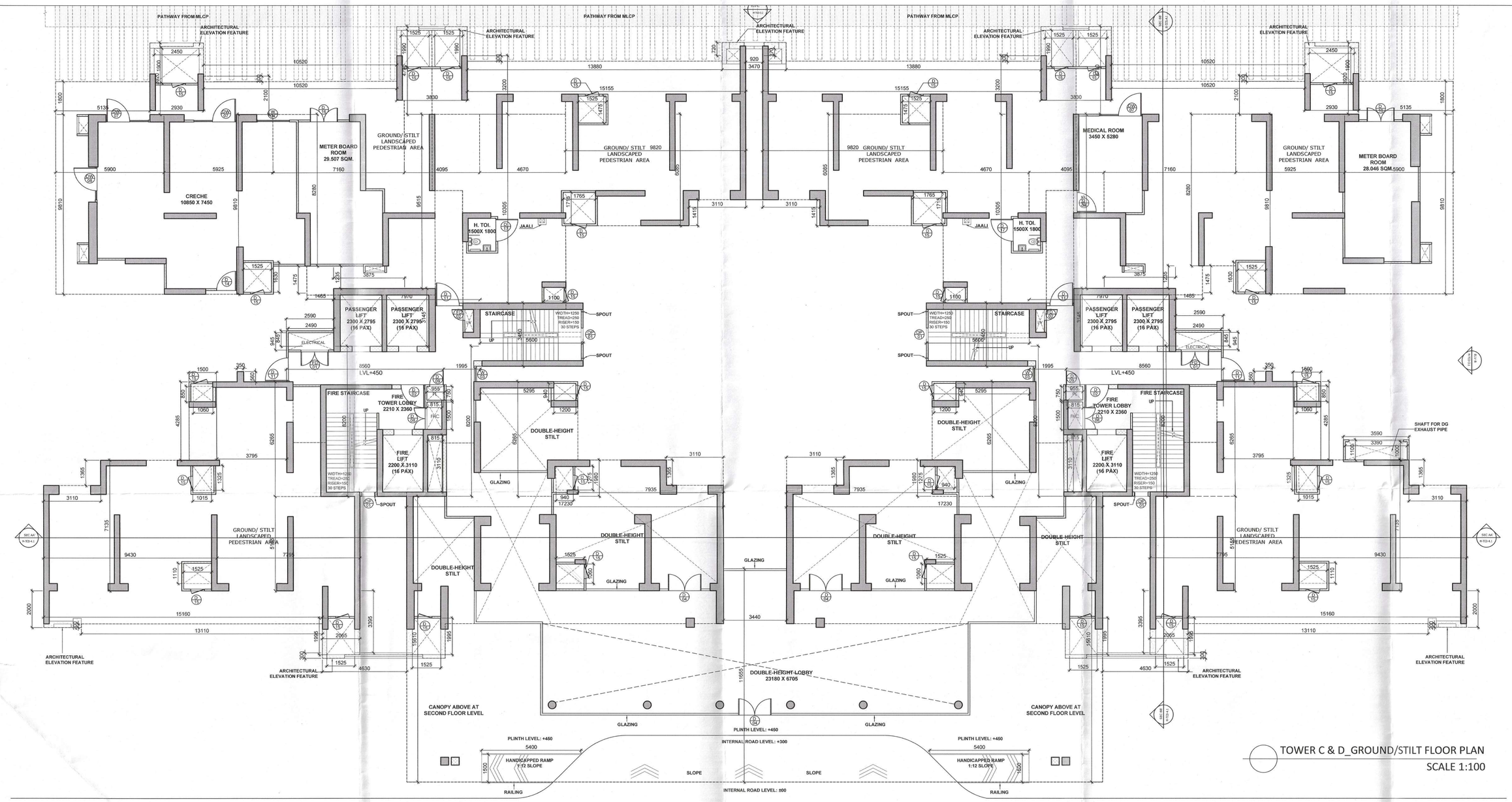

TOWER C & D_GROUND/STILT FLOOR PLAN
SCALE 1:100

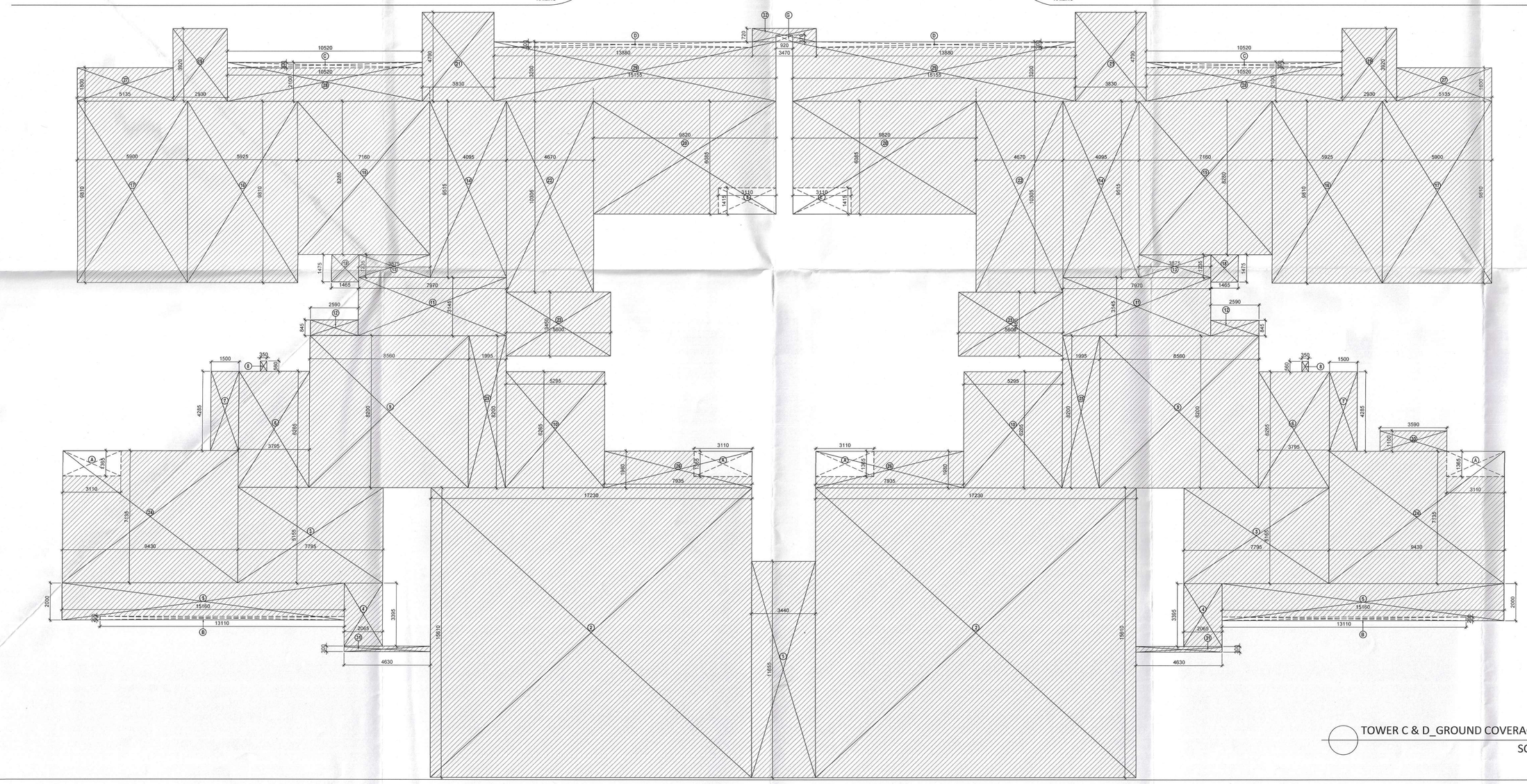

TOWER C & D_GROUND COVERAGE AREA DIAGRAM
SCALE 1:100

TOWER C & D DOOR/ WINDOW	WIDTH	HEIGHT	SILL	LINTEL
D03	1050	2400	-	2400
D04	1800	2400	-	2400
D05	800	2400	-	2400
D07	750	2400	300	2400
D08	1200	2400	300	2400
D09	750	2400	300	2400
D11	1250	2400	-	2400
D13	1250	2400	-	2400
D14	1050	2400	-	2400
D15	750	2400	300	2400
D16	1500	2400	-	2400
D17	1200	2400	-	2400
O	O	O	O	O
FD01	1500	2100	300	2400
FD02	600	2100	300	2400
FD03	1100	2400	-	2400
FD05	1200	2400	-	2400
FD06	900	2400	-	2400
O	O	O	O	O
W01	750	2100	300	2400
W02	750	1200	1200	2400
W03	750	1500	900	2400
W04	1720	1500	900	2400
W05	750	2400	1200	2400
W06	580	1200	1200	2400
O	O	O	O	O
DW01	2400	2400	-	2400
DW02	5050	2400	-	2400
DW03	1785	2400	-	2400
DW04	1685	2400	-	2400
DW05	1580	2400	-	2400
DW06	1920	2400	-	2400
DW07	2265	2400	-	2400
DW08	1750	2400	-	2400
DW09	1820	2400	-	2400
DW10	2640	2400	-	2400
DW11	2610	2400	-	2400
DW12	1420	2400	-	2400
O	O	O	O	O
OP01	750	1200	1200	2400

TOWER C&D GROUND COVERAGE AREA CALCULATION				
S.NO.	LENGTH(M)	WIDTH(M)	NO.	AREA(SQ.M.)
COVERED AREA				
1	3.440	11.655	1	40.093
2	17.230	15.610	2	537.921
3	7.795	5.155	2	80.366
4	2.065	3.395	2	14.021
5	15.160	2.000	2	60.640
6	3.795	6.265	2	47.551
7	1.500	4.285	2	12.855
8	0.350	0.560	2	0.392
9	8.560	8.200	2	140.384
10	5.295	6.265	2	66.346
11	7.970	3.145	2	50.131
12	2.590	0.845	2	4.377
13	3.875	1.225	2	9.571
14	4.095	9.515	2	77.928
15	7.160	8.280	2	118.570
16	5.925	9.810	2	116.249
17	5.900	9.810	2	115.758
18	1.465	1.475	2	4.322
19	2.930	3.920	2	22.971
20	9.820	6.085	2	119.509
21	3.830	4.790	2	36.691
22	4.670	10.305	2	96.249
23	5.600	3.450	2	38.640
24	9.430	7.135	2	134.566
25	1.995	8.200	2	32.718
26	7.935	1.980	2	31.423
27	5.135	1.800	2	18.486
28	10.520	2.100	2	44.184
29	15.155	3.200	2	96.992
30	3.590	1.100	1	3.949
31	4.630	0.300	2	2.778
32	3.470	0.720	1	2.498
	TOTAL ADDITIONS (A)			2179.130
DEDUCTION				
A	3.110	1.365	4	16.981
B	13.110	0.200	2	5.244
C	10.520	0.300	2	6.312
D	13.880	0.300	2	8.328
E	3.110	1.415	2	8.801
G	0.970	0.370	1	0.340
	DEDUCTION (B)			46.006
F.A.R= COVERED AREA (A) - DEDUCTION (B)				2133.124

TOWER – C & D			
S.no	Description	Total Area (sqm)	
		TOWER C	TOWER D
1.00	STILT LEVEL	619.66	
2.00	1st FLOOR	514.67	515.22
3.00	2nd FLOOR	640.78	641.34
4.00	3rd FLOOR	640.78	641.34
5.00	4th FLOOR	640.78	641.34
6.00	5th FLOOR	640.78	641.34
7.00	6th FLOOR	640.78	641.34
8.00	7th FLOOR	640.78	641.34
9.00	8th FLOOR	640.78	641.34
10.00	9th FLOOR	640.78	641.34
11.00	10th FLOOR	640.78	641.34
12.00	11th FLOOR	640.78	641.34
13.00	12th FLOOR	640.78	641.34
14.00	13th FLOOR	640.78	641.34
15.00	14th FLOOR	640.78	641.34
16.00	15th FLOOR	640.78	641.34
17.00	16th FLOOR	640.78	641.34
18.00	17th FLOOR	640.78	641.34
19.00	18th FLOOR- Refuge	620.32	621.02
20.00	19th FLOOR	640.78	641.34
21.00	20th FLOOR	640.78	641.34
22.00	21st FLOOR	640.78	641.34
23.00	22nd FLOOR	640.78	641.34
24.00	23rd FLOOR	640.78	641.34
25.00	24th FLOOR	640.78	641.34
26.00	25th FLOOR	640.78	641.34
27.00	26th FLOOR	640.78	641.34
28.00	27th FLOOR-Refuge	620.32	621.02
28.00	Terrace Floor +LMR		
29.00	DHT		
TOTAL FAR AREA		17443.88	17459.25
TOTAL AREA		34,903.121	

NOTES :-

- VRV System is being provided.
- Full DG power back up is being provided.
- Toilets are mechanical ventilated.
- All lifts shall have 100% power back-up.
- All electrical installations shall be as per provision of nbc.
- Fire-fighting/safety provisions will be as per relevant nbc provisions.
- Basement area shall have mechanically ventilated as per relevant code.
- All toilets are ventilated as per haryana building code 2017.
- Building has automatic sprinkler system wherever required by nbc.
- Building will be designed (structures) as per relevant i.s. codes for earthquake resistance.
- Solar panels of required capacity shall be provided on roof top as per hareda/zoning norms.
- All handicap ramps with railing.
- All fire fighting installations shall be as per provision of nbc.
- The rainwater harvesting system shall be provided as per central ground water auth.norms.

S.T.P.(HQ) Member Secretary B.P.A.C. | S.T.P.(G) Member B.P.A.C. | (HR) Chairman B.P.A.C.

DTP (HQ) ATP(HQ)

AD FA ATP

SANCTIONED
TO BE READ WITH THIS OFFICE
MEMO NO.:
DATED :

STRUCTURAL CONSULTANTS:
GOKANI CONSULTANTS — Varinder Kumar AD(HQ)

MEP CONSULTANTS:
CESPL PVT LTD. — DDT(T) MEMBER

DEVELOPER:
GODREJ PROPERTIES LTD — BPAC

ARCHITECT:
ARCHITECTURE COLLECTIVE

REVISED BUILDING PLAN OF GROUP HOUSING COLONY OF AN AREA MEASURING 14.86225 ACRES (LICENSE NO 105 OF 2010 DATED 03.12.2010 & 29 of 2024 DATED. 21.02.2024) in SECTOR-103, GURUGRAM BEING DEVELOPED BY GODREJ VESTAMARK LLP.

TOWER C AND D
GROUND COVERAGE + FAR AREAS

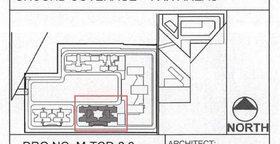

DRG.NO. M-TCD-2.0
SCALE : 1:100
DATE : 09.06.2023
DEALT : VANSHICA

ARCHITECT: GAURAV SANAN
CA Registration No. CA/99/26531

OWNER'S SIGN. — Godrej Vestamark LLP, Authorised Signatory

ARCHITECTS SIGN.