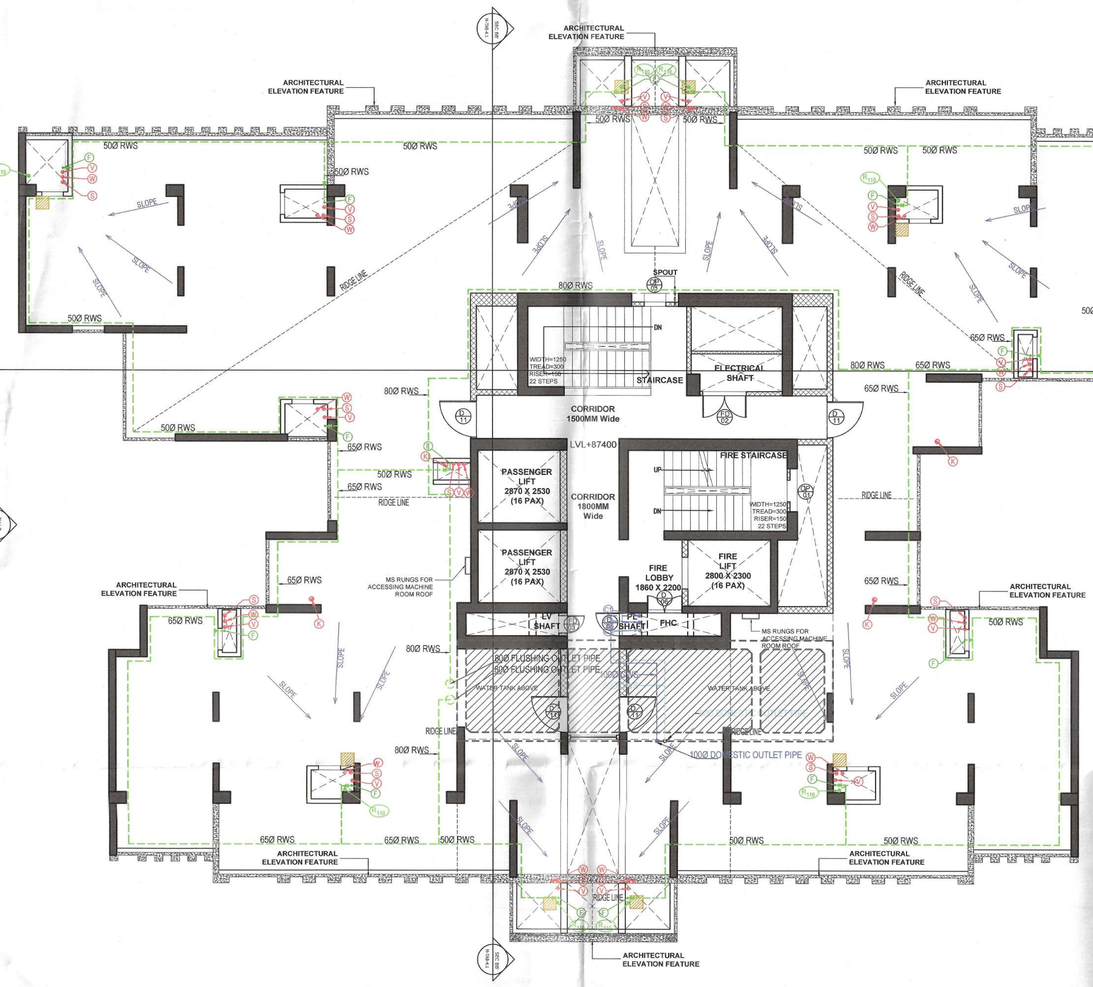

TOWER A_TERRACE FLOOR PLAN

SCALE 1:100

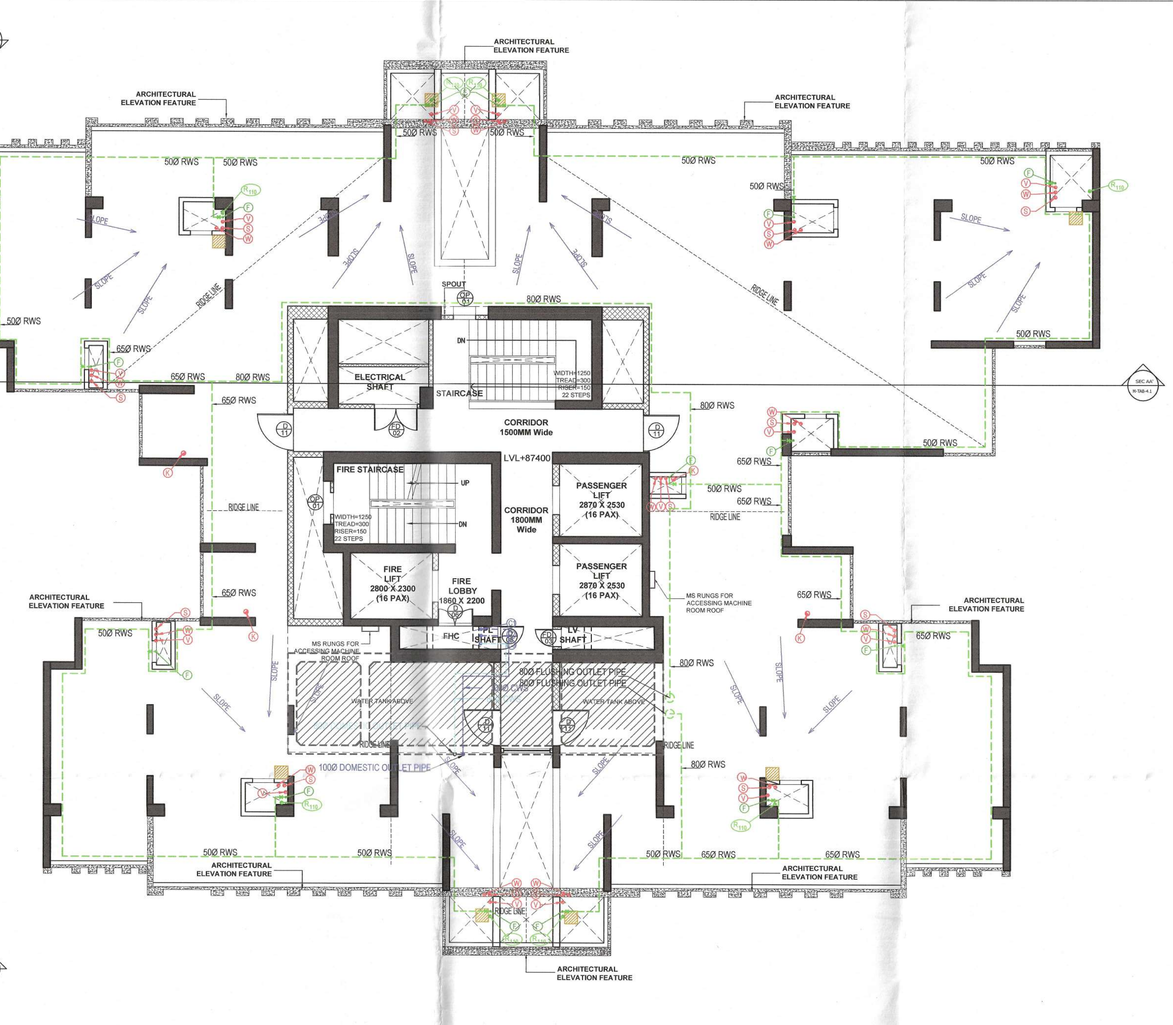

TOWER B_TERRACE FLOOR PLAN

SCALE 1:100

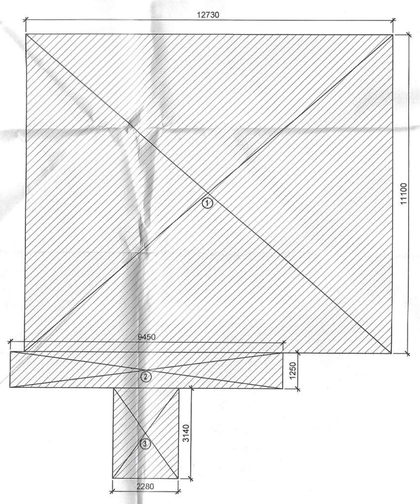

TOWER A_TERRACE FLOOR AREA DIAGRAM

SCALE 1:100

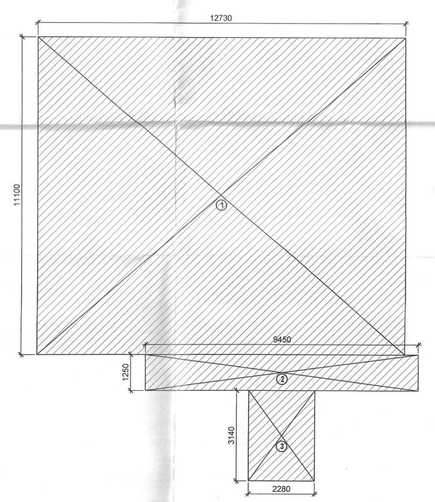

TOWER B_TERRACE FLOOR AREA DIAGRAM

SCALE 1:100

TERRACE FLOOR AREA CALCULATION				
S.NO.	LENGTH(M)	WIDTH(M)	NO.	AREA(SQ.M.)
COVERED AREA				
1	12.730	11.100	1	141.303
2	9.450	1.250	1	11.813
3	2.280	3.140	1	7.159
TOTAL ADDITIONS (A)				160.275
DEDUCTION				
DEDUCTION (B)				0.00
NET COVERED AREA= COVERED AREA (A) - DEDUCTION (B)				160.275

STAIRCASE NON-FAR AREA CALCULATION				
S.NO.	LENGTH(M)	WIDTH(M)	NO.	AREA(SQ.M.)
COVERED AREA				
G	5.500	2.800	1	15.400
N	5.500	2.800	1	15.400
TOTAL ADDITIONS (A)				30.800
TOTAL NON FAR AREA				30.800

TOWER A & B DOOR/ WINDOW	WIDTH	HEIGHT	SILL	LINTEL
D02	1050	2400	-	2400
D03	800	2400	-	2400
D05	800	2400	300	2400
D06	1200	2400	300	2400
D07	750	2400	300	2400
D08	600	2400	300	2400
D09	1800	2400	-	2400
D10	1250	2400	-	2400
D11	1250	2400	-	2400
D13 (LOUVERED DOOR)	750	2400	-	2400
D14 (LOUVERED DOOR)	600	2400	-	2400
D15	1200	2400	-	2400
D16	1500	2400	-	2400
O	0	0	0	0
FD01	1250	2400	-	2400
FD02	1500	2100	300	2400
FD03	600	2100	300	2400
FD04	900	2400	-	2400
FD05	1100	2400	-	2400
O	0	0	0	0
W01	750	2100	300	2400
W02	750	1200	1200	2400
W03	750	1500	900	2400
O	0	0	0	0
DW01	2400	2400	-	2400
DW02	5035	2400	-	2400
DW03	1580	2400	-	2400
DW04	1800	2400	-	2400
DW05	1605	2400	-	2400
DW06	1800	2400	-	2400
DW07	2775	2400	-	2400
DW08	2800	2400	-	2400
O	0	0	0	0
OP01	750	1200	1200	2400

LEGEND : (Plumbing)

S. No.	SYMBOL	DESCRIPTION
1.	S	110Ø UPVC SOIL AND VENT PIPE
2.	W	110Ø UPVC WASTE AND VENT PIPE
3.	R 110	110Ø UPVC RAIN WATER PIPE
4.	B	110Ø UPVC BALCONY / CORRIDOR DRAIN PIPE
5.		CATCH PIT
6.		MANHOLE

NOTES :-

- VRV System is being provided.
- Full DG power back up is being provided.
- Toilets are mechanical ventilated.
- All lifts shall have 100% power back-up.
- All electrical installations shall be as per provision of nbc.
- Fire-fighting/safety provisions will be as per relevant nbc provisions.
- Basement area shall have mechanically ventilated as per relevant code.
- All toilets are ventilated as per haryana building code 2017.
- Building has automatic sprinkler system wherever required by nbc.
- Building will be designed (structures) as per relevant i.s. codes for earthquake resistance.
- Solar panels of required capacity shall be provided on roof top as per haredaZoning norms.
- All handicap ramps with railing.
- All fire fighting installations shall be as per provision of nbc.
- The rainwater harvesting system shall be provided as per central ground water auth.norms.

TOWER A_TERRACE FLOOR AREA DIAGRAM

SCALE 1:100

TOWER B_TERRACE FLOOR AREA DIAGRAM

SCALE 1:100

Checked and found ok for Public Health (internal) Service only subject to comments in in forwarding letter No. 63175 DV. 2/4/24

Superintending Engineer (HQ)
for Chief Engineer-I
HSVP, Panchkula

SANCTIONED
TO BE READ WITH THIS OFFICE MEMO NO.:
DATED :

S.T.P.(HQ) Member Secretary B.P.A.C.
S.T.P.(G) Member B.P.A.C.
C.T.P.(HQ) Chairman B.P.A.C.
DTP (HQ) ATP(HQ)
AD PA ATP
Varinder Kumar AD(HQ)

STRUCTURAL CONSULTANTS:
GOKANI CONSULTANTS

MEP CONSULTANTS:
CESPL PVT LTD.

DEVELOPER:
GODREJ PROPERTIES LTD

ARCHITECT:
ARCHITECTURE COLLECTIVE

REVISED BUILDING PLAN OF GROUP HOUSING COLONY OF AN AREA MEASURING 14.85225 ACRES (LICENSE NO.109 OF 2010 DATED 03.12.2010 & 29 of 2024 DATED. 21.02.2024) in SECTOR-103, GURUGRAM BEING DEVELOPED BY GODREJ VESTAMARK LLP.

TOWER A AND B
TERRACE PLAN

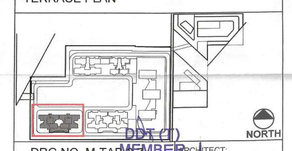

DRG.NO. M-TAB-TERRACE

SCALE : 1:100

DATE :

DEALT : VANSHICA

OWNER'S SIGN.

Authorised Sign.

DDR (I)
MEMBER
BPAC

ARCHITECT:
GAURAV SANAN

CA Registration No. CA/99/25531

ARCHITECTS SIGN.