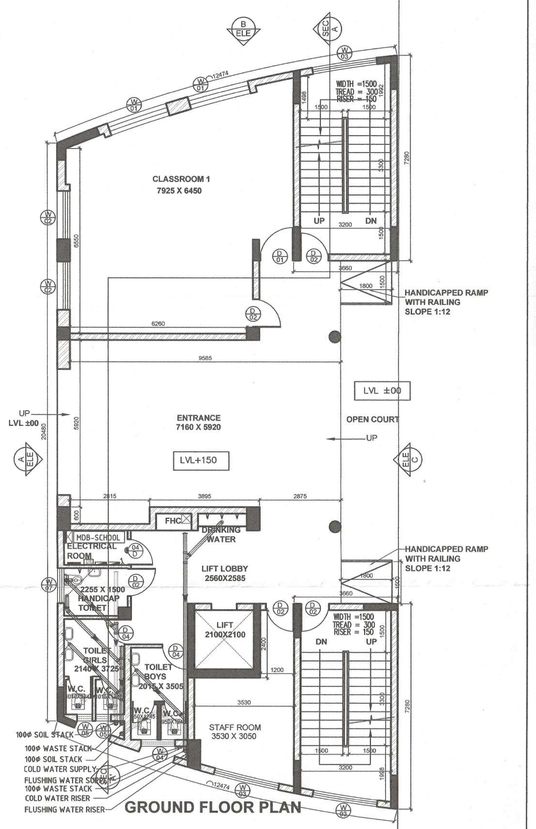

GROUND FLOOR PLAN

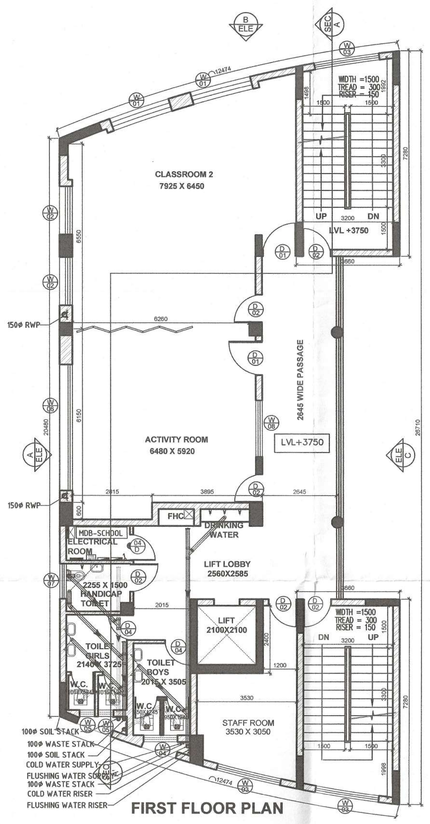

FIRST FLOOR PLAN

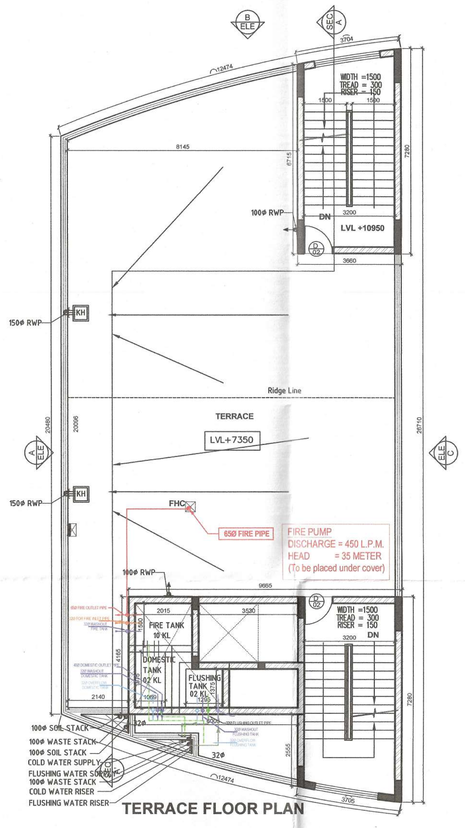

TERRACE FLOOR PLAN

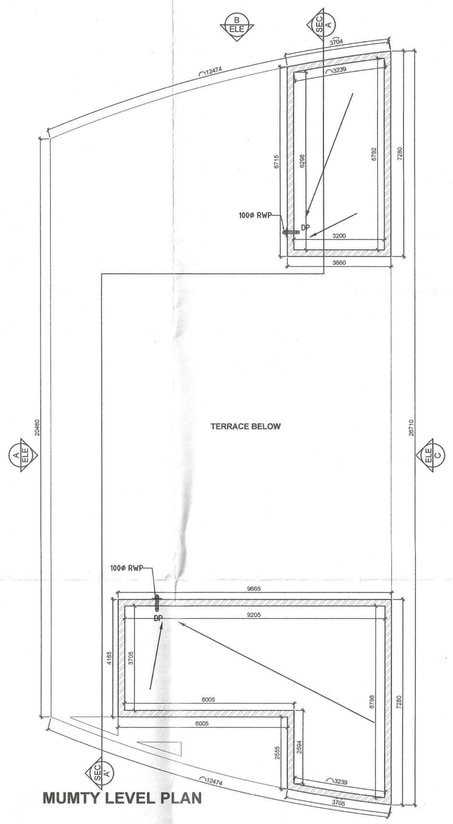

MUMTY LEVEL PLAN

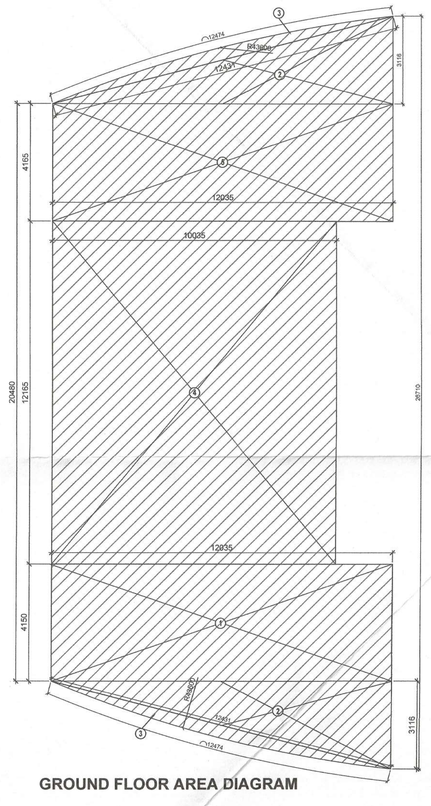

GROUND FLOOR AREA DIAGRAM

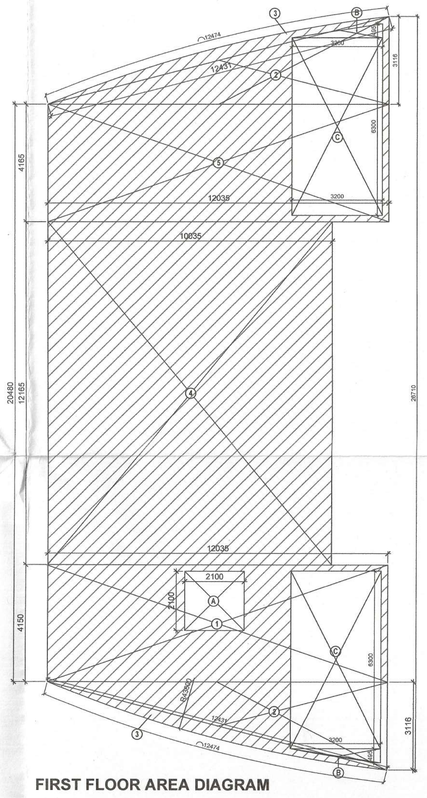

FIRST FLOOR AREA DIAGRAM

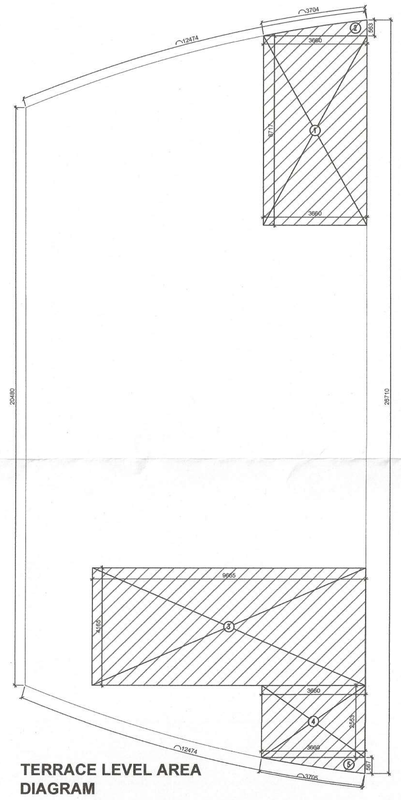

TERRACE LEVEL AREA DIAGRAM

NURSERY SCHOOL DOOR/ WINDOW	WIDTH	HEIGHT	SILL	LINTEL	DESCRIPTION
D01	1200	2150	-	2150	FLUSH DOOR
D02	1000	2150	-	2150	FLUSH DOOR
D03	900	2150	300	2150	FLUSH DOOR
O	O	O	O	O	
W01	2075	1100	1050	2150	AL.GLAZED WINDOW
W02	1710	1100	1050	2150	AL.GLAZED WINDOW
W03	2280	1100	1050	2150	AL.GLAZED WINDOW
W04	1200	950	1200	2150	AL.GLAZED WINDOW
W05	545	950	1200	2150	AL.GLAZED WINDOW
W06	4465	1100	1050	2150	AL.GLAZED WINDOW
W07	1250	950	1200	2150	AL.GLAZED WINDOW
W08	2000	1100	1050	2150	AL.GLAZED WINDOW

FAR SUMMARY	
NURSERY SCHOOL SITE AREA (0.2 ACRES)	809.371
PERMISSABLE FAR AREA @1.5	1214.057
PROPOSED FAR (SQM.)	487.758
PERMISSABLE GROUND COVERAGE @ 35% (SQM.)	283.279
PROPOSED GROUND COVERAGE (SQM.)	267.216
PERMISSABLE PARKING @15% OF LAND AREA (SQM.)	121.406
PROPOSED PARKING (SQM.)	121.465

GROUND FLOOR AREA CALCULATION				
S.NO.	LENGTH(M)	WIDTH(M)	NO.	AREA(SQ.M.)
COVERED AREA (A)				
1	12.035	4.150	1	49.945
2	12.035	3.116	2	37.501
3	12.431	R43.600	2	7.388
4	10.035	12.165	1	122.076
5	12.035	4.165	1	50.126
TOTAL ADDITIONS (A)				267.036
DEDUCTION (B)				
0	0.000	0.000	1	0.000
F.A.R= COVERED AREA (A)- DEDUCTION (B)				267.036
GROUND COVERAGE				267.036

FIRST FLOOR AREA CALCULATION				
S.NO.	LENGTH(M)	WIDTH(M)	NO.	AREA(SQ.M.)
COVERED AREA (A)				
1	12.035	4.150	1	49.945
2	12.035	3.116	2	37.501
3	12.431	R43.600	2	7.388
4	10.035	12.165	1	122.076
5	12.035	4.165	1	50.126
TOTAL ADDITIONS (A)				267.036
DEDUCTION (B)				
A	2.100	2.100	1	4.410
B	3.200	0.495	2	1.584
C	3.200	6.300	2	40.320
TOTAL DEDUCTIONS (B)				46.314
F.A.R= COVERED AREA (A)- DEDUCTION (B)				220.722

TERRACE AREA CALCULATION				
COVERED AREA TERRACE LEVEL				
1	3.660	6.717	1	24.584
2	3.660	0.563	1	1.030
3	9.665	4.165	1	40.255
4	3.660	2.553	1	9.344
5	3.660	0.567	1	1.038
TOTAL ADDITIONS (A)				76.251
DEDUCTION				
DEDUCTION (B)				0.00
NET COVERED AREA- COVERED AREA (A) - DEDUCTION (B)				76.251

STAIRCASE NON-FAR AREA CALCULATION				
S.NO.	LENGTH(M)	WIDTH(M)	NO.	AREA(SQ.M.)
COVERED AREA				
B	3.200	0.495	2	1.584
C	3.200	6.300	2	40.320
TOTAL ADDITIONS (A)				41.904
TOTAL NON FAR AREA				41.904

NOTES :-

- VRV System is being provided.
- Full DG power back up is being provided.
- Toilets are mechanical ventilated.
- All lifts shall have 100% power back-up.
- All electrical installations shall be as per provision of nbc.
- Fire-fighting/safety provisions will be as per relevant nbc provisions.
- Basement area shall have mechanically ventilated as per relevant code.
- All toilets are ventilated as per haryana building code 2017.
- Building has automatic sprinkler system wherever required by nbc.
- Building will be designed (structures) as per relevant i.s. codes for earthquake resistance.
- Solar panels of required capacity shall be provided on roof top as per hareda/zoning norms.
- All handicap ramps with railing.
- All fire fighting installations shall be as per provision of nbc.
- The rainwater harvesting system shall be provided as per central ground water auth.norms.

Checked and found ok for Public Health (internal) Service only subject to comments in in forwarding letter No. 163789 DV. 29/3/24

Superintending Engineer (HQ) for Chief Engineer-I HSVP, Panchkula

SANCTIONED
TO BE READ WITH THIS OFFICE MEMO NO.:
DATED :

PLUMBING LEGEND:-		
S.NO.	DESCRIPTION	SYMBOL
1.	FLOOR TRAP	FT
2.	FLOOR CLEAN OUT PLUG	COP
3.	SOIL PIPE	
4.	WASTE PIPE	
5.	COLD WATER SUPPLY (EWS)	
6.	FLUSHING WATER SUPPLY (FWS)	
7.	CONTROL VALVE	M
8.	KHURRA 450x450mm	
9.		
10.		

S.T.P. (HQ) Member Secretary B.P.A.C.
S.T.P. (G) Member Secretary B.P.A.C.
ATP(HQ)
AD PA ATP

STRUCTURAL CONSULTANTS:
GOKANI CONSULTANTS
Varinder Kumar AD(HQ)

MEP CONSULTANTS:
CESPL PVT LTD
DDTP(T) MEMBER BPAC

DEVELOPER:
GODREJ PROPERTIES LTD

ARCHITECT:
ARCHITECTURE COLLECTIVE

REVISED BUILDING PLAN OF GROUP HOUSING COLONY OF AREA MEASURING 14.86225 ACRES (LICENSE NO.105 OF 2010 DT.03.12.2010 & 29 of 2024 DT. 21.02.2024) in SECTOR-103, GURUGRAM BEING DEVELOPED BY GODREJ VESTAMARK LLP.

NURSERY SCHOOL
FLOOR PLANS AND AREA CALCULATIONS

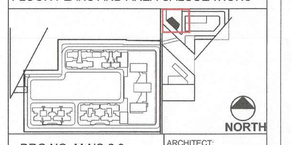

DRG.NO. M-NS-2.0

ARCHITECT: GAURAV SANAN

SCALE : 1:100

DATE : 06.06.2023

DEALT : VANSHICA

CA Registration No. CA/99/25531

OWNER'S SIGN.
Godrej Vestamark LLP
Authorised Signatory

ARCHITECT'S SIGN.