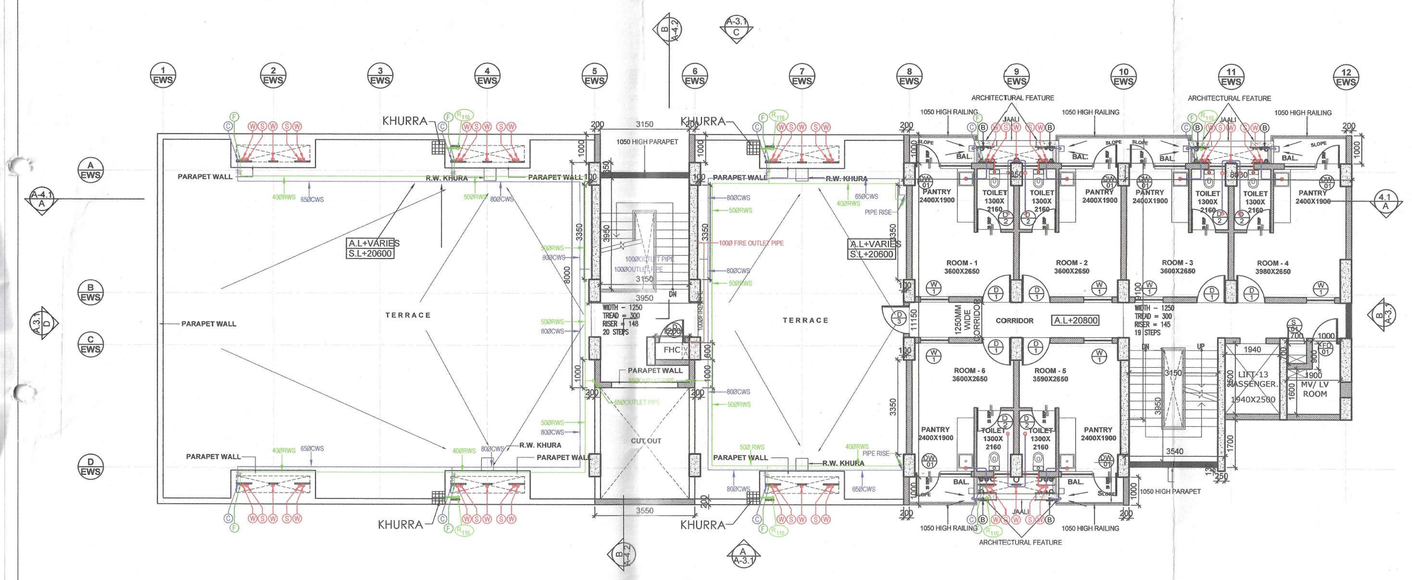

EWS_SEVENTH FLOOR PLAN
SCALE 1:100

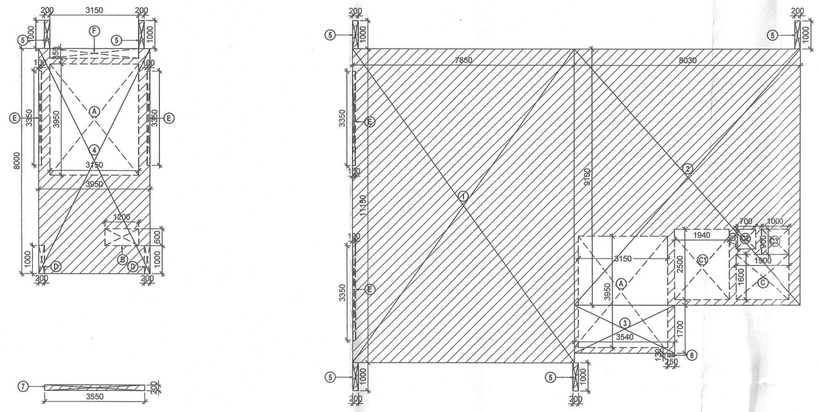

EWS_SEVENTH FLOOR AREA DIAGRAM
SCALE 1:100

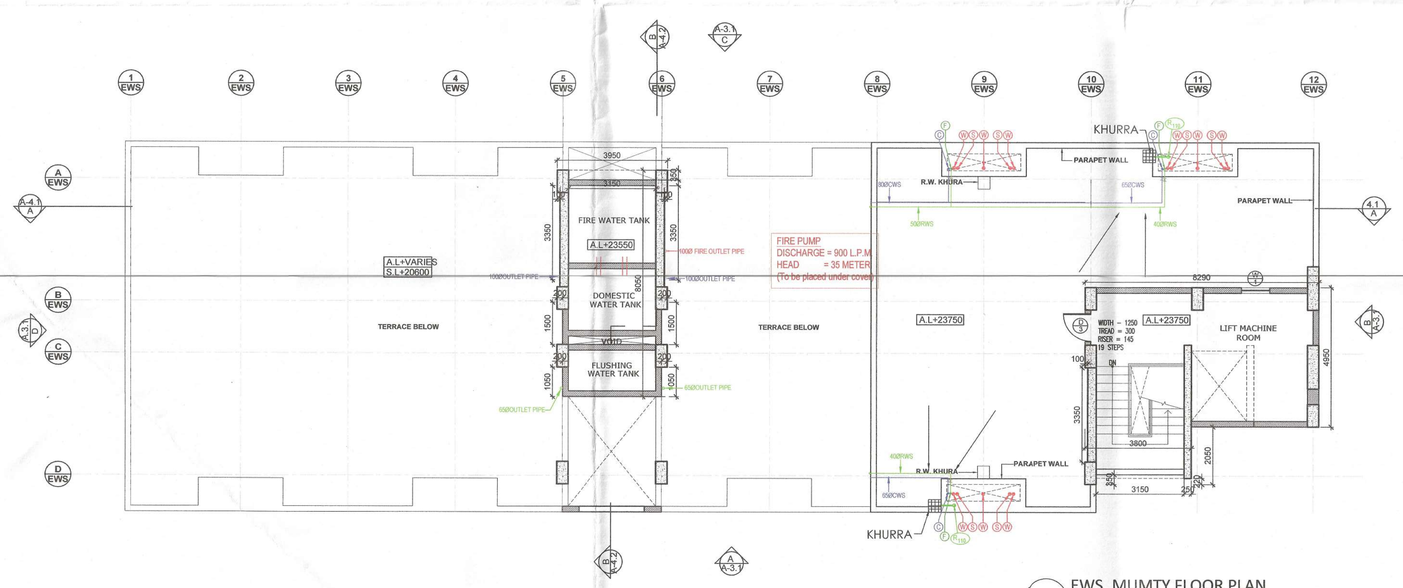

EWS_MUMTY FLOOR PLAN
SCALE 1:100

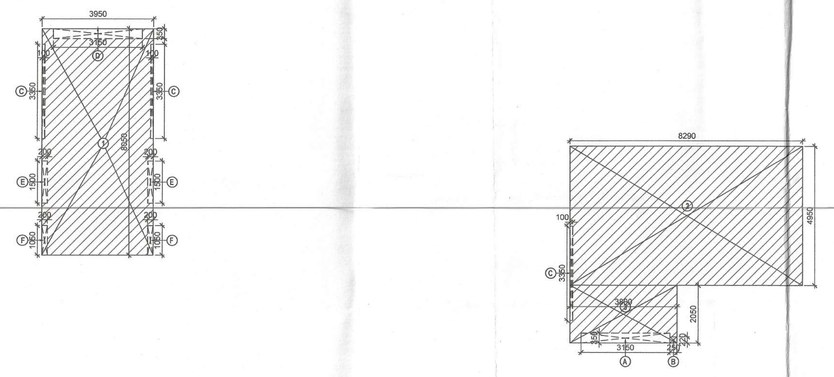

EWS_MUMTY FLOOR AREA DIAGRAM
SCALE 1:100

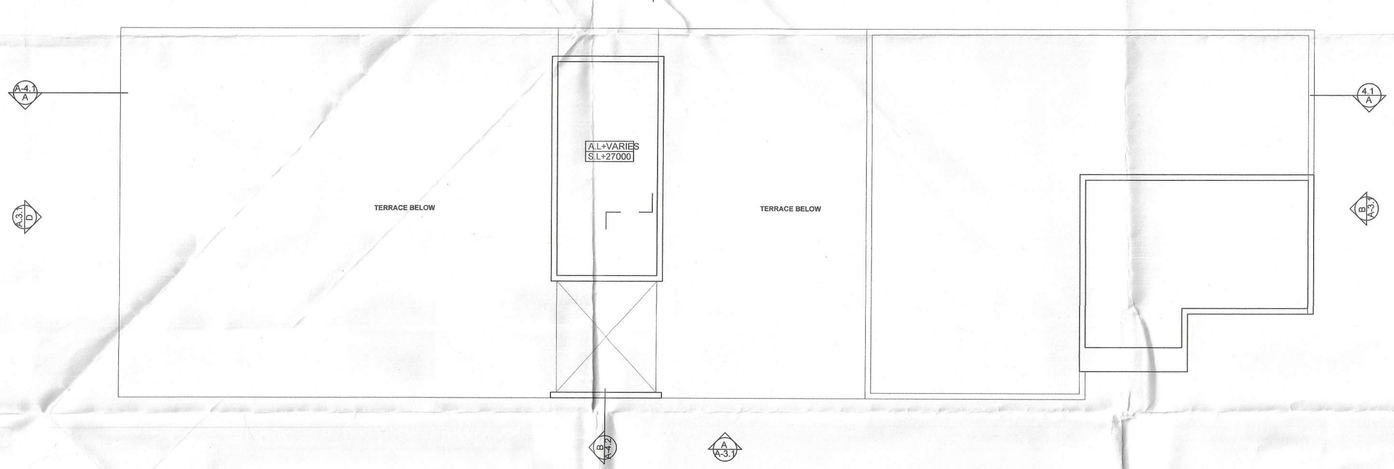

EWS_ROOF FLOOR PLAN
SCALE 1:100

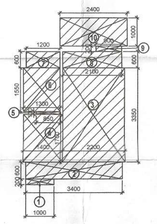

EWS_TYPICAL UNIT CARPET AREA- 18.65 SQM.

EWS_TYPICAL UNIT CARPET AREA DIAGRAM
(1st-7th FLOOR) SCALE 1:100

DOOR/ WINDOW	ROUGH OPENING	SILL	LINTEL
D01	1000X2150	-	2150
D02	850X2150	-	2150
D03	1000X2150	-	
D04	750X1850	300	2150
FD01	1100X2150	-	2150
DW01	2000X1100/2150	1050/-	2150
W01	1000X1100	1050	2150
W02	600X950	1200	2150

7TH FLOOR AREA CALCULATION				
S.NO.	LENGTH(M)	WIDTH(M)	NO.	AREA(SQ.M.)
COVERED AREA				
1	7.850	11.150	1	87.528
2	8.030	9.100	1	73.073
3	3.540	1.700	1	6.018
4	3.950	8.000	1	31.600
5	0.200	1.000	6	1.200
6	0.250	0.130	1	0.033
7	3.550	0.200	1	0.710
TOTAL ADDITIONS (A)				200.161
DEDUCTION				
A	3.150	3.950	2	24.885
B	1.200	0.600	1	0.720
C	1.900	1.600	1	3.040
C1	1.940	2.500	1	4.850
C2	0.700	0.700	1	0.490
C3	1.000	0.900	1	0.900
D	0.200	1.000	2	0.400
E	0.100	3.350	4	1.340
DEDUCTION (B)				36.625
F.A.R= COVERED AREA (A) - DEDUCTION (B)				163.536

MUMTY LEVEL AREA CALCULATION				
S.NO.	LENGTH(M)	WIDTH(M)	NO.	AREA(SQ.M.)
COVERED AREA				
1	3.950	8.050	1	31.798
2	8.290	4.950	1	41.036
3	3.800	2.050	1	7.790
TOTAL ADDITIONS (A)				80.623
DEDUCTION				
A	3.150	0.350	1	1.103
B	0.250	0.220	1	0.055
C	0.100	3.350	3	1.005
D	3.150	0.350	1	1.103
E	0.200	1.500	2	0.600
F	0.200	1.050	2	0.420
DEDUCTION (B)				4.285
F.A.R= COVERED AREA (A) - DEDUCTION (B)				76.338

TYPICAL UNIT CARPET AREA CALCULATION				
S.NO.	LENGTH(M)	WIDTH(M)	NO.	AREA(SQ.M.)
COVERED AREA				
1	1.000	0.200	1	0.200
2	3.400	0.600	1	2.040
3	2.200	3.350	1	7.370
4	1.700	1.400	1	2.380
5	0.850	0.100	1	0.085
6	1.550	1.300	1	2.015
7	1.200	0.600	1	0.720
8	2.100	0.600	1	1.260
9	0.900	0.200	1	0.180
10	2.400	1.000	1	2.400
TOTAL ADDITIONS (A)				18.650
DEDUCTION				
DEDUCTION (B)				0.00
CARPET AREA= COVERED AREA (A) - DEDUCTION (B)				18.650

NOTES :-

- VRV System is being provided.
- Full DG power back up is being provided.
- Toilets are mechanical ventilated.
- All lifts shall have 100% power back-up.
- All electrical installations shall be as per provision of nbc.
- Fire-fighting/safety provisions will be as per relevant nbc provisions.
- Basement area shall have mechanically ventilated as per relevant code.
- All toilets are ventilated as per haryana building code 2017.
- Building has automatic sprinkler system wherever required by nbc.
- Building will be designed (structures) as per relevant i.s. codes for earthquake resistance.
- Solar panels of required capacity shall be provided on roof top as per harera/zoning norms.
- All handicap ramps with railing.
- All fire fighting installations shall be as per provision of nbc.
- The rainwater harvesting system shall be provided as per central ground water auth.norms.

S.T.P.(HQ) Member Secretary B.P.A.C. — S.T.P.(I) Member B.P.A.C. — E.T.P.(HR) Chairman B.P.A.C.

ATP(HQ) — ATP(HQ)

AD — PA — ATP Varinder Kumar AD(HQ)

STRUCTURAL CONSULTANTS: GOKANI CONSULTANTS

MEP CONSULTANTS: CESPL PVT LTD.

DDT(T) MEMBER BPAC

DEVELOPER: GODREJ PROPERTIES LTD

ARCHITECT: ARCHITECTURE COLLECTIVE

REVISED BUILDING PLAN OF GROUP HOUSING COLONY OF AREA MEASURING 14.86225 ACRES (LICENSE NO.105 OF 2010 DT.03.12.2010 & 29 of 2024 DT. 21.02.2024) in SECTOR-103, GURUGRAM BEING DEVELOPED BY GODREJ VESTAMARK LLP.

EWS
FLOOR PLANS AND AREA CALCULATION

NORTH

DRG.NO. M-EWS-2.1

SCALE : 1:100

DATE :

DEALT BY : Varinder Kumar

ARCHITECT: GAURAV SANAN
Registration No. CA/99/25531

OWNER'S SIGN. Authorised Signatory

ARCHITECTS SIGN.

SANCTIONED
TO BE READ WITH THIS OFFICE
MEMO NO.:
DATED:

Checked and found ok for Public Health (Internal) Service only subject to comments in forwarding letter No. 103789 Dt. 24/4/24

Superintending Engineer (HQ) for Chief Engineer-I HSVP, Panchkula