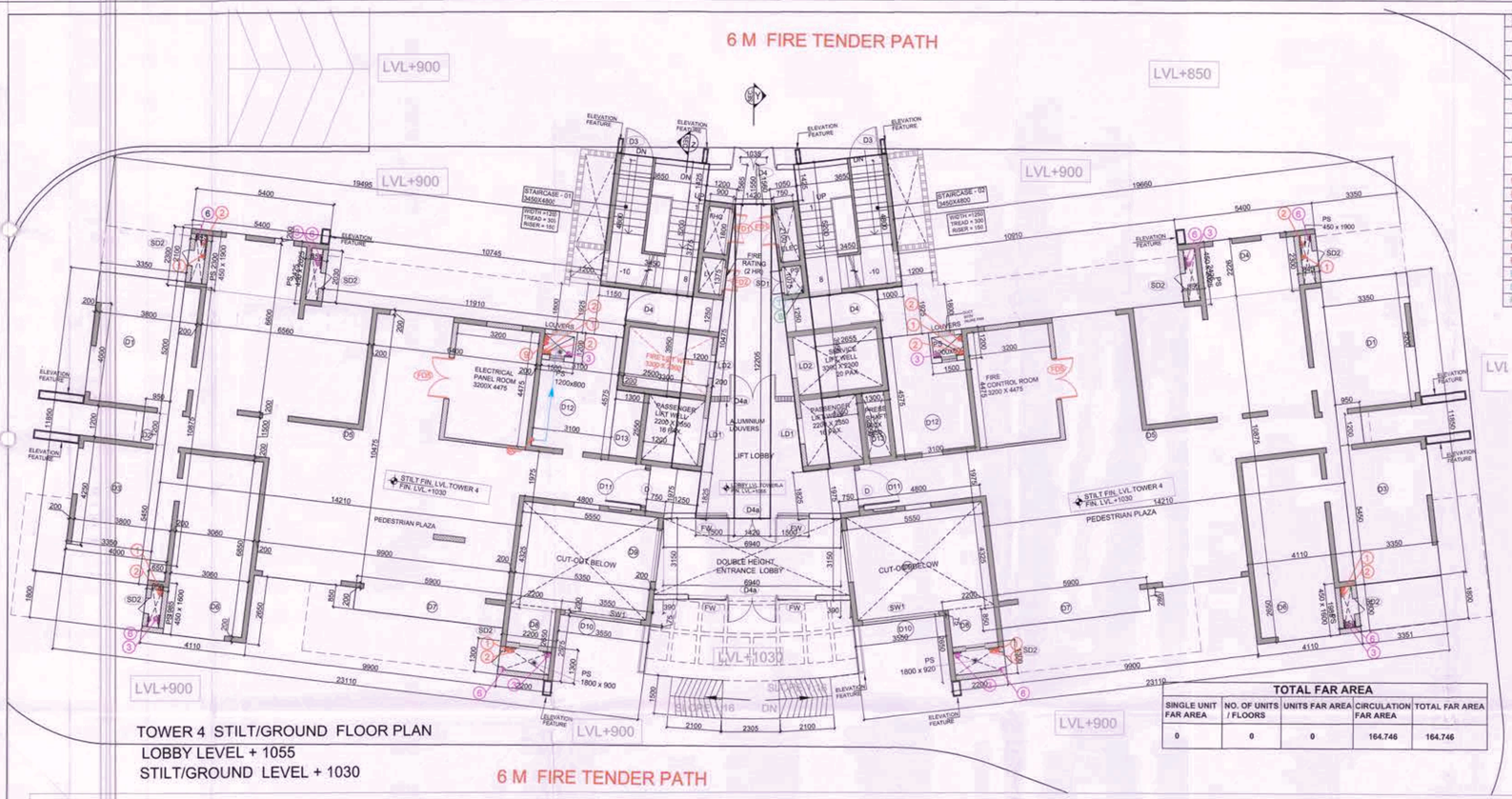

TOWER 4 STILT/GROUND FLOOR PLAN
LOBBY LEVEL + 1055
STILT/GROUND LEVEL + 1030

6 M FIRE TENDER PATH

LEGEND:-	
1	100Ø SOIL & VENT PIPE
2	100Ø WASTE & VENT PIPE
3	150Ø RAIN WATER PIPE
4	DOMESTIC WATER SUPPLY DN TAKE PIPE
5	FLUSHING WATER SUPPLY DN TAKE PIPE
6	75Ø BALCONY DRAIN PIPE
7	DOMESTIC WATER RISER TO O.H. TANK
8	FLUSHING WATER RISER TO O.H. TANK
9	75Ø ANTISYPHONAGE PIPE
10	DOMESTIC WATER SUPPLY BY BOOSTER PUMP
WB TO FT	32Ø WASTE PIPE
FD TO FT	50Ø WASTE PIPE
FT TO VERTICAL STACK	100Ø WASTE PIPE
W.C. TO VERTICAL STACK	100Ø SOIL PIPE
FD	FLOOR DRAIN (80x50mm)
FT	FLOOR TRAP (100x75mm)
FCO	FLOOR CLEAN OUT
BV	BAL VALVE
DWS	DOMESTIC WATER SUPPLY
FWS	FLUSHING WATER SUPPLY

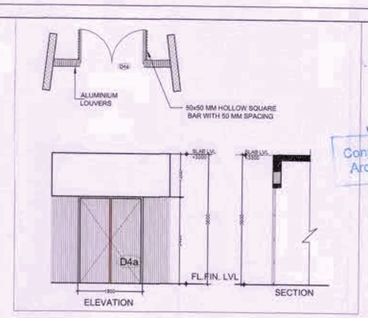

This is a "PROVISIONAL BUILDING PLAN" approved only for the purpose of inviting Objections from the general public

DTP (HQ) — S.T.P. (HQ) Member Secretary B.P.A.C. — S.T.P. (G) Member B.P.A.C. — C.T.P. (HL) Chairman B.P.A.C.

Consultant Architect — JD. — DTP (HQ) — Ram Avtar Bassi JD(HQ)

Checked and found ok for Public Health (Internal) Service only subject to comments in forwarding letter No. 273736 D. 22.12.23

Superintending Engineer (HQ) for Chief Engineer-I HSVP, Panchkula — DTP (HQ) Member BPAC

TO BE READ WITH THIS OFFICE MEMO NO.: 6681 DATED: 22.02.2024

AREA STATEMENT FOR TOWER 2 & 4
(TOWER 2 = GROUND/ STILT + 32 FLOORS)
(TOWER 4 = GROUND / STILT + 32 FLOORS)

1	FAR AREA ON GROUND / STILT FLOOR TOWER -2&4								
	ADDITIONAL AREAS								
	BLOCK NAME	NOS. OF BLOCK	FACTOR	LENGTH	WIDTH	AREA	UNITS		
	BLOCK NAME	NOS. OF BLOCK	FACTOR	LENGTH	WIDTH	AREA	UNITS		
	F	1	1	6.940	3.150	21.861	SQM.		
	G	2	0.5	6.350	3.150	1.039	SQM.		
	H	2	1	3.650	5.200	37.960	SQM.		
	P	1	1	1.420	12.205	17.331	SQM.		
	Q	3	0.5	1.500	12.205	18.308	SQM.		
	R	1	1	1.200	10.475	12.570	SQM.		
	R1	1	1	1.050	10.475	10.999	SQM.		
	S	1	1	1.150	1.925	2.214	SQM.		
	S1	1	1	1.000	1.925	1.925	SQM.		
	T	1	1	2.500	3.350	8.375	SQM.		
	T1	1	1	2.850	3.950	11.467	SQM.		
	U	1	1	1.200	2.750	3.300	SQM.		
	U1	1	1	1.350	2.750	3.713	SQM.		
	V	2	1	1.875+1.625	1.350	4.725	SQM.		
	W	2	1	0.750	1.875	2.953	SQM.		
	P1	1	1	1.425+1.950	1.300	1.794	SQM.		
	P2	1	1	1.525+1.425	1.200	1.950	SQM.		
	P3	1	1	1.425+1.950	1.050	1.597	SQM.		
				TOTAL		164.746	SQM.		
								A	
	TOTAL CIRCULATION FAR AREA ON GROUND FLOOR= A					164.746	SQM.	B	
2	NON FAR AREA ON GROUND / STILT FLOOR								
	DEDUCTIONS AREAS								
	BLOCK NAME	NOS. OF BLOCK	FACTOR	LENGTH	WIDTH	AREA	UNITS		
	D1	2	1	3.350	6.200	34.640	SQM.		
	D2	2	1	0.950	1.200	2.280	SQM.		
	D3	2	1	3.350	5.450	36.515	SQM.		
	D4	2	1	5.400	2.225	24.030	SQM.		
	D5	2	1	14.210	10.975	309.098	SQM.		
	D6	2	1	4.110	2.800	31.763	SQM.		
	D7	2	1	8.900	0.850	15.130	SQM.		
	D8	2	1	2.200	2.650	11.660	SQM.		
	D9	2	1	5.550	4.325	48.038	SQM.		
	D10	2	1	0.975	3.550	3.463	SQM.		
	D11	2	1	4.800	1.975	18.960	SQM.		
	D12	2	1	3.100	4.575	28.365	SQM.		
	D13	2	1	1.300	2.550	6.630	SQM.		
				TOTAL		552.701	SQM.	C	
3	DEDUCTIONS (FAR AREA)								
	BLOCK NAME	NOS. OF BLOCK	FACTOR	LENGTH	WIDTH	AREA	UNITS		
	A	2	1	0.845	2.300	3.887	SQM.		
	B	2	1	0.855	2.425	4.147	SQM.		
	C	2	1	2.850	1.650	3.375	SQM.		
	D	2	1	2.200	1.300	5.720	SQM.		
	E	2	1	1.500	1.200	3.600	SQM.		
				TOTAL		20.728	SQM.	D	
	TOTAL NON FAR AREA ON GROUND / STILT FLOOR= C-D					531.972	SQM.	E	

34	TOTAL FAR IN TOWER 2							
	FLOORS	NO OF UNITS/ FLOOR	NO OF FLOORS	NON FAR AREA	UNITS FAR AREA	CIRCULATION FAR AREA	TOTAL FAR ON SINGLE FLOOR	TOTAL FAR
	BASEMENT	1	1	0.000	0.000			58.633
	GROUND FLOOR	1	1	531.972		0.000	164.746	164.746
	FIRST FLOOR	2	1	39.470	272.237	70.075	342.312	614.548
	SECOND FLOOR	2	1	39.470	270.694	70.075	340.769	611.462
	THIRD FLOOR	2	1	39.470	270.694	70.075	340.769	611.462
	FOURTH FLOOR	2	1	39.470	270.694	70.075	340.769	611.462
	5TH TO 16TH ,18 TO 24TH & 26TH TO 32TH TYPICAL FLOOR	2	26	1028.220	270.694	70.075	611.462	15896.018
	TYPICAL 17TH & 25TH FLOORS	2	2	78.940	270.694	64.812	606.199	1212.398
	MUMTY	0	1	138.300	0.000	0.000	0.000	0.000
	WATER TANK & MACHINE ROOM	0	1	138.300	0.000	0.000	0.000	0.000
	TO TAL			2071.612				19792.730

35	TOTAL FAR IN TOWER 4							
	FLOORS	NO OF UNITS/ FLOOR	NO OF FLOORS	NON FAR AREA	UNITS FAR AREA	CIRCULATION FAR AREA	TOTAL FAR ON SINGLE FLOOR	TOTAL FAR
	BASEMENT	1	1	0.000	0.000			58.633
	GROUND FLOOR	1	1	531.972	0.000	0.000	164.746	164.746
	FIRST FLOOR	2	1	39.470	272.237	70.075	342.312	614.548
	SECOND FLOOR	2	1	39.470	270.694	70.075	340.769	611.462
	THIRD FLOOR	2	1	39.470	270.694	70.075	340.769	611.462
	FOURTH FLOOR	2	1	39.470	270.694	70.075	340.769	611.462
	5TH TO 16TH ,18 TO 24TH & 26TH TO 32TH TYPICAL FLOOR	2	26	1028.220	270.694	70.075	611.462	15896.018
	TYPICAL 17TH & 25TH FLOORS	2	2	78.940	270.694	64.812	606.199	1212.398
	MUMTY	0	1	138.300	0.000	0.000	0.000	0.000
	WATER TANK & MACHINE ROOM	0	1	138.300	0.000	0.000	0.000	0.000
	TO TAL			2071.612				19740.205

GROUND COVERAGE OF TOWER OF 2 & 4		
FAR AREA AT GROUND /STILT FLOOR	164.746	
NON FAR AREA AT GROUND /STILT FLOOR	531.972	
TOTAL GROUND COVERAGE AREA	696.718	SQM.
SINGLE TOWER GROUND COVERAGE	696.718	SQM.
NO. OF TOWERS	2	
TOTAL GROUND COVERAGE OF TOWER 2&4	1393.436	SQM.

TOTAL FAR AREA

SINGLE UNIT FAR AREA	NO. OF UNITS / FLOORS	UNITS FAR AREA	CIRCULATION FAR AREA	TOTAL FAR AREA
0	0	0	164.746	164.746

ADANI-SCHEDULE OF OPENING

A & C TOWER									
S.NO	DOOR NAME	(L)	(B)	CILL	LINTEL	LOCATION	TYPE	RATING
FIRE DOORS								
1	FD	2000	1000	0	2400	BASEMENT 02 & 03 -MAIN ENTRY LIFT LOBBY	FIRE DOOR	2 HOUR
2	FD1	1000	2300	300	2400	BASEMENT 02 TO 32nd FLOOR -SVC & ELEC SHAFT	FIRE DOOR	2 HOUR
3	FD2	1200	2300	300	2400	BASEMENT 03 TO 32nd FLOOR -LIFT SHAFT	FIRE DOOR	2 HOUR
4	FD3	1200	2400	0	2400	BASEMENT 02 & 03 -STAIRCASE LOBBY	FIRE DOOR	2 HOUR
5	FD4	900	2400	0	2400	BASEMENT 02 & 03 -STAIRCASE LOBBY	FIRE DOOR	2 HOUR
6	FD5	2100	2400	0	2400	BASEMENT 03 DOUBLE VISE HAVE RATING	FIRE DOOR	2 HOUR
7	FD6/1	2000	2400	0	2400	ENTRANCE LOBBY DBL HAVE RATING	FIRE DOOR	2 HOUR
NON FIRE DOOR/WINDOW								
1	D1	1000	2400	0	2400	ALL UNIT FLOORS - BEDROOM & SERVANT RM.		
2	D2	800	2400	0	2400	BASEMENT 01 & ALL UNIT FLOORS - TOILETS		
3	D3	1200	2400	0	2400	STILT TO ALL UNIT FLOORS - STAIR LOBBY		
4	D4	1250	2400	0	2400	ALL UNIT FLOORS - STAIR LOBBY		
5	D5	1500	2400	0	2400	ALL UNIT FLOORS - BEDROOM & SERVANT RM.		
6	D4a	1800	2400	0	2400	BASEMNT - 2 TO 32nd FLOOR -STAIR & LIFT LOBBY		
7	DW1	1400	2400	0	2400	ALL UNIT FLOORS - KITCHEN		
SHAFT DOORS								
1	SD1	900	2300	300	2400	BASEMENT 01 TO TERRACE FL. -PLUMBING SHAFT		
2	SD2	800	2300	300	2400	STILT TO TERRACE FL. -PLUMBING SHAFT		
WINDOWS								
1	FW	3365	2250	150	2400	BASEMENT 02 & 01-LIFT LOBBY		
2	FW1	500	2250	150	2400	BASEMENT 02 & 01-LIFT LOBBY		
3	W1	700	1100	1200	2400	ALL UNIT FLOORS - SERVANT RM.		
FIXED GLAZING/SLIDING DOOR WINDOW/VENTILATORS/OPENINGS								
1	SL1	4800	2400	0	2400	ALL UNIT FLOORS - LIVING ROOM		
2	SL2	4950	2400	0	2400	ALL UNIT FLOORS - MASTER BEDROOM-4 & BEDROOM -3		
3	SL3	1500	2400	0	2400	ALL UNIT FLOORS - LOUNGE		
4	SL4	2030	2400	0	2400	ALL UNIT FLOORS - MASTER BEDROOM - 2		
5	SL5	2500	2400	0	2400	ALL UNIT FLOORS - DINING		
6	V	750	1200	1200	2400	ALL UNIT FLOORS - TOILET-2,TOILET-2,TOILET-3		
7	V1	900	1200	1200	2400	ALL UNIT FLOORS - POWDER TOILET		
8	OP	800	2400	900	2400	ALL UNIT FLOORS - DRESS -1,DRESS -1,DRESS-4		
9	OP1	1300	2400	600	2400	ALL UNIT FLOORS - KITCHEN		
10	SS	1200	3600	0	3600	ALL UNIT FLOORS		
11	ID3	1300	2400	0	2400	PASSENGER LIFT WEL		
12	LD2	900	2400	0	2400	SERVICE LIFT & FIRE LIFT		

ARCHITECTS:-
C. P. KUKREJA ARCHITECTS
ASHIRWAD BUILDING
D-1, GREEN PARK,
NEW DELHI - 110016,
PHONE:- 26863953 FAX:- 26865770,
EMAIL-cpka@cpkukreja.com

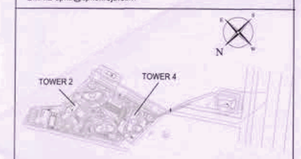

KEY PLAN

SUBMISSION DRAWINGS

REVISED BUILDING PLAN FOR GROUP HOUSING COLONY BEING DEVELOPED, OVER LAND ADMEASURING 12.356 ACRES SITUATED IN SECTOR-2, GWAL PAHARI, HARYANA, UNDER LICENSE NO. 98 of 2011 DATED 11.11.2011, BY ADANI INFRASTRUCTURE AND DEVELOPERS PRIVATE LIMITED.

OWNER'S SIGN. — ARCHITECT'S SIGN.

SCALE 1:100 — DATE DECEMBER 2023

DRAWING TITLE
STILT FLOOR PLAN
TOWER - 4

DRG. NO. 9/54

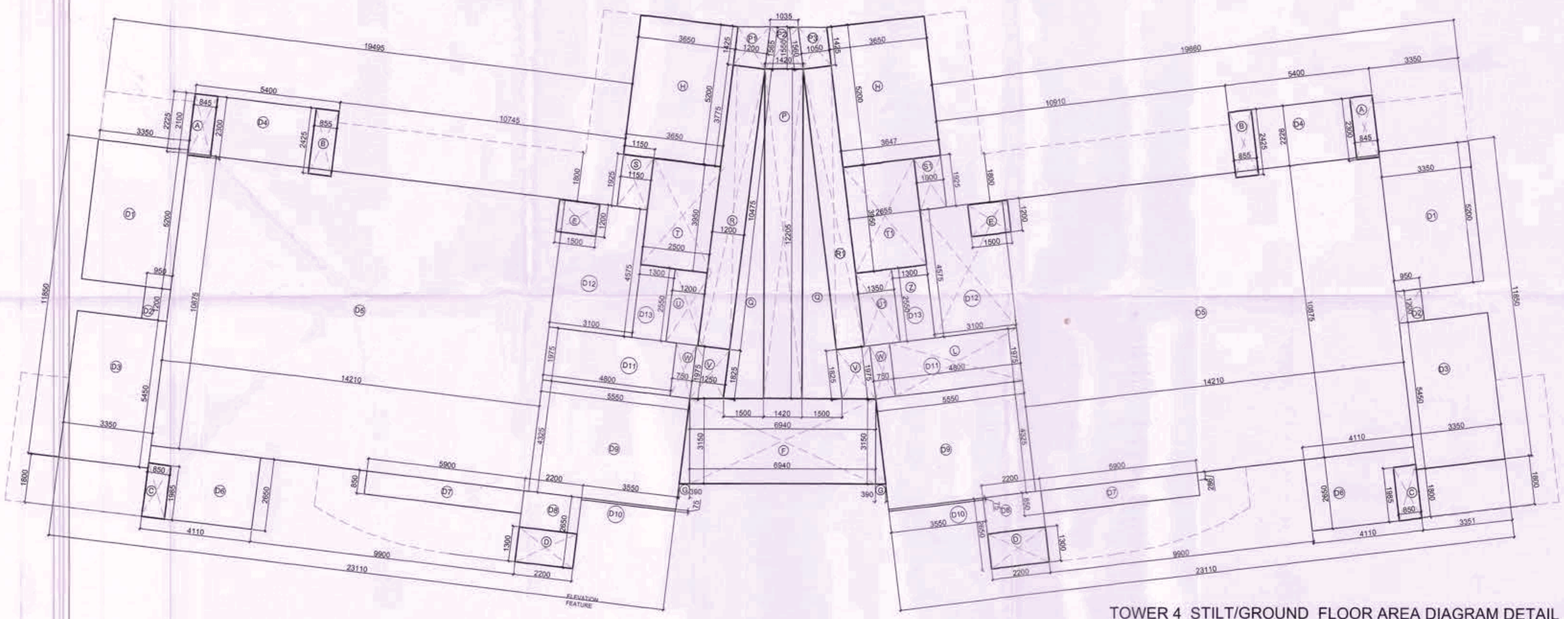

TOWER 4 STILT/GROUND FLOOR AREA DIAGRAM DETAIL