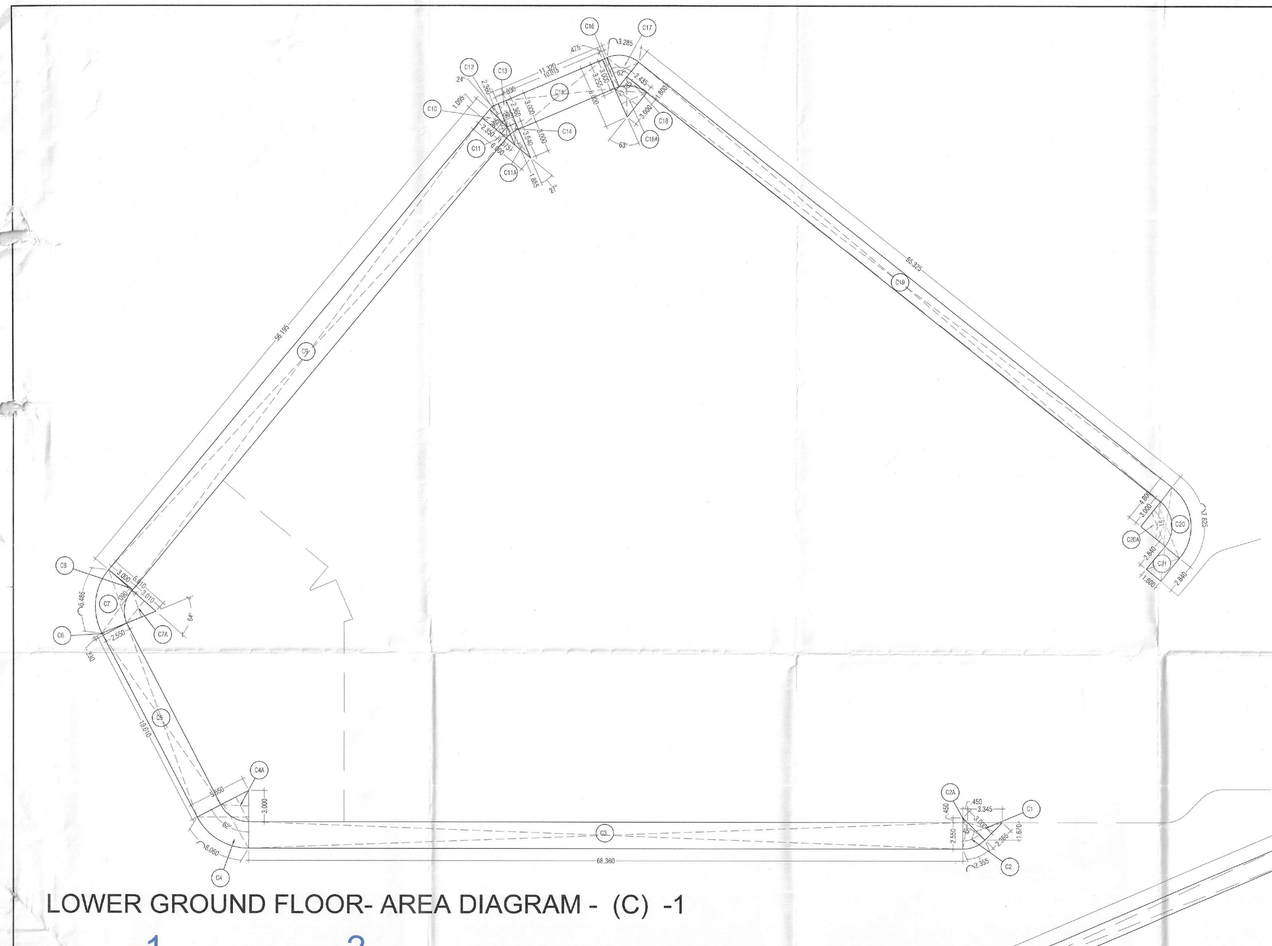

LOWER GROUND FLOOR- AREA DIAGRAM - (C) -1

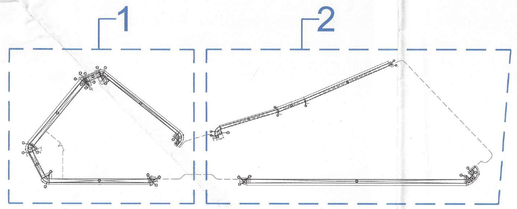

AREA DIAGRAM - (C) - KEY PLAN



LOWER GROUND FLOOR- AREA DIAGRAM - (C) - 2

SANCTIONED
TO BE READ WITH THIS OFFICE
MEMO NO.: 4601
DATED: 08/02/2024

7/28

DTP (HQ) — S.T.P (HQ) Member Scrutiny BPAC — S.T.P (G) Member BPAC — C.T.P (HT) Chairman SPAC

Consultant Architect

DTP (HQ) — DTP (T) MEMBER BPAC

A.D — F.A — A.O

(Dinesh Kumar) PA(HQ)

Note :-

1. BUILDING HAS AUTOMATIC SPRINKLER SYSTEM WHEREVER REQUIRED BY NBC.

2. BUILDING WILL BE DESIGNED (STRUCTURES) AS PER RELEVENT IS CODES FOR EARTH QUAKE RESISTANCE.

3. ALL DIMENSIONS ARE IN METERS..

LEGEND/ABBREVIATIONS:

S.No.	SYMBOL	TAG	DESCRIPTION:
(1)		1	110 OD SOIL PIPE
(2)		2	110 OD WASTE PIPE
(3)		2a	150 OD WASTE PIPE FOR KITCHEN
(4)		3	75 OD ANTISIPHONAGE PIPE
(5)		4	DOMESTIC WATER SUPPLY PIPE
(6)		5	FLUSHING WATER SUPPLY PIPE
(7)		6	160 OD RAIN WATER PIPE FOR TERRACE
(8)		7	110 OD RAIN WATER PIPE FOR BALCONY
(9)		8	DOMESTIC WATER RISER PIPE
(10)		10	SOFT WATER RISER PIPE
(11)		G	FIRE HYDRANT PIPE
(12)		H	FIRE DRAIN PIPE
(13)		I	FIRE SPRINKLER PIPE
(14)		FD	FLOOR DRAIN
(15)		FT	FLOOR TRAP
(16)		UT	URINAL TRAP
(17)		COP	CLEAN OUT PLUG

DOOR/WINDOW SCHEDULE			
TYPE	WIDTH	CILL (FROM FFL IN MM)	LINTEL (FROM FFL IN MM)
GLAZING			
G1	AS/ELEVATION		
DOORS			
FD1	2250	0	2450
FD2	1500	0	2450
FD3	1500	0	2450
FHC	900	150	2450
D1	1200	0	2450
D2	2150	0	2450
D3	1800	0	2450

PROJECT:

"PROPOSED BUILDING PLANS OF COMMERCIAL COLONY MEASURING 3.6562 ACRES (LICENSE NO. 60 OF 2013 DATED 16.07.2013) AND 3.9937 ACRES (LICENSE NO. 61 OF 2013 DATED 16.07.2013) TOTAL AREA MEASURING 7.6499 ACRES IN SECTOR – 82, GURUGRAM MANESAR URBAN COMPLEX BEING DEVELOPED BY ELAN IMPERIAL PRIVATE LIMITED (FORMERLY KNOWN AS AMBIENCE INFRASTRUCTURE DEVELOPERS PVT. LTD.)"

ADDITION

S. NO.	SHAPE	LENGTH (L)	WIDTH (B)	HEIGHT (H)	FACTOR	AREA	FORMULA
		(HOR.) /mts.	(HOR.) /mts.	(VERT.) /mts.		(SQ.MTS.)	
C1	TRIANGLE	3.345		1.67	0.5	2.793	0.5 X L X B
C3	RECTANGLE	68.36	2.55		1	174.318	L X B
C5	RECTANGLE	19.61	2.55		1	50.006	L X B
C6	TRIANGLE	0.23		2.55	0.5	0.293	0.5 X L X B
C8	TRIANGLE	0.09		3	0.5	0.135	0.5 X L X B
C9	RECTANGLE	56.355	3		1	168.585	L X B
C10	TRAPEZIUM	0.865	1.095	2.35	1	2.303	(L+B)/2 X H
C11	TRIANGLE	0.865		1.675	0.5	0.724	0.5 X L X B
C13	TRAPEZIUM	0.83	0.905	2.36	1	2.047	(L+B)/2 X H
C14	TRAPEZIUM	1.885	3.64	0.905	1	2.500	(L+B)/2 X H
C15	RECTANGLE	10.015	3		1	30.045	L X B
C16	TRAPEZIUM	3	3.255	0.475	1	1.486	(L+B)/2 X H
C18	TRAPEZIUM	1.735	3	2.435	1	5.765	(L+B)/2 X H
C19	RECTANGLE	65.325	1.8		1	117.585	L X B
C21	RECTANGLE	2.84	1.8		1	5.112	L X B
C22	RECTANGLE	1.52	1.8		1	2.736	L X B
C24	RECTANGLE	40.925	1.8		1	73.665	L X B
C25	TRIANGLE	0.235		1.89	0.5	0.222	0.5 X L X B
C26	TRIANGLE	0.165		1.8	0.5	0.149	0.5 X L X B
C27	RECTANGLE	19.8	1.8		1	35.640	L X B
C28	TRIANGLE	0.075		1.8	0.5	0.068	0.5 X L X B
C29	RECTANGLE	62.745	1.8		1	112.941	L X B
C31	RECTANGLE	0.3	1.8		1	0.540	L X B
C33	RECTANGLE	2.825	2.55		1	7.204	L X B
C35	RECTANGLE	149.965	2.55		1	382.411	L X B
C37	TRIANGLE	3.345		1.67	0.5	2.793	0.5 X L X B
		TOTAL C1				1182.065	SQM

		pie	RADIUS	RADIUS	ANGLE		(3.14 x Rx R)*(ANGLE /360)
C2	SECTOR	3.14	3	3	45	360	3.533
C4	SECTOR	3.14	5.55	5.55	62	360	16.657
C7	SECTOR	3.14	6.01	6.01	64	360	20.163
C12	SECTOR	3.14	2.36	2.36	24	360	1.166
C17	SECTOR	3.14	3	3	62	360	4.867
C20	SECTOR	3.14	4.8	4.8	91	360	18.287
C23	SECTOR	3.14	4.8	4.8	94	360	18.850
C30	SECTOR	3.14	1.5	1.5	90	360	1.766
C32	SECTOR	3.14	5.565	5.565	92	360	24.851
C34	SECTOR	3.14	5.5	5.5	43	360	11.345
C36	SECTOR	3.14	3	3	45	360	3.533
		TOTAL C2					125.059 SQM

DEDUCTION

S. NO.	SHAPE	LENGTH (L)	WIDTH (B)	HEIGHT (H)	FACTOR	AREA	FORMULA
		(HOR.) /mts	(HOR.) /mts	(VERT.) /mts.		(SQ.MTS.)	
C2A	TRIANGLE	0.45	-	0.45	0.5	0.101	0.5 X L X B
C36A	TRIANGLE	0.45	-	0.45	0.5	0.101	0.5 X L X B
		TOTAL C3				0.203	SQM

DEDUCTION

		pie	RADIUS	RADIUS	ANGLE		(3.14 x Rx R)*(ANGLE /360)
C4A	SECTOR	3.14	3	3	62	360	4.867
C7A	SECTOR	3.14	3.01	3.01	64	360	5.058
C11A	SECTOR	3.14	3	3	27	360	2.120
C18A	SECTOR	3.14	3	3	63	360	4.946
C20A	SECTOR	3.14	3	3	91	360	7.144
C23A	SECTOR	3.14	3	3	94	360	7.379
C32A	SECTOR	3.14	3.015	3.015	92	360	7.294
C34A	SECTOR	3.14	2.95	2.95	43	360	3.264
		TOTAL C4					42.070 SQM

Total C = C1+C2-C3-C4	1264.850	SQM

LOWER GROUND FLOOR FAR AREA CALCULATIONS DETAIL

AREA CALCULATION

S. NO.	SHAPE	LENGTH (L)	WIDTH (B)	HEIGHT (H)	FACTOR	AREA	FORMULA
		(HOR.) /mts.	(HOR.) /mts.	(VERT.) /mts.		(SQ.MTS.)	
ADDITIONS							
A1	RECTANGLE	16.7	19.17		1	320.139	LXB
A2	TRAPEZIUM	15.775	17.485	4.015	1	66.769	(L+B)/2 X H
A3	TRIANGLE	0.925		0.245	0.5	0.113	0.5XLXH
A4	TRAPEZIUM	17.485	18.24	1.25	1	22.328	(L+B)/2 X H
A5	TRIANGLE	2.61		1.445	0.5	1.886	0.5XLXH
A6	TRIANGLE	2.805		0.17	0.5	0.238	0.5XLXH
A7	TRAPEZIUM	66.41	70.34	9.215	1	630.076	(L+B)/2 X H
A8	TRAPEZIUM	18.24	28.265	8.28	1	192.531	(L+B)/2 X H
A9	TRIANGLE	27.13		32.85	0.5	445.610	0.5XLXH
A10	TRAPEZIUM	32.85	33.7	1.135	1	37.767	(L+B)/2 X H
A13	TRAPEZIUM	70.34	69.895	3.085	1	216.312	(L+B)/2 X H
A14	TRAPEZIUM	35.135	34.93	5.09	1	188.455	(L+B)/2 X H
A15	TRAPEZIUM	34.93	31.925	4.575	1	152.931	(L+B)/2 X H
A16	TRIANGLE	39.51		31.295	0.5	618.223	0.5XLXH
A17	RECTANGLE	47.82	9		1	430.380	LXB
A18	RECTANGLE	49.615	21.76		1	1079.622	LXB
A19	RECTANGLE	27.77	18.565		1	515.550	LXB
A20	TRAPEZIUM	3.2	2.32	2.12	2	11.702	(L+B)/2 X H
A21	TRAPEZIUM	2.32	0.88	1.445	2	4.624	(L+B)/2 X H
A22	TRIANGLE	2.12		0.88	1	1.866	0.5XLXH
A22i	TRIANGLE	3.085		2.545	0.5	3.926	0.5XLXH
A23	TRIANGLE	1.81		2.19	0.5	1.982	0.5XLXH
A24	TRAPEZIUM	1.81	1.355	4.26	1	6.741	(L+B)/2 X H
A25	TRIANGLE	2.845		3.445	0.5	4.901	0.5XLXH
A26	TRAPEZIUM	3.445	4.405	1.45	1	5.691	(L+B)/2 X H
A27	RECTANGLE	14.27	4.405		1	62.859	LXB
A28	TRIANGLE	14.27		4.295	0.5	30.645	0.5XLXH
A29	RECTANGLE	9.24	5.77		1	53.315	LXB
A30	TRAPEZIUM	4.14	3.665	1.13	1	4.410	(L+B)/2 X H
A31	TRIANGLE	3.665		1.8	0.5	3.299	0.5XLXH
A33	TRAPEZIUM	5.1	1.4	1.415	1	4.599	(L+B)/2 X H
A34	TRAPEZIUM	1.4	1.945	1.42	1	2.375	(L+B)/2 X H
A35	TRIANGLE	1.945		3.945	0.5	3.837	0.5XLXH
A37	TRIANGLE	39.5		11.815	0.5	233.346	0.5XLXH
A38	RECTANGLE	39.5	12.555		1	495.923	LXB
A39	RECTANGLE	40.82	21.76		1	888.243	LXB
A40	TRAPEZIUM	46.13	53.22	18.51	1	919.484	(L+B)/2 X H
A41	TRAPEZIUM	53.22	81.085	64.76	1	4348.796	(L+B)/2 X H
A42	TRAPEZIUM	81.085	80.39	3.365	1	271.682	(L+B)/2 X H
A43	TRIANGLE	58.42		61.72	0.5	1802.841	0.5XLXH
A44	RECTANGLE	41.865	18.675		1	781.829	LXB
A45	TRAPEZIUM	7.145	6.325	2.06	1	13.874	(L+B)/2 X H
A46	TRIANGLE	2.04		1.93	0.5	1.969	0.5XLXH
A47	TRAPEZIUM	2.04	2	4.395	1	8.878	(L+B)/2 X H
A48	RECTANGLE	4.06	5.615		1	22.797	LXB
A49	TRAPEZIUM	14.675	16.44	1.67	1	25.981	(L+B)/2 X H
A50	TRAPEZIUM	16.44	16.56	4.24	1	69.960	(L+B)/2 X H
A51	TRIANGLE	4.68		0.205	0.5	0.480	0.5XLXH
A52	TRIANGLE	5.935		5.615	0.5	16.663	0.5XLXH
K01	RECTANGLE	3	3		2	18.000	LXB
TOTAL AREA (X)						15046.497	SQ.M.

ADDITION

S. NO.	SHAPE		ARC RADIUS (R)	ARC RADIUS (R)	ANGLE		AREA OF SECTOR (A)	FACTOR	ARC RADIUS (R)	ARC RADIUS (R)	SIN (ANGLE)	AREA OF TRIANLE (B)	AREA OF SEGMENT A-B
		pie					pie*(r2)*(angle/360)					(1/2)*(R2)* sin(angle)	
AR 1	SEGMENT	3.14	3	3	27.35	360	2.147	0.5	3	3	0.459	2.066	0.081
AR 2	SEGMENT	3.14	3	3	62.65	360	4.918	0.5	3	3	0.888	3.996	0.922
AR 8	SEGMENT	3.14	3	3	91.17	360	7.157	0.5	3	3	0.999	4.496	2.661
AR 9	SEGMENT	3.14	3	3	33.7	360	2.645	0.5	3	3	0.554	2.493	0.152
AR 10	SEGMENT	3.14	3	3	85.8	360	6.735	0.5	3	3	0.9973	4.488	2.247
AR 11	SEGMENT	3.14	3	3	94.32	360	7.404	0.5	3	3	0.9971	4.487	2.917
AR 12	SEGMENT	3.14	3	3	69.86	360	5.484	0.5	3	3	0.938	4.221	1.263
AR 13	SEGMENT	3.14	3	3	90	360	7.065	0.5	3	3	1	4.500	2.565
AR 14	SEGMENT	3.14	3	3	93.99	360	7.378	0.5	3	3	0.9975	4.489	2.889
AR 15	SEGMENT	3.14	3	3	94.19	360	7.394	0.5	3	3	0.9973	4.488	2.906
AR 16	SEGMENT	3.14	3	3	43.43	360	3.409	0.5	3	3	0.687	3.092	0.318
							TOTAL Y						18.923

ADDITION

S. NO.	SHAPE		ARC RADIUS (R)	ARC RADIUS (R)	Nos	Total
		pie				
1	CIRCLE	3.14	0.3	0.3	2	0.5652
		Total D				0.5652

DEDUCTIONS

S. NO.	SHAPE		ARC RADIUS (R)	ARC RADIUS (R)	ANGLE		AREA OF SECTOR (A)	FACTOR	ARC RADIUS (R)	ARC RADIUS (R)	SIN (ANGLE)	AREA OF TRIANLE (B)	AREA OF SEGMENT (A-B)
		pie					pie*(r2)*(angle/360)					(1/2)*(R2)* sin(angle)	
ARD 1	SEGMENT	3.14	2.995	2.995	45.02	360	3.522	0.5	2.995	2.995	0.707	3.171	0.351
							TOTAL (Z)						0.351

TOTAL ADDITIONS (X+Y+C+D)-Z	16330.484	SQ.M.

DEDUCTIONS

D1	TRAPEZIUM	10.54	11.685	3	1	33.338	(L+B)/2 X H
D2	TRAPEZIUM	14.685	22.8	21.19	1	397.154	(L+B)/2 X H
D3	TRIANGLE	10.265		10.695	0.5	54.892	0.5XLXH
D4	TRAPEZIUM	3	10.695	18.245	1	124.933	(L+B)/2 X H
D7	RECTANGLE	1.8	8.3		1	14.940	LXB
		TOTAL (A)				625.256	
		pie	RADIUS	RADIUS	ANGLE		
D5	SECTOR	3.14	3	3	67	360	5.260
D6	SECTOR	3.14	3	3	90	360	7.065
		TOTAL (B)					12.325
		TOTAL DEDUCTIONS (A+B)				637.580	

FAR AREA FOR LOWER GROUND FLOOR		
TOTAL ADDITIONS - TOTAL DEDUCTIONS	15692.904	SQ.M.

OWNER'S SEAL & SIGNATURE

For Elan Imperial Private Limited
Authorised Signatory

ARCHITECT'S SEAL & SIGNATURE

RAJINDER KUMAR
CA/2490/75

NOV.-2023. | Scale : 1:200

Drawing Title:-
LOWER GROUND AREA DIAGRAM

Drawing No -
A-04A