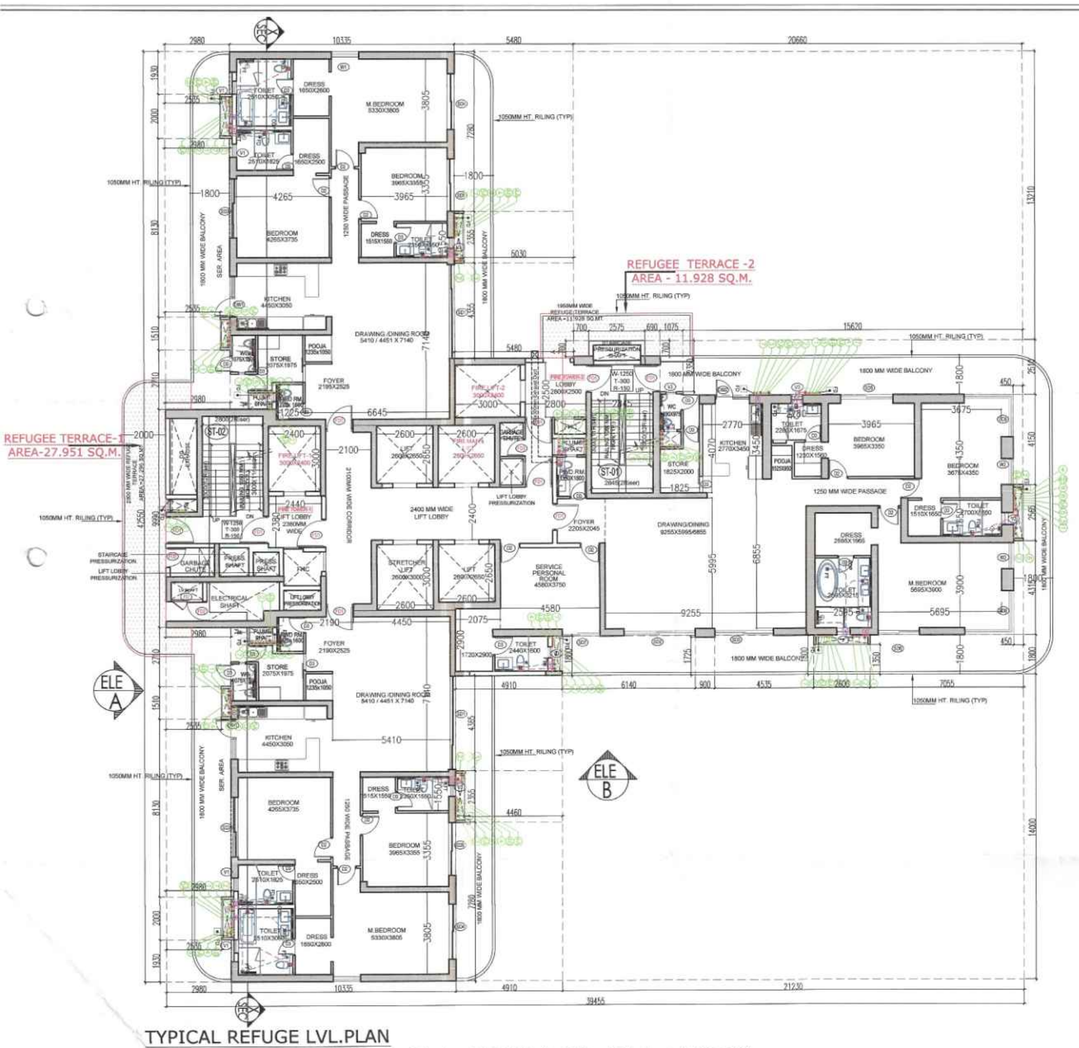

TYPICAL REFUGE LVL.PLAN
(16th @Lvl.+60150.), (24th @Lvl.+89700) & (32nd@lvl. +119700)

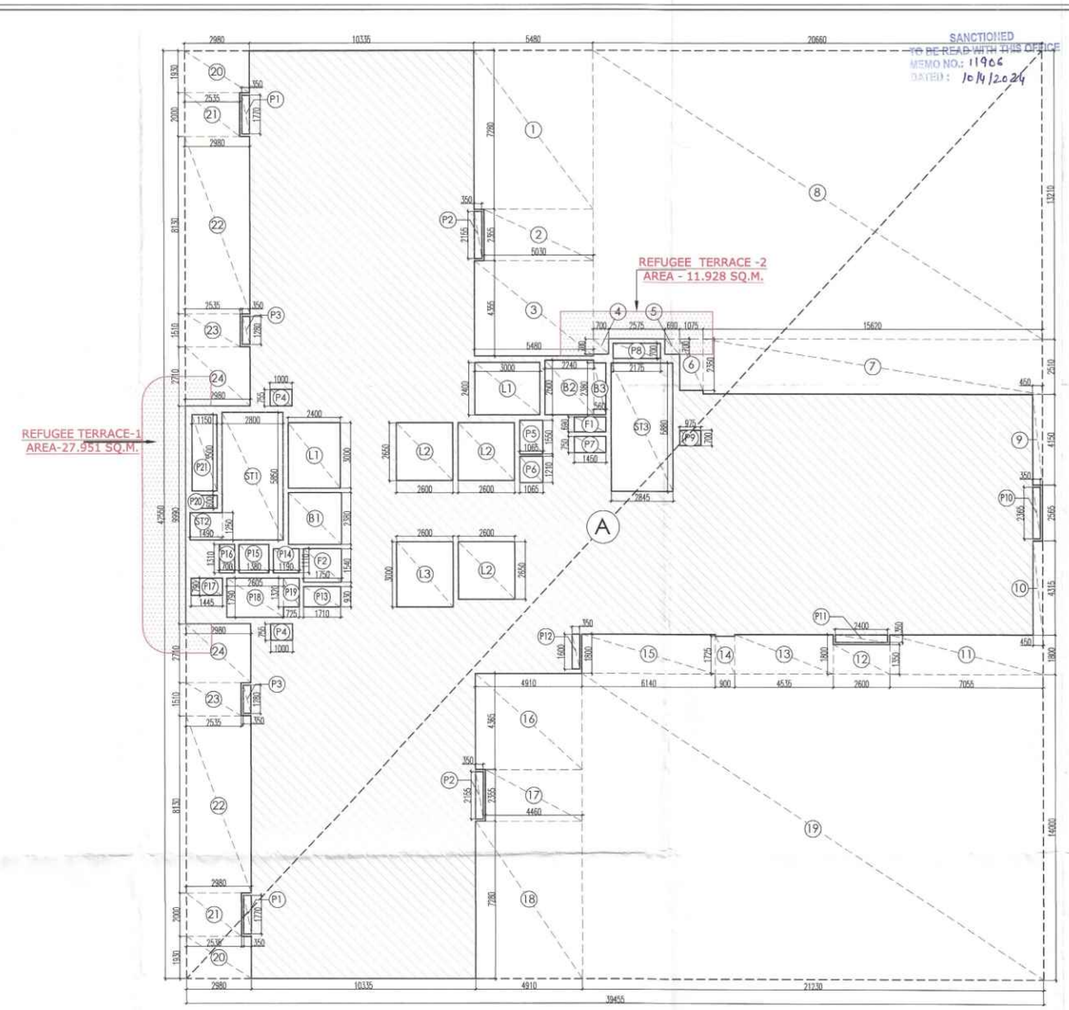

AREA DIAGRAM REFUSE LVL FLOOR
(16th @Lvl.+60150., (24th @Lvl.+89700) & (32nd@lvl. +119700)

Note :-

1. BUILDING HAS AUTOMATIC SPRINKLER SYSTEM WHEREVER REQUIRED BY NBC.
2. BUILDING WILL BE DESIGNED (STRUCTURES) AS PER RELEVANT IS CODES FOR EARTH QUAKE RESISTANCE
3. FOR SOIL WASTE- SINGLE STACK SYSTEM WILL BE ADOPTED AS PER APPROVED IN NBC-2016.
4. ALL LIFTS & COMMON AREA WITH EMERGENCY LIGHTING TO HAVE 100% POWER BACKUP AS PER NBC REQUIREMENT.
5. ALL DIMENSIONS ARE IN MM.

Checked and found ok for Public Health (Internal) Service only subject to comments in in forwarding letter No. 13775 Dt. 16/11/24
Sr. Engineer (HQ)
Engineer-I
HSVP, Panchkula

NOTE :- ALL LIFT WELLS & BASEMENTS SHALL BE MECHANICALLY VENTILATED

DDT (T) MEMBER BPAC
DTP (HQ)
S.T.P. (HQ) Member Secretary B.P.A.C.
S.T.P. (G) Member B.P.A.C.
CTP (HQ) Chairman B.P.A.C.
Consultant Architect
ATP(HQ)
J.D.
P.A.
A.T.P.
Ram Avtar Bassi
JD(HQ)

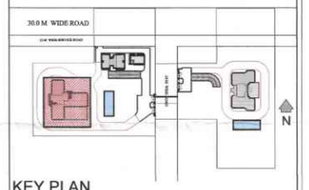

KEY PLAN

Project:

PROPOSED GROUP HOUSING COLONY FOR AN AREA MEASURING 7.35625 ACRES (LICENCE NO. 136 OF 2023 DATED 30/06/2023) IN SECTOR - 32, SOHNA, BEING DEVELOPED BY ST. PATRICKS REALTY PVT. LTD. AND OTHERS .

Client:-

ST. PATRICKS REALTY PVT. LTD.

ARCHITECT'S SEAL & SIGNATURE

GIAN P. MATHUR
ARCHITECT
B. Arch., M.C.A. I.I.A
CA No. 80/5769

OWNER'S SEAL & SIGNATURE

St. Patricks Realty Pvt. Ltd.

FEB. 2024 | SCALE : 1:125

DRAWING TITLE:-
(TOWER -B)

TYPICAL REFUGE FLOOR PLAN & REFUGE AREA DIAGRAM

DRAWING NO:-
SB/AR/TB/04

CENTRAL PARK-III

LEGEND

SYMBOL	DECRIPATION
1	110 OD SOIL AND VENT PIPE
2	110 OD WASTE AND VENT PIPE
2A	110 OD KITCEHN WASTE AND VENT PIPE
3	75ø ANTISYPHONAGE PIPE
4	DOMESTIC WATER SUPPLY DN. TAKE PIPE
4A	DOMESTIC WATER SUPPLY DN. TAKE PIPE FOR TOP FIVE FLOORS (PRESSURE SUPPLY)
4B	DOMESTIC WATER SUPPLY DN. TAKE PIPE
5	FLUSHING WATER SUPPLY DN. TAKE PIPE
5A	FLUSHING WATER SUPPLY DN. TAKE PIPE
6	160 OD uPVC TERRACE RAIN WATER PIPE
7	75ø uPVC RAIN WATER PIPE (BALCONY)
8	DOMESTIC WATER SUPPLY RISER
9	FLUSHING WATER SUPPLY RISER
FD	FLOOR DRAIN
FT	FLOOR TRAP
	LEDGE WALL
	CUTOUT IN FLOOR
	MAINTENANCE LOUVER DOOR REQUIRED

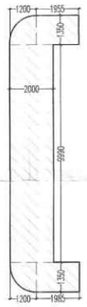

REFUGEE TERRACE-01
AREA-27.951 SQ.M.

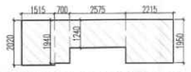

REFUGEE TERRACE-02
AREA - 11.928 SQ.M.

TOWER-B
SCHEDULE OF OPENING

Sr. No.	LEGEND	WIDTH (MM) For DOOR	WIDTH (MM) For WINDOW	CILL (MM)	UNTEL (MM)	HEIGHT (MM)	
1	D1	1250	-	0	2100	2100	
2	D2	900	-	0	2100	2100	
3	D3	750	-	0	2100	2100	
4	KD	1250	-	0	2100	2100	
5	MD	2000	-	0	2100	2100	
	Fire Door						
6	FD1	1000 CLEAR	-	0	2100	2100	2.0 Hr RATING
7	FD1A	1050 CLEAR	-	0	2100	2100	1.0 Hr RATING
8	FD2	900	-	0	2100	2100	2.0 Hr RATING
9	FD3	900	-	0	2100	2100	1.0 Hr RATING
10	FD	AS/SERVICE	-	0	2100	2100	2.0 Hr RATING
11	SD1	4115	-	0	2700	2700	
12	SD2	3300	-	0	2700	2700	
13	SD3	2700	-	0	2700	2700	
14	SD4	2550	-	0	2700	2700	
15	SD5	2400	-	0	2700	2700	
16	SD6	1500	-	0	2700	2700	
17	SD7	1740	-	0	2700	2700	
18	SD8	2015+2250	-	0	2700	2700	
19	SD9	1950+2250	-	0	2700	2700	
20	DW1	850	1000	1050	2700	2700	
21	DW1	850	780	1050	2700	2700	
22	W1	1200	800	1050	2700	2700	
23	W2	1200	600	1050	2700	2700	
24	V	-	600	1200	2700	1500	
25	V1	-	600	1200	2700	1500	
26	V2	-	550	1200	2700	1500	
27	V3	-	500	1200	2700	1500	
28	GL	-	3560	0	Landing Lvl.		
29	GL1	-	3250	0	2700	2700	
30	GL2	-	2745+2015	0	2700	2700	
31	GL3	-	2700	0	2700	2700	
32	GL4	-	2600	0	2700	2700	
33	GL5	-	2525	0	2700	2700	
34	GL6	-	2275	0	2700	2700	
35	GL7	-	1400	0	2700	2700	
36	GL8	-	2300	0	2700	2700	
37	GL9	-	2395	0	2700	2700	
38	GL10	-	2000	0	2700	2700	

TOWER - B - TYPICAL FLOOR AREA AT REFUGE LVL

TOTAL AREA (A) =	39.455	X	42.550	=	1678.810		Sq mtrs.			
DEDUCTIONS										
1	5.480	X	7.280	=	39.894	X	1	=	39.894	
2	5.030	X	2.355	=	11.846	X	1	=	11.846	
3	5.480	X	4.355	=	23.865	X	1	=	23.865	
4	0.700	X	0.700	=	0.490	X	1	=	0.490	
5	0.690	X	0.700	=	0.483	X	1	=	0.483	
6	1.075	X	2.350	=	2.526	X	1	=	2.526	
7	15.620	X	2.510	=	39.206	X	1	=	39.206	
8	20.660	X	13.210	=	272.919	X	1	=	272.919	
9	0.450	X	4.150	=	1.868	X	1	=	1.868	
10	0.450	X	4.315	=	1.942	X	1	=	1.942	
11	7.055	X	1.800	=	12.699	X	1	=	12.699	
12	2.600	X	1.350	=	3.510	X	1	=	3.510	
13	4.535	X	1.800	=	8.163	X	1	=	8.163	
14	0.900	X	1.725	=	1.553	X	1	=	1.553	
15	6.140	X	1.800	=	11.052	X	1	=	11.052	
16	4.910	X	4.365	=	21.432	X	1	=	21.432	
17	4.460	X	2.355	=	10.503	X	1	=	10.503	
18	4.910	X	7.280	=	35.745	X	1	=	35.745	
19	21.230	X	14.000	=	297.220	X	1	=	297.220	
20	2.980	X	1.930	=	5.751	X	2	=	11.503	
21	2.535	X	2.000	=	5.070	X	2	=	10.140	
22	2.980	X	8.130	=	24.227	X	2	=	48.455	
23	2.535	X	1.510	=	3.828	X	2	=	7.656	
24	2.980	X	2.710	=	8.076	X	2	=	16.152	
P1	0.350	X	1.770	=	0.620	X	2	=	1.239	
P2	0.350	X	2.155	=	0.754	X	2	=	1.509	
P3	0.350	X	1.280	=	0.448	X	2	=	0.896	
P4	1.000	X	0.755	=	0.755	X	2	=	1.510	
P5	1.065	X	1.550	=	1.651	X	1	=	1.651	
P6	1.065	X	1.210	=	1.289	X	1	=	1.289	
P7	1.450	X	0.750	=	1.088	X	1	=	1.088	
P8	2.175	X	0.700	=	1.523	X	1	=	1.523	
P9	0.975	X	0.700	=	0.683	X	1	=	0.683	
P10	0.350	X	2.365	=	0.828	X	1	=	0.828	
P11	2.400	X	0.350	=	0.840	X	1	=	0.840	
P12	0.350	X	1.600	=	0.560	X	1	=	0.560	
P13	1.710	X	0.930	=	1.590	X	1	=	1.590	
P14	1.190	X	1.110	=	1.321	X	1	=	1.321	
P15	1.380	X	1.310	=	1.808	X	1	=	1.808	
P16	0.700	X	1.310	=	0.917	X	1	=	0.917	
P17	1.445	X	0.790	=	1.142	X	1	=	1.142	
P18	2.605	X	1.790	=	4.663	X	1	=	4.663	
P19	0.725	X	1.320	=	0.957	X	1	=	0.957	
P20	1.150	X	0.600	=	0.690	X	1	=	0.690	
P21	1.150	X	3.500	=	4.025	X	1	=	4.025	
F1	1.450	X	0.750	=	1.088	X	1	=	1.088	
F2	1.750	X	1.540	=	2.695	X	1	=	2.695	
B1	2.400	X	2.380	=	5.712	X	1	=	5.712	
B2	2.240	X	2.500	=	5.600	X	1	=	5.600	
B3	0.560	X	2.380	=	1.333	X	1	=	1.333	
L1	3.000	X	2.400		7.200	X	2	=	14.400	
L2	2.600	X	2.650	=	6.890	X	3	=	20.670	
L3	2.600	X	3.000	=	7.800	X	1	=	7.800	
ST1	5.880	X	2.800	=	16.464	X	1	=	16.464	
ST2	1.490	X	1.250	=	1.863	X	1	=	1.863	
ST3	2.845	X	5.880	=	16.729	X	1	=	16.729	
					TOTAL AREA TO BE DEDUCTED (B)			=	1015.898	
									Sq mtrs.	
TYPICAL FLOOR AREA (C)				=	A	-	B			
					1678.810	-	1015.898			
NET FLOOR AREA				=	662.912	sq mtrs.				

FAR AREA AT REFUGE FLOOR LVL. =	662.912 sq mtrs.
BUILTUP AREA AT REFUGE FLOOR LVL.= (FAR AREA +STAIR CASE AREA+ AREA OF FIRE TOWER LIFT LOBBY+AREA OF REFUGE TERRACE)	749.836 sq mtrs.

REFUGE AREA CALCULATION (16th, 24TH & 32ND FLOOR)

S.No.	Description		
1	Gross Area at Typical Floor Level	=	787.990 sqm.
2	Area of 2 Consecutive Floors	=	1575.980 sqm.
3	Max. no. of Occupants @ 12.5sqm./ Person	=	126 Persons
4	Area for Refuge Terrace @ 0.3 sqm./ person (15th, 23rd, 31st & 38th Floor)	=	37.824 sqm.
5	Additional Required area for Wheelchair	=	0.900 sqm.
6	Total Refuge area required	=	38.724 sqm.
7	Refuge Terrace Area proposed-1	=	27.296 sqm.
8	Refuge Terrace Area proposed-2	=	11.928 sqm.
9	TOTAL Refuge AREA	=	39.224 sqm.