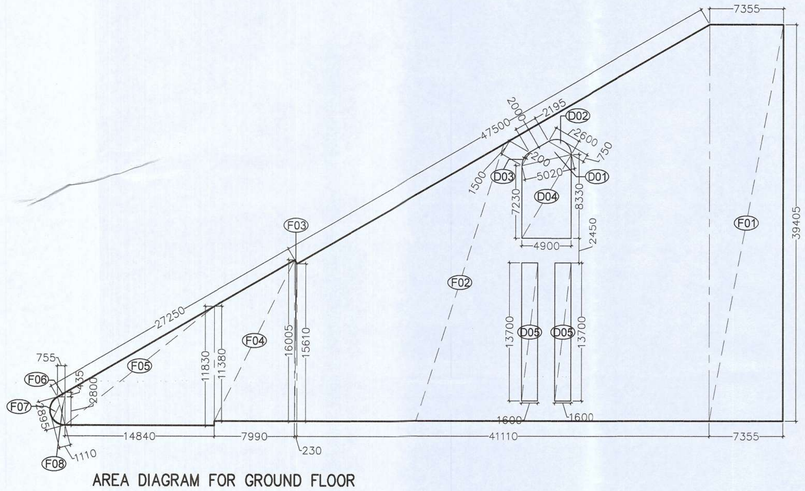

AREA DIAGRAM FOR GROUND FLOOR

GROUND FLOOR AREA CALCULATION										
TOTAL COVERED AREA AT GROUND FLOOR = ENVELOPE AREA (A) - OPEN AREA (B)										
ENVELOPE AREA (A)										
S.No.	Length		Breadth	Formula				No.		Area (SQM)
F01	7.355	X	39.405	X	1.00			1	=	289.824
F02	15.610	+	39.405	\	2	X	41.110	1	=	1130.833
F03	0.230	+	0.230	\	2	X	16.005	1	=	3.681
F04	11.380	+	16.005	\	2	X	7.990	1	=	109.403
F05	3.235	+	11.830	\	2	X	14.840	1	=	111.782
F06	0.435	X	0.755	X	0.50			1	=	0.164
F07	1.110	X	2.895	X	0.67			1	=	2.153
F08	0.755	X	2.800	X	0.50			1	=	1.057
TOTAL ENVELOPE AREA (A)										1648.898
OPEN AREA (B)										
S.No.	Length		Breadth	Formula				No.		Area (SQM)
D01	2.195	+	5.020	\	2	X	1.430	1	=	5.159
D02	0.200	X	1.500	X	0.67			1	=	0.201
D03	0.750	X	2.600	X	0.67			1	=	1.307
D04	7.230	+	8.330	\	2	X	4.900	1	=	38.122
D05	1.600	X	13.700	X	1.00			2	=	43.840
TOTAL OPEN AREA (B)										88.628
TOTAL FAR AREA / GROUND COVERAGE AT GROUND FLOOR = (A-B)										1560.270

Exit Calculation For Ground Floor					
Total floor area				1560.270	sqm
Floors	Average occupant load as per NBCC	No. of occupant	As per NBCC (@ 10mm/ Person)	Exit Required	EXIT Provided
Mercantile Area	1560.270	3	520.09	10	5200.90	EXIT - 06 = 6000 MM EXIT - 07 = 6000 MM TOTAL STAIR = 12000 MM

GROUND FLOOR TOILET CALCULATION								
TOTAL FAR AREA AT GROUND FLOOR						1560.270	SQMT	
DENESITY AT GROUND FLOOR						520.090	520	POPULATION
NO.	PERMANENT POPULATION		FLOATING POPULATION		TOTAL REQUIRED		TOTAL PROVIDED	
	10%	52.01	90%	468.08				
	MALE (2/3)	FEMALE (1/3)	MALE (2/3)	FEMALE (1/3)	MALE	FEMALE	MALE	FEMALE
POPULATION	35	17	312	156	–	–	–	–
W.C.	1.39	1.16	1.25	0.98	3	2	3	3
URINAL	1.16	–	6.24	–	7	–	8	
WASH BASIN	1.39	0.69	1.25	1.11	3	2	4	3

Checked and found ok for Public Health (Internal) Service only subject to comments in in forwarding letter No. 30558 DV 8/2/24

Superintending Engineer (HQ)
for Chief Engineer-I
HSVP, Panchkula

SANCTIONED
TO BE READ WITH THIS OFFICE
MEMO NO.:
DATED :

This is a PROVISIONAL BUILDING PLAN approved only for the purpose of inviting objections from the general public

S.T.P. (HQ) Member Secretary B.P.A.C.
S.T.P. (G) Member B.P.A.C.
DTP (HQ)
Chief Town Planner Architect
ATP(HQ)
A.T.P.
(Dinesh Kumar) PA(HQ)
DDTP(HQ) Member BPAC

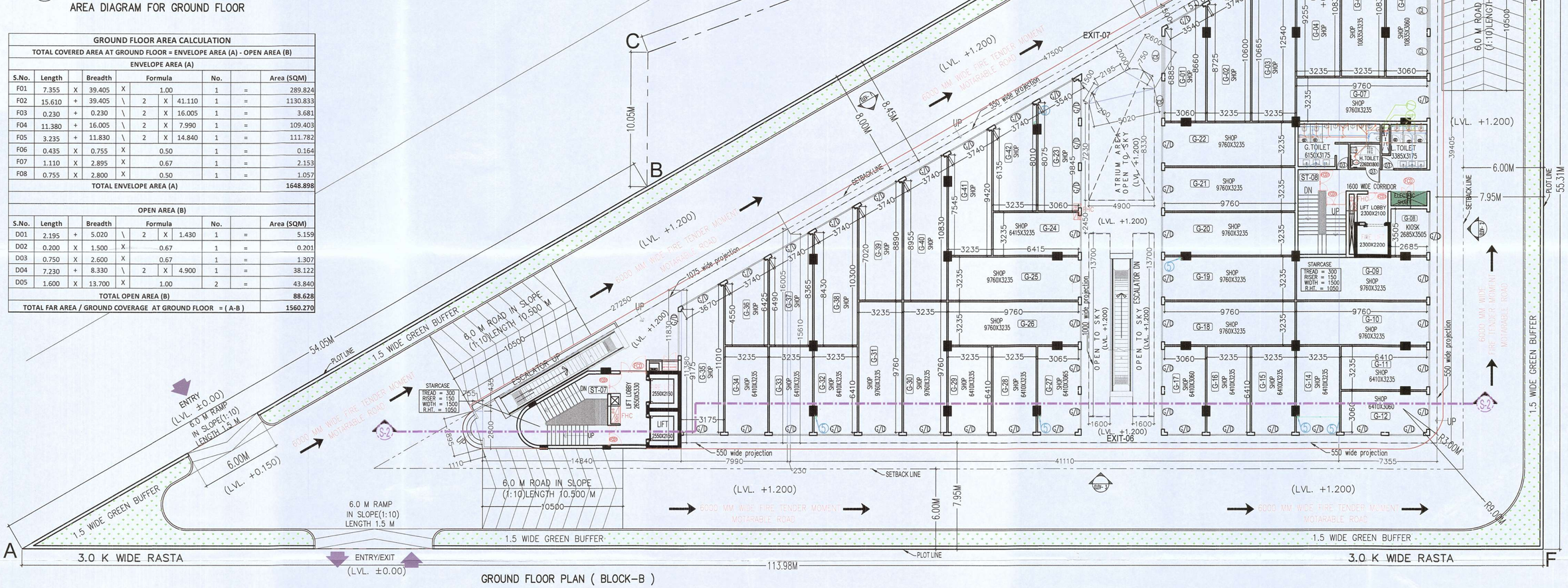

GROUND FLOOR PLAN (BLOCK-B)
LVL. +1.200 M

SCHEDULE OF OPENINGS				
TYPE	WIDTH	HEIGHT	SILL HT.	LINTEL
D2	750	2100	300	2100
D3	1000	2100	–	2100
D4	900	2100	–	2100
D5	2100	2100	–	2100
D6	1500	2100	–	2100
FCD	2000	2100	–	2100
FCD1	1500	2100	–	2100
W1	3800	2470	900	3370
W2	9000	2470	900	3370
W3	2000	2100	600	1500

Checked and found ok for Public Health (Internal) Service only subject to comments in in forwarding letter No. ..... Dt. .....

Superintending Engineer (HQ)
for Chief Engineer-I
HSVP, Panchkula

LEGEND FOR PLUMBING	
1	110 OD SWR PVC SOIL & VENT PIPE
2	110 OD SWR PVC WASTE & VENT PIPE
3	D.W.S RISER PIPE
4	D.W.S. WATER PIPE
5	110 OD UPVC RAIN WATER PIPE (FOR TERRACE)
6	110 OD UPVC RAIN WATER PIPE (FOR TERRACE)
7	DWS RISER TO O.H.T. FILLING
FT	FLOOR TRAP
FD	FLOOR DRAIN
UT	URINAL TRAP

PLUMBING NOTE:–
* WASH BASIN TO FLOOR TRAP 50 OD uPVC WASTE PIPE
* FLOOR DRAIN TO FLOOR TRAP 63 OD uPVC WASTE PIPE
* FLOOR TRAP TO VERTICAL WASTE STACK 110 OD WASTE PIPE
* W.C TO VERTICAL SOIL STACK 110 OD SOIL PIPE

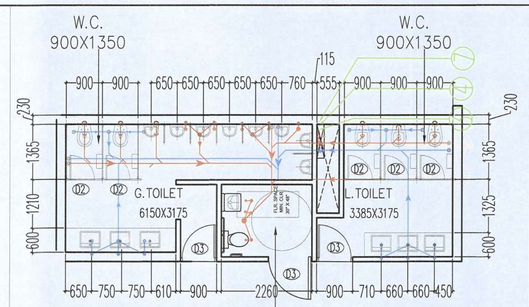

TOILET DETAIL

For AMEYA COMMERCIAL PROJECTS PVT. LTD.
Authorised Signatory
OWNER'S SIGN

GIAN P. MATHUR
ARCHITECT
B. Arch., F.C.A. I.I.A
CA No. 00/5769
ARCHITECT'S SIGN

PROJECT:–
REVISED BUILDING PLAN OF COMMERCIAL COLONY 2.55 ACRES (LICENCE NO 44 OF 2019 DATED 05-03-2019) IN SECTOR-84, GURUGRAM MENESAR URBAN COMPLEX BEING DEVELOPED BY RAMPRASTHA TOWERS PVT. LTD. AND OTHERS IN COLLABORATION WITH AMEYA COMMERCIAL PROJECTS PVT. LTD.

TITLE:– GROUND FLOOR PLAN (BLOCK-B) DRG.NO.:– SB-B02/08

THIS DRAWING IS THE PROPERTY OF GIAN P. MATHUR & ASSO.(P) LTD AND SHALL NOT BE USED,COPIED OR REPRODUCED WITHOUT THEIR WRITTEN PERMISSION

GIAN P. MATHUR AND ASSOCIATES (P) LTD.
C - 55, East Of Kailash, New Delhi-110065
T : 46599599 I F 46599512
E : gpma@airtelmail.in I W : www.gpmindia.com

SCALE:– 1:150