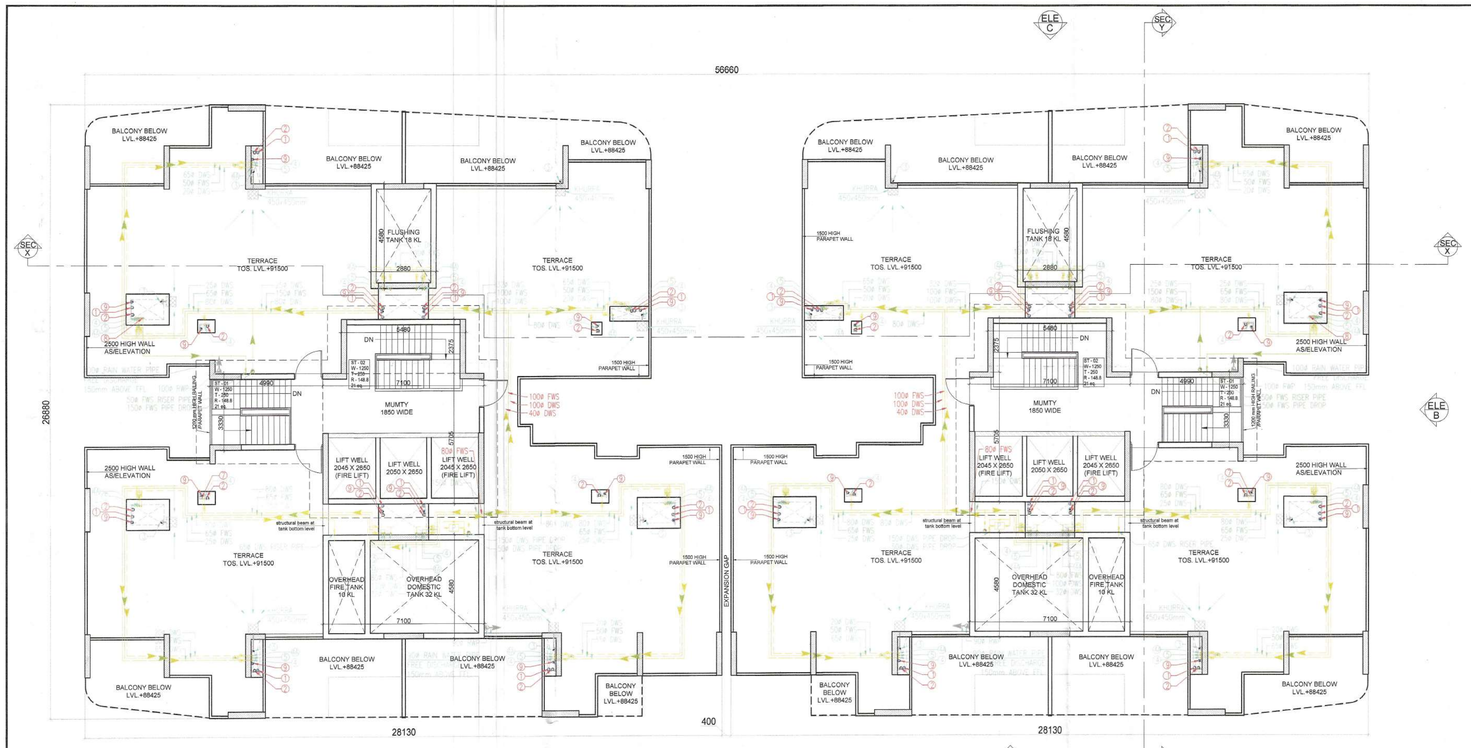

(TOWER -I)

TERRACE PLAN
(BLOCK - 5)

(TOWER -J)

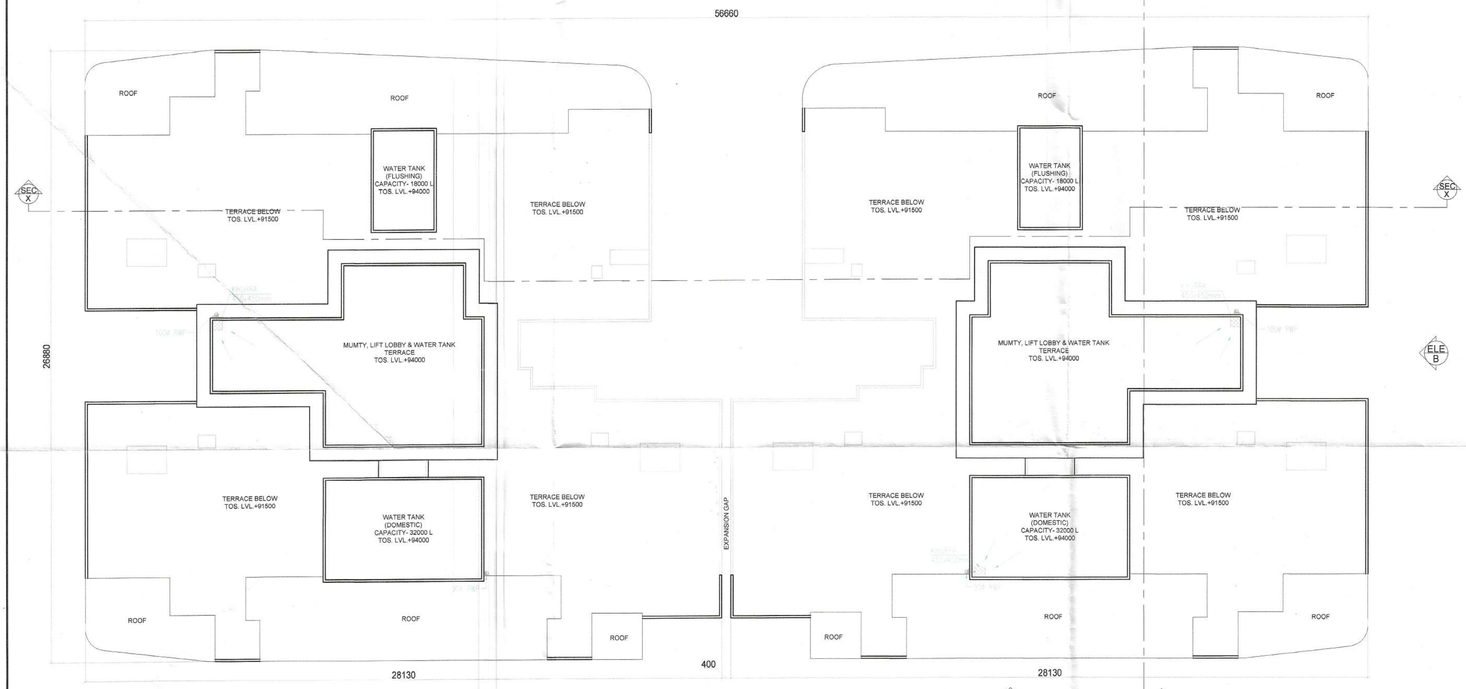

(TOWER -I)

ROOF PLAN
(BLOCK - 5)

(TOWER -J)

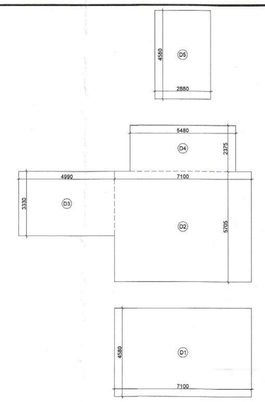

MUMTY & WATER TANK
AREA DIAGRAM

AREA CALCULATION FOR MUMTY, OH TANKS							
NON FAR AREA							
S.NO.	NOS.	FORMULA	LENGTH (A)	WIDTH (B)	WIDTH (C)	AREA	UNITS
D1	2	A X B	7.100	4.580		65.036	SQM.
D2	2	A X B	7.100	5.705		81.011	SQM.
D3	2	A X B	4.990	3.330		33.233	SQM.
D4	2	A X B	5.480	2.375		26.030	SQM.
D5	2	A X B	2.880	4.580		26.381	SQM.
TOTAL TERRACE NON FAR AREA =						231.691	SQM.

This is a "PROVISIONAL BUILDING PLAN" approved only for the purpose of inviting Objections from the general public

DDT(T) MEMBER BPAC

S.T.P. (HQ) Member Secretary B.P.A.C.

S.T.P. (G) Member B.P.A.C.

S.T.P. (HR) Chairman B.P.A.C.

DTP (HQ)

Consultant Architect

ATP(HQ)

AD.

P.A.

A.T.P.

TO BE READ WITH THIS OFFICE MEMO NO.: 9920 DATED: 15/03/24

Rajesh Dutt JD(HQ)

Checked and found ok for Public Health (Internal) Service only subject to comments in in forwarding letter No. 15500 DH 24/01/24

Superintending Engineer (HQ) for Chief Engineer-I HSVP, Panchkula

DOOR WINDOW OPENING SCHEDULE

TYPE	WIDTH	HEIGHT	CILL	ROUGH OPENING FROM FINISH LVL LINTEL	FIRE RATING
D1	750	2425	00	2425	
D2	1000	2425	00	2425	
DW1	1075	2425/525	00/900	2425	
DW2	2850	2425	00	2425	
DW3	6070	2425	00	2425	
GL1	6650	2425	00	2425	
SD	900	2325	100	2425	
SD1	2125	2425	00	2425	
SD2	1800	2425	00	2425	
SD3	1750	2425	00	2425	
W1	750	1525	900	2425	
W2 EXH. FAN	600	1225	1300	2425	
W3	600/450	1525	900	2425	
W4	2100	1525	900	2425	
W5	1400	1525	900	2425	
V1	600	925	1500	2425	
FD1 (FIRE DOOR)	750	2325	100	2425	2 HR. FIRE RATING DOOR
FD2 (FIRE DOOR)	900	2325	100	2425	2 HR. FIRE RATING DOOR
FD3 (FIRE DOOR)	1200	2425	00	2425	1 HR. FIRE RATING DOOR
FD4 (FIRE DOOR)	1250	2425	00	2425	2 HR. FIRE RATING DOOR
FD5 (FIRE DOOR)	1250	2100	00	2100	2 HR. FIRE RATING DOOR

PLUMBING LEGEND:-

1	110Ø SOIL PIPE
2	110Ø WASTE PIPE
3	110Ø RAIN WATER PIPE
4	DWS DN TAKE PIPE
4a	DWS FLOW BOOSTER PUMP FOR TOP TWO FLOOR
5	FWS DN TAKE PIPE
6	110Ø BALCONY DRAIN PIPE
7	65Ø DMOMESTIC WATER SUPPLY RISER
8	50Ø FLUSHING WATER SUPPLY RISER
9	75Ø ANTISYPHONAGE PIPE
WB TO FT	40Ø WASTE PIPE
SINK TO FT	50Ø WASTE PIPE
FD 9	FLOOR DRAIN WITH GRATING
FT 9	FLOOR TRAP WITH GRATING
MTD	MULTI TRAP WITH GRATING
RD 9	BALCONY DRAIN WITH GRATING
DWS	DOMESTIC WATER SUPPLY PIPE
FWS	FLUSHING WATER SUPPLY PIPE
DWS	DWS PIPE THROUGH BOOSTER PUMP
GEYSER	TOILET GEYSER 25LTR
GEYSER	KITCHEN GEYSER 6LTR
P	BOOSTER PUMP SET FOR TOP TWO FLOOR
	CATCH BASIN 1100x500mm

NOTE :-
1.The kitchen space has been considered as non-habitable space as per NBC 2016 Part-3 Section 2.45 clause, thus lighting and ventilation clause for kitchen do not apply only for main units kitchen.
2. Toilets are mechanically ventilated wherever marked in plan.

KEY PLAN

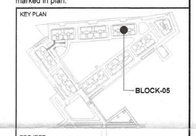

PROJECT
REVISED BUILDING PLANS FOR GROUP HOUSING COLONY UNDER MIXED LAND USE IN TOD ZONE FOR AN AREA MEASURING 16.1125 ACRES (89% GROUP HOUSING COMPONENT AND 11% COMMERCIAL COMPONENT) (LICENSE NO.106 OF 2022 DATED 05.08.2022) IN REVENUE ESTATE OF CHAUMA, SECTOR-113, GURUGRAM MANESAR URBAN COMPLEX BEING DEVELOPED BY M/S NOURISH DEVELOPERS PVT. LTD.

OWNER'S/AUTH. SEAL & SIGNATURE

ARCHITECT'S SEAL & SIGNATURE

raman sikka REGN. NO. 3011/87

Scale : 1 : 100

Drawing Title:- BLOCK 05 :TOWER- I & J TERRACE & ROOF PLAN & AREA DIAGRAMS

Drawing No:- 18