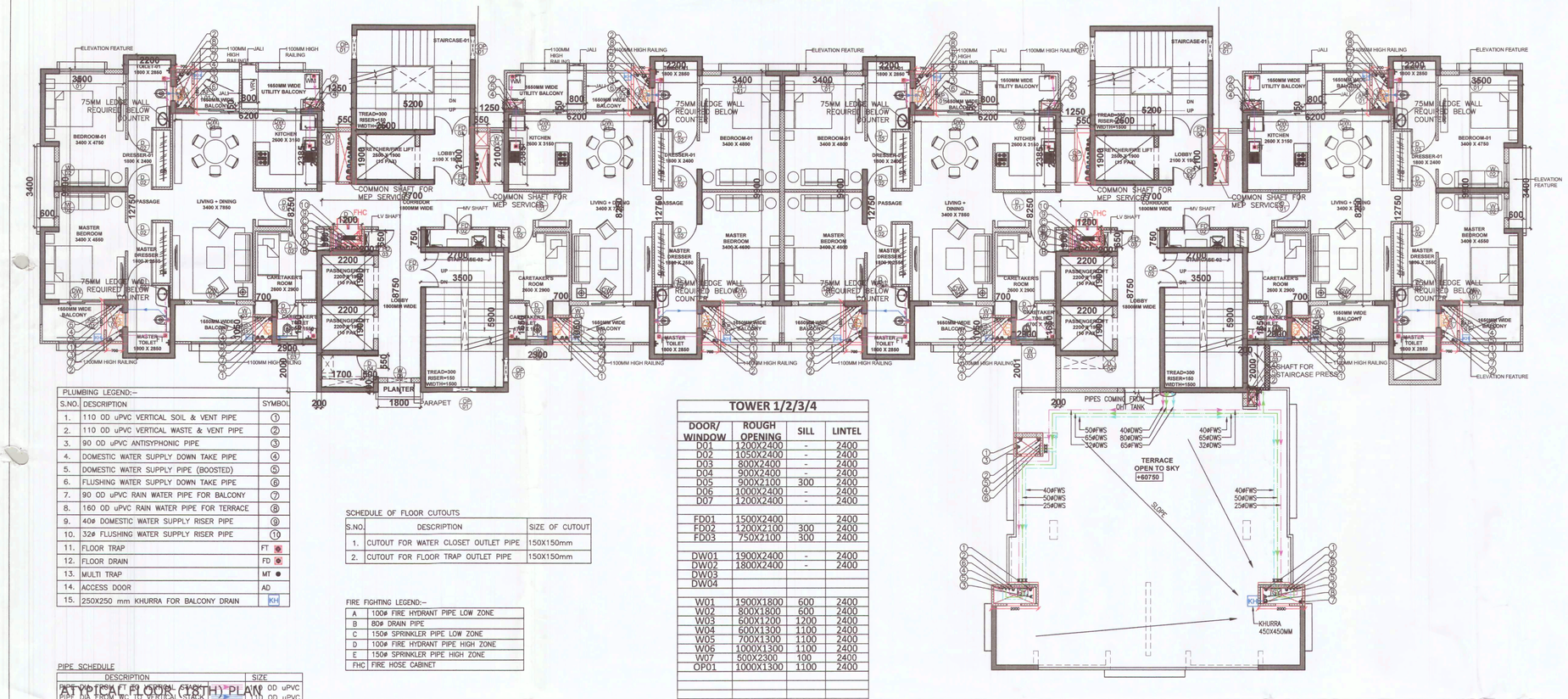

ATYPICAL FLOOR (18TH) PLAN

PLUMBING LEGEND:–		
S.NO.	DESCRIPTION	SYMBOL
1.	110 OD uPVC VERTICAL SOIL & VENT PIPE	①
2.	110 OD uPVC VERTICAL WASTE & VENT PIPE	②
3.	90 OD uPVC ANTISYPHONIC PIPE	③
4.	DOMESTIC WATER SUPPLY DOWN TAKE PIPE	④
5.	DOMESTIC WATER SUPPLY PIPE (BOOSTED)	⑤
6.	FLUSHING WATER SUPPLY DOWN TAKE PIPE	⑥
7.	90 OD uPVC RAIN WATER PIPE FOR BALCONY	⑦
8.	160 OD uPVC RAIN WATER PIPE FOR TERRACE	⑧
9.	40ø DOMESTIC WATER SUPPLY RISER PIPE	⑨
10.	32ø FLUSHING WATER SUPPLY RISER PIPE	⑩
11.	FLOOR TRAP	FT
12.	FLOOR DRAIN	FD
13.	MULTI TRAP	MT
14.	ACCESS DOOR	AD
15.	250X250 mm KHURRA FOR BALCONY DRAIN	KH

PIPE SCHEDULE

DESCRIPTION	SIZE
PIPE DIA FROM FT TO VERTICAL STACK	110 OD uPVC
PIPE DIA FROM WC TO VERTICAL STACK	110 OD uPVC
PIPE DIA FROM FD TO FT	63 OD uPVC
PIPE DIA FROM WB TO FT	40 OD uPVC
PIPE DIA FROM KITCHEN SINK TO FT	50 OD uPVC

SCHEDULE OF FLOOR CUTOUTS

S.NO.	DESCRIPTION	SIZE OF CUTOUT
1.	CUTOUT FOR WATER CLOSET OUTLET PIPE	150X150mm
2.	CUTOUT FOR FLOOR TRAP OUTLET PIPE	150X150mm

FIRE FIGHTING LEGEND:–

A	100ø FIRE HYDRANT PIPE LOW ZONE
B	80ø DRAIN PIPE
C	150ø SPRINKLER PIPE LOW ZONE
D	100ø FIRE HYDRANT PIPE HIGH ZONE
E	150ø SPRINKLER PIPE HIGH ZONE
FHC	FIRE HOSE CABINET

TOWER 1/2/3/4

DOOR/ WINDOW	ROUGH OPENING	SILL	LINTEL
D01	1200X2400	-	2400
D02	1050X2400	-	2400
D03	800X2400	-	2400
D04	900X2400	-	2400
D05	900X2100	300	2400
D06	1000X2400	-	2400
D07	1200X2400	-	2400
FD01	1500X2400		2400
FD02	1200X2100	300	2400
FD03	750X2100	300	2400
DW01	1900X2400	-	2400
DW02	1800X2400	-	2400
DW03			
DW04			
W01	1900X1800	600	2400
W02	800X1800	600	2400
W03	600X1200	1200	2400
W04	600X1300	1100	2400
W05	700X1300	1100	2400
W06	1000X1300	1100	2400
W07	500X2300	100	2400
OP01	1000X1300	1100	2400
AP01	600X2100	300	2400

TOWER 3-ATYPICAL FLOOR (18TH) AREA CALCULATION

S.NO.	LENGTH(M)	WIDTH(M)	NO.	AREA(SQ.M.)
COVERED AREA				
1	3.50	9.90	1.00	34.65
2	2.20	12.75	2.00	56.10
3	6.20	8.25	2.00	102.30
4	2.90	1.65	2.00	9.57
5	0.80	0.15	2.00	0.24
6	5.20	2.10	1.00	10.92
7	1.25	2.39	2.00	5.96
8	7.70	8.75	1.00	67.38
10	0.20	2.00	1.00	0.40
17	3.40	9.90	1.00	33.66
TOTAL ADDITIONS (A)				321.18
DEDUCTION				
A	0.60	3.40	1.00	2.04
B	0.70	1.05	2.00	1.47
C	2.50	1.90	1.00	4.75
D	2.20	1.90	2.00	8.36
E	3.50	5.90	1.00	20.65
F	1.20	0.90	1.00	1.08
G	0.20	0.65	1.00	0.13
H	2.70	0.75	1.00	2.03
K	1.80	0.40	1.00	0.72
M	2.10	0.55	2.00	2.31
N	2.00	0.45	1.00	0.90
O	0.50	0.75	1.00	0.38
DEDUCTION (B)				44.81
F.A.R= COVERED AREA (A) - DEDUCTION (B)				276.37

TOWER 4-ATYPICAL FLOOR (18TH) AREA CALCULATION

S.NO.	LENGTH(M)	WIDTH(M)	NO.	AREA(SQ.M.)
COVERED AREA				
1	3.50	9.90	1.00	34.65
2	2.20	12.75	2.00	56.10
3	6.20	8.25	2.00	102.30
4	2.90	1.65	2.00	9.57
5	0.80	0.15	2.00	0.24
6	5.20	2.10	1.00	10.92
7	1.25	2.39	2.00	5.96
8	7.70	8.75	1.00	67.38
9	0.20	1.80	1.00	0.36
17	3.40	9.90	1.00	33.66
TOTAL ADDITIONS (A)				321.14
DEDUCTION				
A	0.60	3.40	1.00	2.04
B	0.70	1.05	2.00	1.47
C	2.50	1.90	1.00	4.75
D	2.20	1.90	2.00	8.36
E	3.50	5.90	1.00	20.65
F	1.20	0.90	1.00	1.08
G	0.20	0.65	1.00	0.13
H	2.70	0.75	1.00	2.03
M	2.10	0.55	2.00	2.31
O	1.70	0.55	1.00	0.94
P	0.50	5.00	1.00	2.50
DEDUCTION (B)				46.25
F.A.R= COVERED AREA (A) - DEDUCTION (B)				274.89

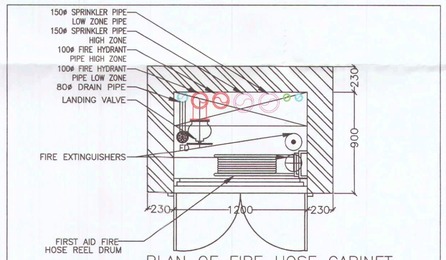

PLAN OF FIRE HOSE CABINET

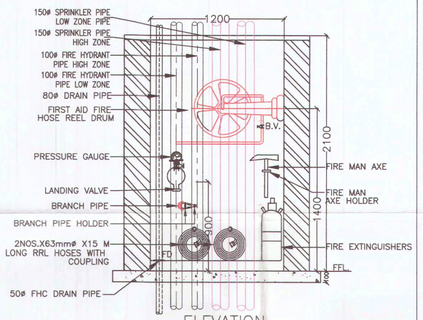

ELEVATION

NOTE: ALL DWELLING UNIT MAIN DOOR TO BE ONE HOUR FIRE RATED DOOR

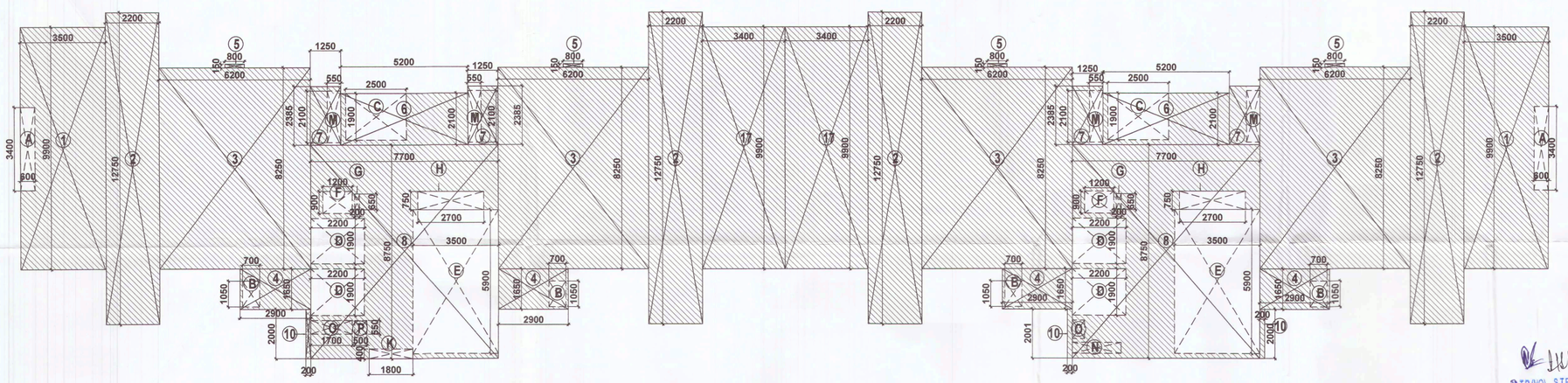

ATYPICAL FLOOR (18TH)- UNIT AREA CALCULATION PLAN

Checked and found ok for Public Health (Internal) Service only subject to comments in in forwarding letter No. 11378...DW.23/7.2023

Superintending Engineer (HQ) for Chief Engineer-I HSVP, Panchkula 24/6/23

S.T.P (HQ) Member B.P.A.C. | S.T.P (HQ) Member Secretary B.P.A.C. | S.T.P (G) Member B.P.A.C. | Chairman B.P.A.C

Arch. (HQ) | ATP (HQ) | (Dinesh Kumar) PA(HQ) | Member B.P.A.C

J.D. | P.A. | A.T.P.

SANCTIONED TO BE READ WITH T. & C. OFFICE MEMO NO.: 26034 DATED: 07/08/23

PROPOSED GROUP HOUSING UNDER RETIREMENT HOUSING POLICY AREA 2.60 ACRES, IN SECTOR 50, GURUGRAM

T3/T4 - ATYPICAL (18TH) FLOOR PLAN PLUMBING LAYOUT

NORTH

DRG.NO. M-T3/T4-2.5

SCALE : 1:100

DATE : 30.5.2023

DEALT : SIMRAN

ARCHITECT: GAURAV SANAN

For PIONEER UR SENIOR LIVING LLP

OWNER'S SIGN. Authorised Signatory

ARCHITECT'S SIGN. CA Registration No. CA/2000-000034