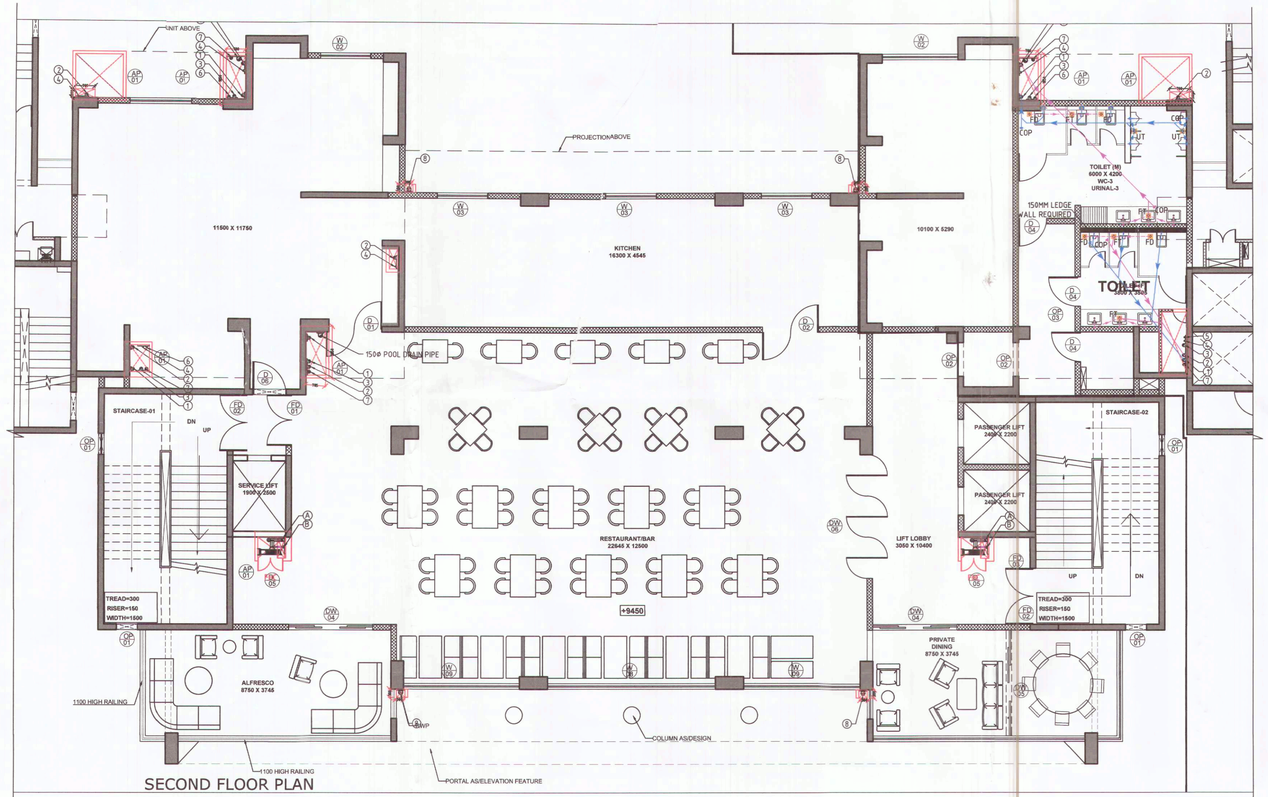

SECOND FLOOR PLAN

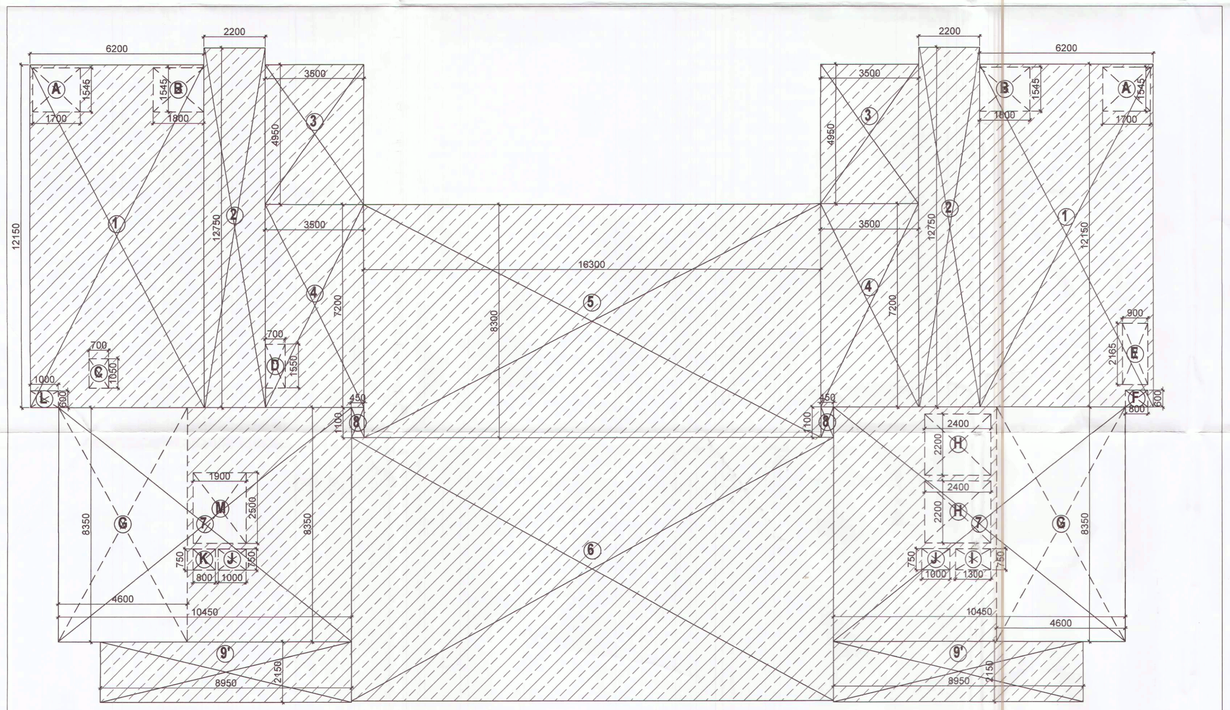

SECOND FLOOR- AREA CALCULATION PLAN

SECOND FLOOR AREA CALCULATION				
S.NO.	LENGTH(M)	WIDTH(M)	NO.	AREA(SQ.M.)
COVERED AREA				
1	6.20	12.15	2.00	150.65
2	2.20	12.75	2.00	56.10
3	3.50	4.95	2.00	34.65
4	3.50	7.20	2.00	50.40
5	16.30	8.30	1.00	135.29
6	17.20	9.35	1.00	160.82
7	10.45	8.35	2.00	174.52
8	0.45	1.10	2.00	0.99
9	8.90	2.10	2.00	37.38
TOTAL ADDITIONS (A)				800.81
DEDUCTION				
A	1.70	1.54	2.00	5.24
B	1.80	1.54	2.00	5.54
C	0.70	1.05	1.00	0.74
D	0.70	1.55	1.00	1.09
E	0.90	2.16	1.00	1.94
F	0.80	0.60	1.00	0.48
G	4.60	8.35	2.00	76.82
H	2.40	2.20	2.00	10.56
I	1.30	0.75	1.00	0.98
J	1.00	0.75	1.00	0.75
K	0.80	0.75	1.00	0.60
L	1.00	0.60	1.00	0.60
M	1.90	2.50	1.00	4.75
TOTAL DEDUCTION (B)				110.08
F.A.R= COVERED AREA (A) - DEDUCTION (B)				690.73
COMMERCIAL AREA ON SECOND FLOOR (A) - (B)				690.73

Checked and found ok for Public Health (Internal) Service only subject to comments in in forwarding letter No. 11378 ... Dt 23/1/23

Superintending Engineer (HQ)
for Chief Engineer-I
HSVP, Panchkula
21/1/23

DDT(NT)
MEMBER
BPAC

COMMUNITY FACILITY

DOOR/ WINDOW	ROUGH OPENING	SILL	LINTEL
D01	1900X2400	-	2400
D02	2000X2400	-	2400
D03	1500X2400	-	2400
D04	1050X2400	-	2400
D05	900X2100	300	2400
D06			
D07			
FD01	1800X2400	-	2400
FD02	2000X2400	-	2400
FD03	750X2100	300	2400
FD04			
DW01	5050X3200	-	3200
DW02	3600X3200	-	3200
DW03	6000X3200	-	3200
DW04	3100X3200	-	3200
DW05	3750X2400	-	2400
DW06	4400X2400	-	2400
DW07	3600X2400	-	2400
W01	2400X3200	-	3200
W02	2700X1800	600	2400
W03	1200X1800	600	2400
W04	3100X1800	600	2400
W05	3600X3200	-	3200
W06	1800X1300	1100	2400
W07	1500X2400	-	2400
W08	6000X2600	600	3200
W09	4150X2600	600	3200
OP01	750X1300	1100	2400
OP02	1200X2400	-	2400
OP03	1400X2400	-	2400
OP04	2100X2100	-	2400
AP01	600X2100	300	2400

PLUMBING LEGEND:-

S.NO.	DESCRIPTION	SYMBOL
1.	110 OD uPVC VERTICAL SOIL & VENT PIPE	1
2.	110 OD uPVC VERTICAL WASTE & VENT PIPE	2
3.	90 OD uPVC ANTISYPHONIC PIPE	3
4.	DOMESTIC WATER SUPPLY PIPE	4
5.	FLUSHING WATER SUPPLY PIPE	5
6.	90 OD uPVC RAIN WATER PIPE FOR BALCONY	7
7.	160 OD uPVC RAIN WATER PIPE FOR TERRACE	8
8.	DOMESTIC WATER SUPPLY RISER PIPE	9
9.	FLUSHING WATER SUPPLY RISER PIPE	10
10.	FLOOR TRAP	FT
11.	FLOOR DRAIN	FD
12.	URINAL TRAP	UT
13.	ACCESS DOOR	AD
14.	450X450 mm KHURRA	KH

PIPE SCHEDULE

DESCRIPTION	SIZE
PIPE DIA FROM FT TO VERTICAL STACK	110 OD uPVC
PIPE DIA FROM WC TO VERTICAL STACK	110 OD uPVC
PIPE DIA FROM FD TO FT	63 OD uPVC
PIPE DIA FROM WB TO FT	40 OD uPVC
PIPE DIA FROM KITCHEN SINK TO FT	50 OD uPVC

SCHEDULE OF FLOOR CUTOUTS

S.NO.	DESCRIPTION	SIZE OF CUTOUT
1.	CUTOUT FOR WATER CLOSET OUTLET PIPE	150X150mm
2.	CUTOUT FOR FLOOR TRAP OUTLET PIPE	150X150mm

A	100ø WET RISER PIPE
B	80ø DRAIN PIPE
C	150ø SPRINKLER PIPE
FHC	FIRE HOSE CABINET

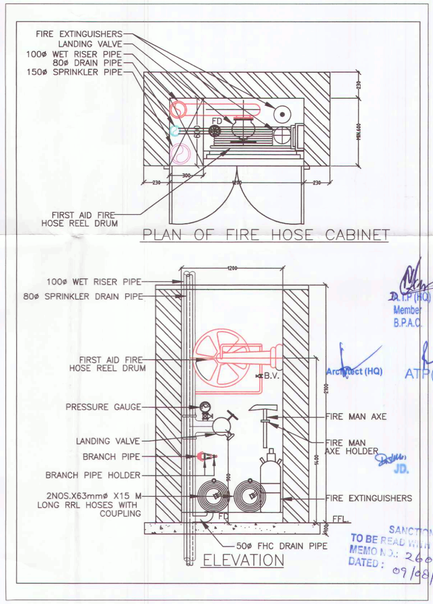

D.T.P (HQ) Member B.P.A.C | S.T.P (HQ) Member Secretary B.P.A.C. | S.T.P (G) Member B.P.A.C | S.T.P (HQ) Chairman B.P.A.C

Architect (HQ) | ATP (HQ) | (Dinesh Kumar) PA(HQ)

JD. | P.A. | A.T.P.

SANCTIONED
TO BE READ WITH THIS OFFICE
MEMO NO.: 26034
DATED: 09/08/23

PROPOSED GROUP HOUSING UNDER RETIREMENT HOUSING POLICY AREA 2.60 ACRES, IN SECTOR 50, GURUGRAM

COMMUNITY FACILITY-
SECOND FLOOR PLAN
PLUMBING LAYOUT

NORTH

DRG.NO. M-CF-2.4

SCALE : 1:100

DATE : 27.12.2022

DEALT : SIMRAN

ARCHITECT: AJAY SANAN
CA Registration No. CA/99/25531

OWNER'S SIGN.
For PIONEER PARK SENIOR LIVING LLP
Authorised Signatory

ARCHITECTS SIGN.