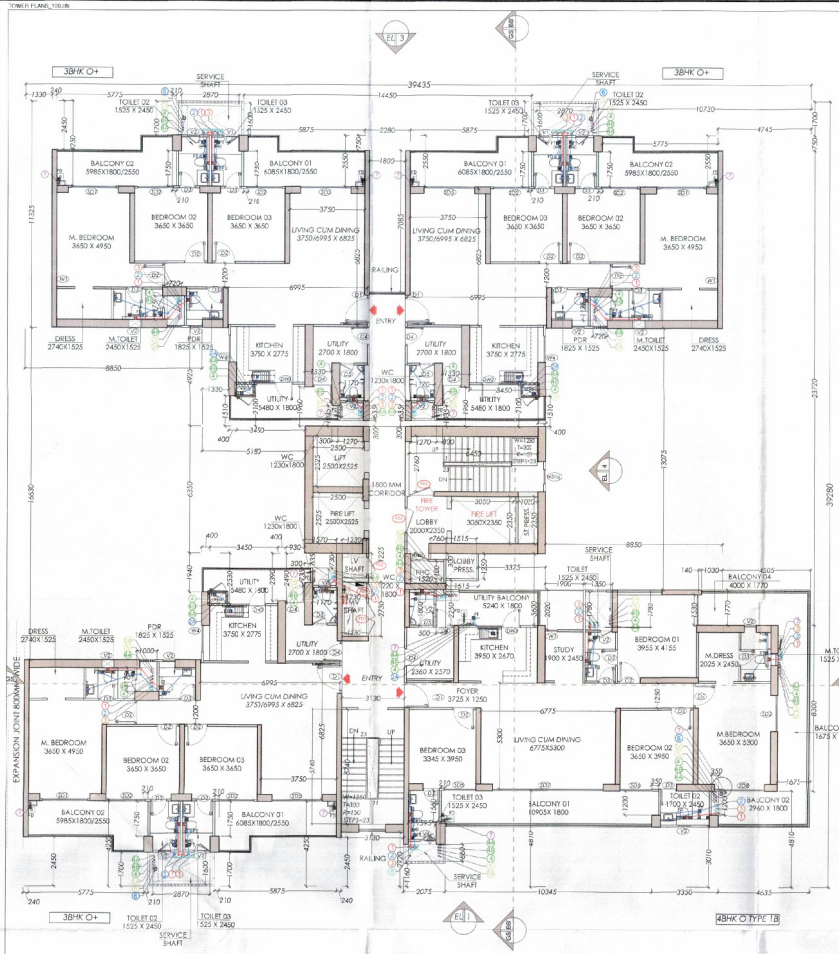

TOWER T5_TYPICAL FLOOR PLAN
(2nd,22nd -25th FLOOR, 27th-32nd FLOOR) SCALE 1:100

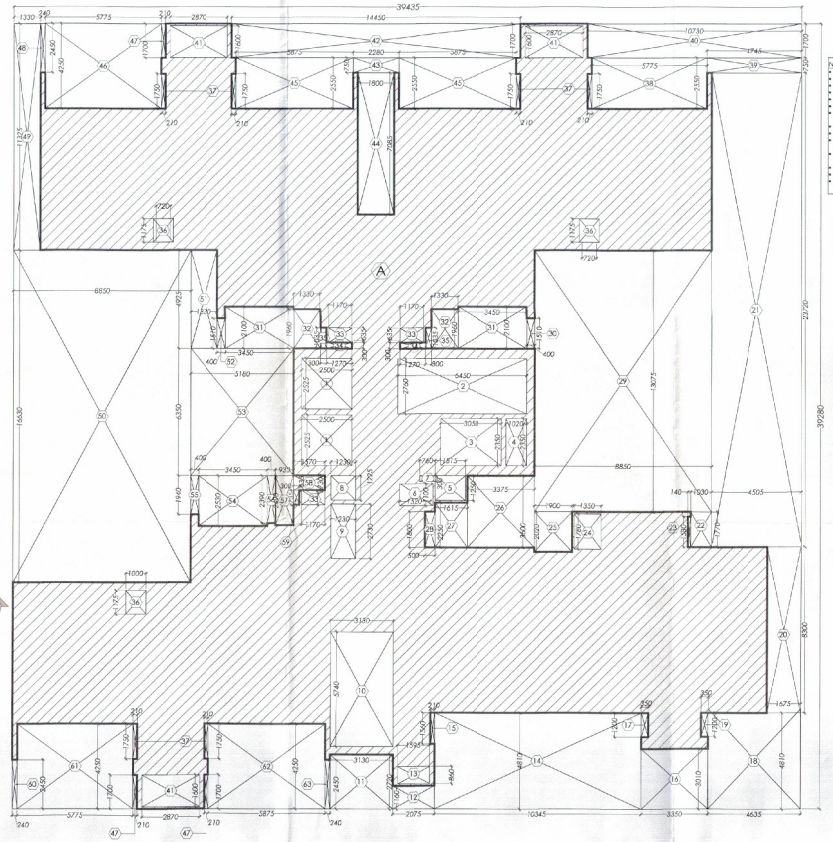

TOWER T5_TYPICAL FLOOR PLAN
(2nd,22nd -25th FLOOR, 27th-32nd FLOOR) SCALE 1:100

Checked and found ok for Public Health (Internal) Service only subject to comments in forwarding letter for No. 215488 Dt. 04/4/23

DTP (HQ) STP (HQ) Member BPAC, STP (G) Member BPAC, Member BPAC, Chairman BPAC, Consultant ATP(HQ)

FOR PLAN SANCTIONED ALONG WITH THE OFFICE MEMO NO: DATED: (Dinesh Kumar) PA(HQ)

NOTES :-
- WPI System is being provided.
- Full DG power back up is being provided.
- Toilets are mech. vent. ventilated.
- All lifts are mach. room less lifts.
- All electrical installations shall be as per provision of nbc.
- Fire fighting safety provisions will be as per relevant nbc provisions.
- Basement area shall have mechanically ventilated as per relevant code.
- All toilets are ventilated as per haryana building code 2017.
- Building has automatic sprinkler system wherever required by nbc.
- Building will be designed (structures) as per relevant i.s. codes for earthquake resistance.
- Solar panels of required capacity shall be provided on roof top as per harera/dtcp norms.
- All handicap ramps with railing.
- All fire fighting installations shall be as per provision of nbc.
- The rain water harvesting system shall be provided as per central ground water auth. norms.

TYPICAL FLOOR (F.A.R.) - TOWER T5				
S.NO	LENGTH (M)	WIDTH (W)	NOS.	AREA (Sq.M)
ADDITIONS				
A	39.435	39.280	1	1549.007
		TOTAL ADDITIONS		1549.007
SUBTRACTIONS				
1	2.500	2.525	2	12.625
2	6.450	2.760	1	17.802
3	3.050	2.350	1	7.168
4	1.020	2.350	1	2.397
5	1.515	1.250	1	1.894
6	1.660	1.100	1	1.826
7	0.760	0.300	1	0.228
8	1.230	1.225	1	1.507
9	1.230	2.730	1	3.358
10	3.130	5.740	1	17.966
11	3.130	2.720	1	8.514
12	2.075	1.160	1	2.407
13	1.595	0.860	1	1.372
14	10.345	4.810	1	49.759
15	0.210	1.560	1	0.328
16	3.350	3.010	1	10.084
17	0.350	1.200	1	0.420
18	4.635	4.810	1	22.294
19	0.350	1.200	1	0.420
20	1.675	8.300	1	13.903
21	4.505	23.720	1	106.859
22	1.030	1.770	1	1.823
23	0.140	1.530	1	0.214
24	1.350	1.780	1	2.403
25	1.900	2.020	1	3.838
26	3.375	3.600	1	12.150
27	1.615	2.250	1	3.634
28	0.530	1.800	1	0.900
29	8.850	13.075	1	115.714
30	0.430	1.510	1	0.604
31	3.450	2.100	2	14.490
32	1.330	1.960	2	5.214
33	1.170	0.735	3	2.580
34	1.270	0.300	2	0.762
35	0.300	1.035	2	0.621
36	1.300	1.175	3	3.525
37	0.210	1.750	6	2.205
38	5.775	2.550	1	14.726
39	4.745	0.750	1	3.559
40	10.730	1.700	1	18.241
41	2.870	1.600	3	13.776
42	14.450	1.700	1	24.565
43	2.280	0.750	1	1.710
44	1.800	7.085	1	12.753
45	5.875	2.550	2	29.963
46	5.775	4.250	1	24.544
47	0.210	1.700	3	1.071
48	0.240	2.450	1	0.588
49	1.330	11.325	1	15.060
50	8.850	16.600	1	147.015
51	1.330	4.975	1	6.550
52	0.400	1.510	1	0.604
53	5.180	6.350	1	32.893
54	3.450	2.550	1	8.729
55	0.400	1.940	1	0.776
56	0.400	2.390	1	0.956
57	0.930	2.490	1	2.316
58	1.200	0.730	1	1.146
59	0.300	0.735	1	0.221
60	0.240	2.450	1	0.588
61	5.775	4.250	1	24.544
62	5.875	4.250	1	24.969
63	0.240	2.450	1	0.588
		TOTAL SUBTRACTIONS		866.416
		TOTAL F.A.R OF T5(*1)		682.591
		TOTAL FAR OF T5 & T6 (*2)		1365.181

TYPICAL FLOOR-STAIRCASE (NON F.A.R.)				
S.NO.	LENGTH (M)	WIDTH (W)	NOS.	AREA (Sq.M)
1	6.450	2.760	1	17.802
10	3.130	5.740	1	17.966
TOTAL NON FAR AREA T5				35.768

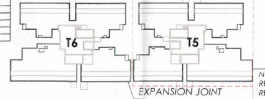

NOTES:
REFER DRAWING NO. AR-T5&T6-201, 202 & 203 FOR ELEVATIONS
REFER DRAWING NO. AR-T5&T6-301 FOR SECTIONS

TOWER T6 IS THE MIRRIOR OF TOWER T5.

TOWER-T5 & T6 FLOOR LEVELS	
FLOOR NO.	LEVEL (MM)
GROUND FLOOR LEVEL	750
PODIUM FLOOR LEVEL	7500
SECOND FLOOR LEVEL	10500
THIRD FLOOR LEVEL	14300
FOURTH FLOOR LEVEL	17900
FIFTH FLOOR LEVEL	21100
SIXTH FLOOR LEVEL	24300
SEVENTH FLOOR LEVEL	27900
EIGHTH FLOOR LEVEL	31300
NINTH FLOOR LEVEL	34700
TENTH FLOOR LEVEL	38100
ELEVENTH FLOOR LEVEL	41300
TWELVETH FLOOR LEVEL	44900
THIRTEENTH FLOOR LEVEL	48300
FOURTEENTH FLOOR LEVEL	51900
FIFTEENTH FLOOR LEVEL	55100
SIXTEENTH FLOOR LEVEL	58300
EIGHTEENTH FLOOR LEVEL	61900
EIGHTEENTH FLOOR LEVEL	65300
NINETEENTH FLOOR LEVEL	68700
TWENTIETH FLOOR LEVEL	72100
TWENTY FIRST FLOOR LEVEL	75500
TWENTY SECOND FLOOR LEVEL	78900
TWENTY THIRD FLOOR LEVEL	82300
TWENTY FOURTH FLOOR LEVEL	85700
TWENTY FIFTH FLOOR LEVEL	89100
REFUGE-02 FLOOR LEVEL	92500
TWENTY SEVENTH FLOOR LEVEL	95900
TWENTY EIGHTH FLOOR LEVEL	99300
TWENTY NINTH FLOOR LEVEL	102700
TWENTIETH FLOOR LEVEL	106100
THIRTY FIRST FLOOR LEVEL	109500
THIRTY SECOND FLOOR LEVEL	112900

PIPE SCHEDULE:		
S.No.	PIPE DIA	DESCRIPTION:
(1)	65ØS	WASTE BASIN TO FLOOR TRAP
(2)	50ØS	SINK TO FLOOR TRAP
(3)	50ØS	SINK(1) TO SINK(2) TRAP
(4)	65ØS	TOWER SINK(4) TO FLOOR TRAP
(5)	110ØS	FLOOR TRAP TO VERTICAL STACK
(6)	110ØS	WASTE CLOSET TO VERTICAL STACK
(7)	110ØS	BALCONY DRAIN TO VERTICAL STACK

LEGEND/ABBREVIATIONS:

S.No.	SYMBOL	TAG	DESCRIPTION:
(1)		(1)	150 DIA CI CW PIPE
(2)		(2)	150 DIA WASTE PIPE
(3)		(3)	110 DIA WASTE PIPE (STEEL)
(4)		(4)	75 OD ANTIBIONIAL PIPE
(5)		(5)	DOMESTIC WATER SUPPLY PIPE FOR 25 TO 15 FL.
(6)		(6)	DOMESTIC WATER SUPPLY PIPE FOR 15 TO GRL FL.
(7)		(7)	DOMESTIC WATER SUPPLY PIPE FOR TOP TANK FL.
(8)		(8)	FLUSHING WATER SUPPLY PIPE 32 TO 16 FL.
(9)		(9)	FLUSHING WATER SUPPLY PIPE 15 TO GRL FL.
(10)		(10)	40 OD STORM WATER PIPE FOR TERRACE
(11)		(11)	75 OD STORM WATER PIPE FOR BALCONY
(12)		(12)	DOMESTIC WATER RISER PIPE
(13)		(13)	FLUSHING WATER RISER PIPE
(14)		FD	FLOOR DRAIN
(15)		FT	FLOOR TRAP
(16)			150x55mm CLEANOUT
(17)			DRAIN FOR BALCONY
(18)		BFV	BUTTERFLY VALVE
(19)		FR	FOTBARRER

S.No.	DIA	DESCRIPTION:
(1)	65ØS	WASTE BASIN TO FLOOR TRAP
(2)	50ØS	SINK TO FLOOR TRAP
(3)	50ØS	SINK(1) TO SINK(2) TRAP
(4)	65ØS	TOWER SINK(4) TO FLOOR TRAP
(5)	110ØS	FLOOR TRAP TO VERTICAL STACK
(6)	110ØS	WASTE CLOSET TO VERTICAL STACK
(7)	110ØS	BALCONY DRAIN TO VERTICAL STACK

CLIENT	**Godrej Properties Ltd.** Unit No. 56,5th Floor, Godrej One, Pirojshanagar, Vikhroli East, Mumbai - 400079
STRUCTURE CONSULTANT	**Gokani Consultants & Engineers LLP** 801,Quantum Tower, Kambaug Lane, Off S.V. Road, Chincholi, Malad (West), Mumbai400064 (Landmark- SBI Bank & HP Petrol Pump) T-022-28884400
ARCHITECT	**Arcop Associates Pvt. Ltd.** Plot-34B, Sec-32, Gurgaon-122001 Ph : 26242050, 26242169 Montreal, Toronto, New-Delhi, Boston
PROJECT	PROPOSED LAYOUT PLAN OF GROUP HOUSING COLONY UNDER TOD OVER AN AREA MEASURING 9.56875 ACRES (99.5% RESIDENTIAL AND 0.5% COMMERCIAL) IN REVENUE ESTATE OF VILLAGE GHASOLA, TAHSIL BADSHAHPUR,SECTOR 69, GURUGRAM-GODREJ PROPERTIES LTD. LOI NO. 147 of 2023 DATED 18.07.2023
ARCHITECTS SIGNATURE	Ashu, Architect Council of Architecture Registration No.: CA/2007/40332
OWNER'S SIGNATURE	For Godrej Properties Ltd. Authorised Signatory
DRAWING TITLE	TOWER T5 & T6 TYPICAL FLOOR PLAN -2 & AREA CALCULATIONS
DRAWING NO.	AR-T5&T6-104

A1 (1050X594)