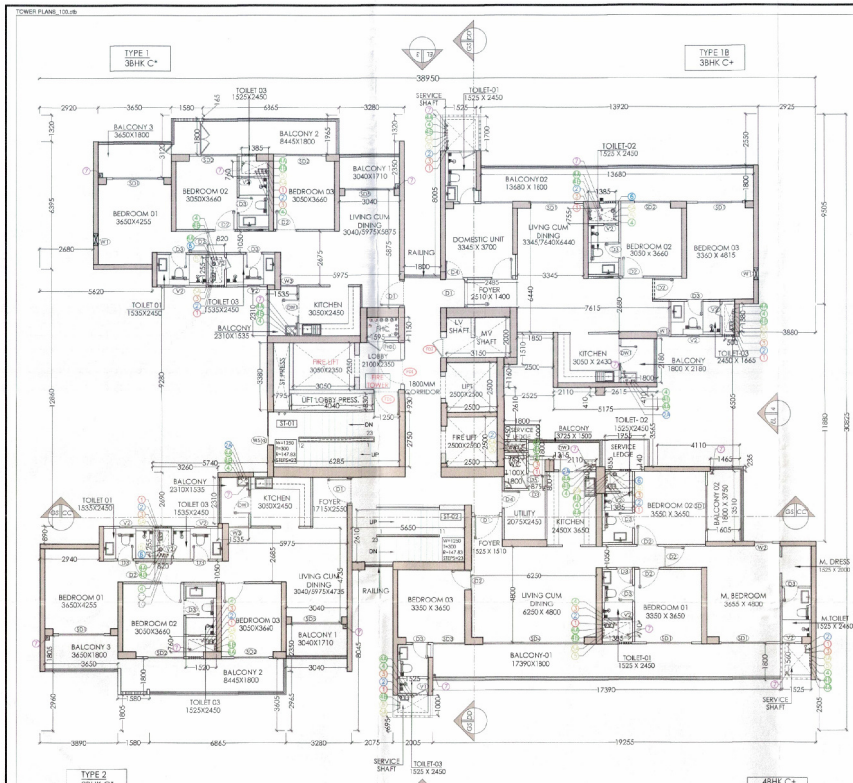

TOWER T1_TYPICAL FLOOR PLAN
(3rd-16th FLOOR, 18th-25th FLOOR, 27th-31st FLOOR) SCALE 1:100

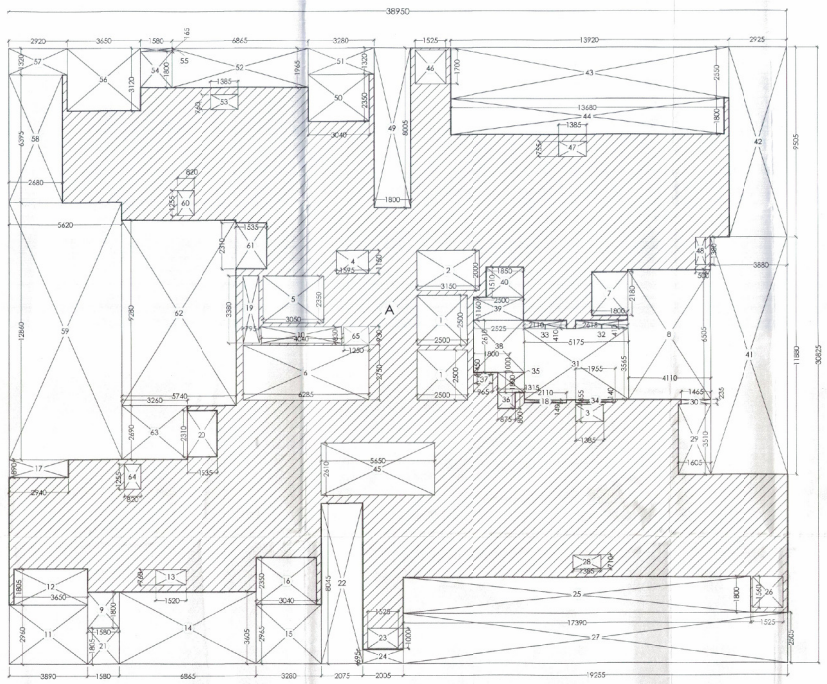

TOWER T1_TYPICAL FLOOR AREA DIAGRAM
(3rd-16th FLOOR, 18th-25th FLOOR, 27th-31st FLOOR) SCALE 1:100

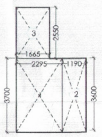

DOMESTIC UNIT CARPET AREA DIAGRAM SCALE 1:100

DOMESTIC UNIT CARPET AREA				
1	2.295	3.700	1	8.492
2	1.190	3.600	1	4.284
3	1.665	2.550	1	4.246
TOTAL DOMESTIC UNIT AREA				17.021

TOWER-T1 & T2 FLOOR LEVELS	
ROOF NO.	LEVEL (MM)
GROUND FLOOR LEVEL	750
PODIUM/1ST FLOOR LEVEL	7500
SECOND FLOOR LEVEL	12900
THIRD FLOOR LEVEL	18300
FOURTH FLOOR LEVEL	17700
FIFTH FLOOR LEVEL	21300
SIXTH FLOOR LEVEL	24900
SEVENTH FLOOR LEVEL	27900
EIGHTH FLOOR LEVEL	31300
NINTH FLOOR LEVEL	34700
TENTH FLOOR LEVEL	38100
ELEVENTH FLOOR LEVEL	41500
TWELVETH FLOOR LEVEL	44900
THIRTEENTH FLOOR LEVEL	48300
FOURTEENTH FLOOR LEVEL	51700
FIFTEENTH FLOOR LEVEL	55100
SIXTEENTH FLOOR LEVEL	58500
SEVENTEENTH FLOOR LEVEL	61900
EIGHTEENTH FLOOR LEVEL	65300
NINETEENTH FLOOR LEVEL	68700
TWENTIETH FLOOR LEVEL	72100
TWENTY FIRST FLOOR LEVEL	75500
TWENTY SECOND FLOOR LEVEL	78900
TWENTY THIRD FLOOR LEVEL	82300
TWENTY FOURTH FLOOR LEVEL	85700
TWENTY FIFTH FLOOR LEVEL	89100
TWENTY SIXTH FLOOR LEVEL	92500
TWENTY SEVENTH FLOOR LEVEL	95900
TWENTY EIGHTH FLOOR LEVEL	99300
TWENTY NINTH FLOOR LEVEL	102700
THIRTIETH FLOOR LEVEL	106100
THIRTY FIRST FLOOR LEVEL	109500

LEGEND/ABBREVIATIONS:

S.No.	SYMBOL	TAG	DESCRIPTION
(1)		(1)	110 CO U.G. PIPE
(2)		(2)	110 CO WASTE PIPE
(3)		(3)	110 CO WASTE PIPE (UP)
(4)		(4)	75 CO ANTIFIRE HOSE (UP)
(5)		(5)	DOMESTIC WATER SUPPLY PIPE FOR 25 TO 16 FL
(6)		(6A)	DOMESTIC WATER SUPPLY PIPE FOR 15 TO 06 FL
(7)		(6B)	DOMESTIC WATER SUPPLY PIPE FOR TOP FINE FL
(8)		(7)	FLUSHING WATER SUPPLY PIPE 32 TO 16 FL
(9)		(8)	FLUSHING WATER SUPPLY PIPE 15 TO GR. FL
(10)		(9)	160 CO STORM WATER PIPE FOR TERRACE
(11)		(10)	75 CO STORM WATER PIPE FOR BALCONY
(12)		(11)	DOMESTIC WATER RISER PIPE
(13)		(12)	FLUSHING WATER RISER PIPE
(14)		(F)	FLOOR DRAIN
(15)		(R)	FLOOR TRAP
(16)			150x150mm CURB UP
(17)			DRAIN FOR BALCONY
(18)		MV	BUTTERFLY VALVE
(19)		SV	SLUICE VALVE

PIPE SCHEDULE:

S.No.	PIPE DIA	DESCRIPTION
(1)	40CO	WASH BASIN TO FLOOR TRAP
(2)	50NB	SINK TO FLOOR TRAP
(3)	50NB	DRAIN TO GRIMAL TRAP
(4)	65 CO	FLOOR DRAIN TO FLOOR TRAP
(5)	110 CO	FLOOR TRAP TO VERTICAL STACK
(6)	110 CO	WATER CLOSET TO VERTICAL STACK
(7)	110 CO	BALCONY DRAIN TO VERTICAL STACK

Checked and found ok for Public Health (Internal) Service only subject to comments in forwarding letter No. 215469 dated 04/08

Executing Engineer (HQ) for Commissioner & Nodal Officer

DDTP (HQ) Member BPAC

EXPANSION JOINT
800MM WIDE

TYPICAL FLOOR NON FAR AREA - TOWER T1				
6	6.285	2.750	1	17.284
45	5.650	2.610	1	14.747
65	1.250	0.900	1	1.163
TOTAL ADDITIONS				33.193
TOTAL NON FAR AREA				33.193

TYPICAL FLOOR (F.A.R.) - TOWER T1				
S.NO.	LENGTH(M)	WIDTH(M)	NOS.	AREA (SqM)
ADDITIONS				
A	38.950	30.825	1	1200.634
TOTAL ADDITIONS				1200.634
SUBTRACTIONS				
1	2.500	2.500	2	12.500
2	3.175	2.000	1	6.350
3	1.385	0.850	1	1.184
4	1.595	1.150	1	1.834
5	3.050	2.350	1	7.168
6	6.285	2.750	1	17.284
7	1.800	2.180	1	3.924
8	4.110	6.505	1	26.736
9	1.560	1.800	1	2.944
10	4.040	0.830	1	3.353
11	3.860	2.960	1	11.426
12	3.650	1.805	1	6.588
13	1.500	0.760	1	1.55
14	6.865	3.605	1	24.748
15	3.280	2.965	1	9.725
16	3.040	2.360	1	7.174
17	2.940	0.890	1	2.617
18	2.110	0.140	1	0.295
19	0.790	3.380	1	2.670
20	1.535	2.310	1	3.546
21	1.580	1.805	1	2.852
22	2.075	8.025	1	16.653
23	1.525	1.000	1	1.525
24	2.005	0.695	1	.593
25	17.390	1.800	1	31.302
26	1.525	1.560	1	2.379
27	19.255	2.525	1	48.624
28	1.385	0.710	1	0.983
29	1.605	3.510	1	5.634
30	1.465	0.235	1	0.344
31	5.175	3.565	1	18.449
32	2.615	0.410	1	1.072
33	2.110	0.410	1	0.865
34	1.955	0.140	1	0.274
35	1.315	1.000	1	1.315
36	0.875	0.800	1	0.700
37	0.965	0.450	1	0.434
38	2.525	2.610	1	6.590
39	2.500	1.160	1	2.900
40	1.850	1.510	1	2.794
41	3.885	11.880	1	46.094
42	2.925	9.505	1	27.800
43	13.920	2.550	1	35.496
44	13.680	.800	1	24.624
45	5.650	2.610	1	14.747
46	1.525	.700	1	2.593
47	1.285	0.755	1	1.046
48	0.800	.385	1	0.690
49	1.800	8.025	1	14.459
50	3.040	2.350	1	7.144
51	5.290	.800	1	4.232
52	6.865	1.960	1	13.456
53	1.385	0.760	1	1.053
54	1.580	.800	1	2.844
55	1.580	0.160	1	0.261
56	3.650	3.120	1	11.388
57	2.920	1.320	1	3.854
58	2.680	6.395	1	17.139
59	5.620	12.860	1	72.273
60	0.800	1.255	1	1.004
61	1.535	2.310	1	3.546
62	5.740	9.380	1	53.857
63	3.260	2.690	1	8.769
64	0.800	1.255	1	1.004
65	1.250	0.900	1	1.163
TOTAL SUBTRACTIONS				669.919
TOTAL FAR OF TYPICAL FLOOR T1				530.715
TOTA FAR ON TYPICAL FLOOR (T1 & T2)				1061.4302

NOTES:
REFER DRAWING NO. AR-T1&T2-201, 202 & 203 FOR ELEVATIONS
REFER DRAWING NO. AR-T1&T2-301 FOR SECTIONS

NOTE :- TOWER T2 IS MIRROR OF TOWER T1

SANCTIONED
TO BE READ WITH THIS OFFICE
LEAD NO.:
TO BE :

S.T.P (HQ) Senior Scientist BPAC
S.T.P (G) Member BPAC
DTP (HQ)
Consultant Architect
ATP(HQ)
(Dinesh Kumar Gupta)

NOTES :-
- VRV System is being provided.
- Full DG power back up is being provided.
- Toilets are mechanically ventilated.
- All lifts shall have 100% power back-up.
- All electrical installations must be as per provision of nbc.
- Fire fighting/safety provisions will be as per relevant nbc provisions.
- Basement areas shall have mechanically ventilated as per relevant code.
- All toilets are ventilated as per haryana building code 2017.
- Building has automatic sprinkler system wherever required by nbc.
- Building will be designed (structures) as per relevant is codes for earthquake resistance.
- Solar panels of required capacity shall be provided on roof top as per haryana norms.
- Rain water harvesting system shall be provided as per central ground water authorities.

KEY PLAN

DOOR/WINDOW SCHEDULE (TOWERS)

S.NO.	DOOR TAGS	WIDTH	LNTEL	LOCATION	CSL	FIRE RATING S
				DOORS		
1	D1	1250	2600	FIBREGLASS DOOR	0	
2	D2	1050	2400	BEDROOMS	0	
3	D3	800	2400	TOILET	0	
4	D4	900	2400	UTILITY DOOR	0	
5	D5	750	2400	WC	0	
6	D6	1250	2600	SERVICE TERRACE	0	
7	D8	1000	2400	GF_LINE FIRE	0	
8	D9	1200	2400	H.TOILET	0	
9	D10	1250	2600	GF BANQUET LOBBY	0	
	GD1	1800	2600	GF ENTRY	0	
10	GD2	1200	2600	ENTRANCE DOOR	0	
				EXTERNAL DOORS		
11	SD1	2230	2600	BEDROOM(SLIDING)	0	
12	SD2	1800	2600	BEDROOMS	0	
13	SD3	1580	2600	BEDROOMS	0	
14	SD4	5100	2600	BEDROOMS	0	
15	SD5	2600	2600	LIVING	0	
16	SD6	1580	2600	BEDROOM	0	
17	SD7	5670	2600	LIVING	0	
18	SD8	2150	2600	BEDROOM	0	
19	DW1	900/300	2300	KITCHEN	D1200	
19	DW2	930/190	2400	KITCHEN	D1200	
20	DW3	890/1275	2400	KITCHEN	D1200	
				WINDOWS/WELLS/GLAZING		
21	V1	800	2400	TOILET	1200	
22	V2	600	2400	TOILET	1200	
23	W1	600	2400	BEDROOM	1200	
24	W2	900	2400	DINING	1200	
25	W3	650	2400	KITCHEN	1200	
26	W4	1330	2400	KITCHEN	1200	
27	G1	2591/4400	2400	GF LOBBY	0	
28	G2	10000	8550	GF LOBBY	0	
29	G3	2685/1250	8550	GF LOBBY	0	
30	G4	2725	8550	GF LOBBY	0	
31	G5	6230	8550	GF LOBBY	0	
32	G6	2685/850	8550	GF LOBBY	0	
33	G7	1400	4350	GF LOBBY	0	
34	G8	1400	4350	GF BANQUET LOBBY	0	
35	G9	3080	8550	GF LOBBY	0	
36	G10	5500	8550	GF LOBBY	0	
37	G11	2500	8550	GF LOBBY	0	
38	G12	2430/1875	8550	GF LOBBY	0	
39	G13	6160	8550	GF LOBBY	0	
40	G14	2720	8550	GF LOBBY	0	
41	G15	1250/2000	8550	GF LOBBY	0	
42	G16	3460	8550	GF LOBBY	0	
43	G17	2980	8550	GF LOBBY	0	
44	G18	3385	8550	GF LOBBY	0	
45	G19	2000/3650	8550	PASSAGE	0	
29	G20	5300	8550	PASSAGE	0	
46	G21	1200	8550	PASSAGE	0	
				FIRE DOORS		
42	FD1	1250	2600	ENTRANCE DOOR	0	2hrs
43	FD2	1250	2400	LIV SHAFT	0	2hrs
44	FD3	1700	2400	MV SHAFT	100	2hrs
45	FD4	800	2400	MV SHAFT	100	2hrs
46	FD5	900	2400		0	2hrs
48	FD7	1200	2400		0	2hrs
49	FHD1	900	2400	FHC SHAFT	100	

CLIENT
Godrej Properties Ltd.
Unit No. 5a,5th Floor, Godrej One, Pirojshanagar, Vikhroli East, Mumbai - 400079

STRUCTURE CONSULTANT
Gokani Consultants & Engineers LLP
801, Quantum Tower, Kamboug Lane, Off S.V. Road, Chincholi, Malad (West), Mumbai-400064
(Landmark- SBI Bank & HP Petrol Pump)
T: 022-28884400

ARCHITECT
Arcop Associates Pvt. Ltd.
Plot-348, Sec-32, Gurgaon-122001
Ph.: 2434205, 2424149
Montreal, Toronto, New-Delhi, Boston

PROJECT
PROPOSED LAYOUT PLAN OF GROUP HOUSING COLONY UNDER TCG OVER AN AREA MEASURING 9.56875 ACRES (99.5% RESIDENTIAL AND 0.5% COMMERCIAL) IN REVENUE ESTATE OF VILLAGE GHASOLA, TAHSIL BADSHAHPUR, SECTOR 69, GURUGRAM-GODREJ PROPERTIES LTD., LOI NO. 147 of 2023 DATED 18.07.2023

ARCHITECT'S SIGNATURE
Ashu, Architect
Council of Architecture
Registration No.: CA/2007/40332

OWNER'S SIGNATURE
For Godrej Properties Ltd.
Authorised Signatory

DRAWING TITLE
TOWER T1 & T2
TYPICAL FLOOR PLAN & AREA CALCULATIONS

DRAWING NO.
AR-T1&T2-104

TOWER PLANE_135.dwg
(925X594)