TOWER PLANS_100.dtb

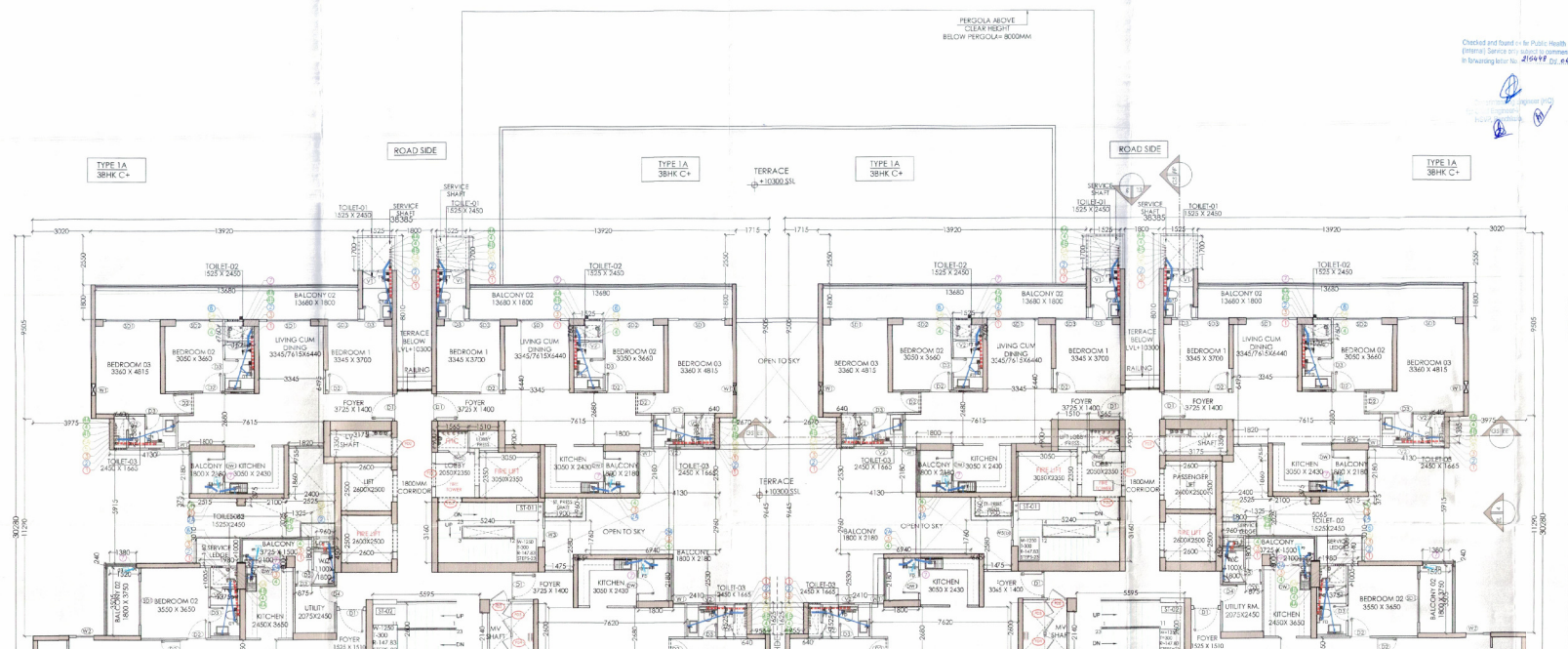

TOWER T3 & T4_SECOND FLOOR PLAN

SCALE 1:100

SANCTIONED
TO BE READ WITH THIS OFFICE
MEMO NO.:
DATED :

DTP (HQ) Site Inspector
DTP (HQ) Town Planner
B.P.A.C. Member
B.P.A.C. Member
B.P.A.C. Chairman
Consultant Architect
ATP(HQ)
(Dinesh Kumar) PA(HQ)
DDT(HQ) Member B.P.A.C.

Checked and found c/w the Public Health (Internal) Service drg. subject to comments in in forwarding letter No. 316498 Dt. 06/10/23
Executive Engineer (HQ)
Sub Divisional Officer (HQ)

NOTES :-
- VRV System is being provided.
- Full DG power back up is being provided.
- Toilets are mechanical ventilated.
- All lifts shall have 100% power back-up.
- All electrical installations shall be as per provision of nbc.
- Fire fighting safety provisions will be as per relevant nbc provisions.
- Basement area shall have mechanically ventilated as per relevant code.
- All toilets are ventilated as per haryana building code 2017.
- Building has automatic sprinkler system wherever required by nbc.
- Building will be designed (structural) as per relevant is codes for earthquake resistance.
- Solar panels of required capacity shall be provided on roof top as per haryana rooftop norms.
- All handicap ramps with railing.
- All fire fighting installations shall be as per provision of nbc.
- The rainwater harvesting system shall be provided as per central ground water auth. norms.

KEY PLAN



DOOR/WINDOW SCHEDULE (TOWERS)							
S.NO.	DOOR TAGS	WIDTH	LINTEL	LOCATION	CILL	FIRE RATING
				DOORS		
1	D1	1250	2400	ENTRANCE DOOR	0	
2	D2	1050	2400	BEDROOMS	0	
3	D3	800	2400	TOILET	0	
4	D4	900	2400	UTILITY/KITCHEN	0	
5	D5	750	2400	WC	0	
6	D6	1250	2300	FOYER/DE TERRACE	0	
7	D8	1000	2400	GF_HAL/FH_FDE	0	
8	D9	1200	2400	H-TOILET	0	
9	D10	1250	2400	GF STAIR-CASE LOBBY	0	
	GD1	1800	2300	GF ENTRY	0	
10	GD2	1200	2400	ENTRA-CE DOOR	0	
				EXTERNAL DOORS		
11	SD1	2250	2400	BEDROOM/LIVING	0	
12	SD2	1800	2300	BEDROOMS	0	
13	SD3	2180	2300	BEDROOMS	0	
14	SD4	5130	2300	BEDROOMS	0	
15	SD5	2530	2300	LIVING	0	
16	SD6	1380	2300	BEDROOM	0	
17	SD7	3575	2400	LIVING	0	
18	SD8	2150	2400	BEDROOM	0	
19	DW1	900/300	2600	KITCHEN	1/1200	
20	DW2	900/900	2600	KITCHEN	1/1200	
21	DW3	900/1275	2600	KITCHEN	1/1200	
				WINDOWS/VENTILATORS/GLAZING		
21	V1	900	2400	TOILET	1200	
22	V2	600	2600	TOILET	1200	
23	W1	600	2600	BEDROOM	1200	
24	W2	900	2600	DINING	1200	
25	W3	600	2400	BEDROOM	1200	
26	W4	1300	2600	KITCHEN	1200	
27	G1	2895/2420	2400	GF LOBBY	0	
28	G2	10300	8500	GF LOBBY	0	
29	G3	2680/1295	8500	GF LOBBY	0	
30	G4	2725	8500	GF LOBBY	0	
31	G5	4220	8500	GF LOBBY	0	
32	G6	2800/1355	8500	GF LOBBY	0	
33	G7	1400	4350	GF LOBBY	0	
34	G8	1400	4300	GF STAIRCASE LOBBY	0	
35	G9	10300	8500	GF LOBBY	0	
36	G10	8500	8500	GF LOBBY	0	
37	G11	2500	8500	GF LOBBY	0	
38	G12	2400/1875	8500	GF LOBBY	0	
39	G13	6160	8500	GF LOBBY	0	
40	G14	2720/1	8500	GF LOBBY	0	
41	G15	1250/2000	8500	GF LOBBY	0	
42	G16	3460	8500	GF LOBBY	0	
43	G17	2980	8500	GF LOBBY	0	
44	G18	3385	8500	GF LOBBY	0	
45	G19	2090/3690	8500	PASSAGE	0	
46	G20	5200	8500	PASSAGE	0	
47	G21	1200	8500	PASSAGE	0	
				FIRE DOORS		
48	FD1	1250	2600	ENTRANCE DOOR	0	2hrs
49	FD2	1250	2400	LV SHAFT	0	2hrs
50	FD3	750	2400	MV SHAFT	100	2hrs
51	FD4	600	2400	MV SHAFT	100	2hrs
52	FD5	900	2400		0	2hrs
53	FD6	900	2400		100	2hrs
54	FD7	1200	2400		0	2hrs
55	FD8	900	2400	PHC SHAFT	100	

SECOND FLOOR (F.A.R.) - TOWER T3				
S.NO.	LENGTH(M)	WIDTH(M)	NOS.	AREA (SqM)
ADDITIONS				
A	38.385	30.280	1	1162.298
	TOTAL ADDITIONS FOR TOWER-T3			1162.298
SUBTRACTIONS				
1	2.600	2.500	2	13.000
2	3.175	1.350	1	4.286
3	1.565	0.900	1	1.409
4	1.510	0.900	1	1.359
5	3.050	2.350	1	7.168
6	5.240	3.160	1	16.558
7	1.800	2.180	2	7.848
8	1.980	0.140	1	0.277
9	4.130	2.530	1	10.449
10	1.900	0.960	1	1.824
11	1.800	2.180	1	3.924
12	0.640	1.525	1	0.976
13	1.385	0.620	1	0.859
14	13.680	1.800	1	24.624
15	13.920	2.550	1	35.496
16	1.525	1.700	1	2.593
17	2.280	2.600	1	5.928
18	1.475	2.580	1	3.806
19	0.665	1.760	1	1.170
20	6.940	2.960	1	20.542
21	2.410	2.530	1	6.097
22	1.200	8.150	1	9.780
23	1.520	1.000	1	1.520
24	2.005	0.695	1	1.393
25	17.390	1.800	1	31.302
26	1.525	1.700	1	2.593
27	19.255	2.545	1	49.004
28	1.525	0.850	1	1.296
29	1.520	3.505	1	5.328
30	1.380	0.240	1	0.331
31	4.130	5.915	1	24.429
32	5.065	3.010	1	15.246
33	2.515	0.375	1	0.943
34	2.100	0.375	1	0.788
35	1.325	1.000	1	1.325
36	0.875	0.800	1	0.700
37	0.960	0.450	1	0.432
38	2.525	2.025	1	5.113
39	2.400	1.860	1	4.464
40	1.820	0.755	1	1.374
41	3.975	11.290	1	44.878
42	3.020	9.505	1	28.705
43	13.920	2.550	2	70.992
44	13.680	1.800	2	49.248
45	5.595	2.600	1	14.547
46	1.525	1.700	2	5.185
47	1.525	0.760	2	2.318
48	0.640	1.385	2	1.773
49	1.800	8.010	1	14.418
50	1.715	9.505	1	16.301
51	2.670	9.645	1	25.752
52	0.260	2.140	1	0.556
53	0.955	1.625	1	1.552
54	1.375	1.005	1	1.382
55	2.100	0.140	1	0.294
			TOTAL SUBTRACTIONS	605.454
			TOTAL FAR OF TOWER T3 (Y)	556.844
			TOTAL FAR OF TOWER T3 & T4 (Y*2)	1113.688

NOTES:
REFER DRAWING NO. AR-T1&T2-001, 202 & 203 FOR ELEVATIONS
REFER DRAWING NO. AR-T1&T2-301 FOR SECTIONS

NOTE :- TOWER T2 IS MIRROR OF TOWER T1

LEGEND/ABBREVIATIONS

S.NO	SYMBOL	TAG	DESCRIPTION
1		LVS	LIVE GI SHEET VENT
2		LG	LIVE GI SHEET RAIL
3		LGV	LIVE GI SHEET VENT
4		LD	LIVE GI SHEET DOWN PIPE
5		DC	COMSETIC WATER SUPPLY PIPE FOR DE TO DE FL
6		CWT	COMSETIC WATER SUPPLY PIPE FOR DE TO DE TERRACE
7		CWF	COMSETIC WATER SUPPLY PIPE FOR TOP THE FL
8		FD	FLUSHING WATER SUPPLY PIPE
9		FDT	FLUSHING WATER SUPPLY PIPE FOR DE TO DE TERRACE
10		FDF	FLUSHING WATER SUPPLY PIPE FOR TOP THE FL
11		FD	FLUSH WATER PIPE FOR TERRACE
12		DC	COMSETIC WATER PIPE
13		TD	TUTENAMENT DOWN PIPE
14		FD	FLOOR DRAIN
15		F	FLOOR TRAP
16			FLOOR TRAP WITH GRILLE
17			DRAIN FOR BALCONY
18		MV	ANTI SPLASH PLATE
19		FS	FLOW METER

PIPE DEFINITIONS

S.No.	PIPE SYMBOL	DESCRIPTION
1	D1	WAST WATER TO FLOOR TRAP
2	D2	WAST TO FLOOD TRAP
3	D3	FLUSHING TANK TO WAST PIPE
4	D4	FLUSH TANK TO WAST PIPE
5	D5	FLUSH TANK TO VERTICAL STACK
6	D6	WATER CLOSET TO VERTICAL STACK
7	D7	BALCONY DRAIN TO VERTICAL STACK

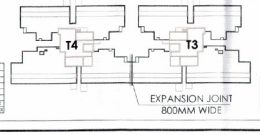

CLIENT
Godrej Properties Ltd.
Unit No. 3a, 5th Floor, Godrej One, Pirojshanagar, Vikhroli East, Mumbai - 400079

STRUCTURE CONSULTANT
Gekand Consultants & Engineers LLP
801, Quantum Tower, Rambaug Lane, Off S. V. Road, Chinchpoli Malad (West), Mumbai-400064
(Landmark- SBI Bank & HP Petrol Pump)
T: 022-28884400

ARCHITECT
Arcop Associates Pvt. Ltd.
Plot-Sett. Sec-32, Gurgaon-122001
Ph: 26247050, 26242169
Mumbai, Toronto, New-Delhi, Boston.

PROJECT
PROPOSED LAYOUT PLAN OF GROUP HOUSING COLONY UNDER TOD OVER AN AREA MEASURING 9.36875 ACRES (99.9% RESIDENTIAL AND 0.5% COMMERCIAL) IN REVENUE ESTATE OF VILLAGE CHASOLA, TAHSIL BADSHAHPUR SECTOR 49, GURUGRAM-GODREJ PROPERTIES LTD.
LC NO. 147 of 2023 DATED 18.07.2023

ARCHITECT'S SIGNATURE
Asha, Architect
Council of Architecture
Registration No: CA/2007/40332

OWNER'S SIGNATURE
For Godrej Properties Ltd.
Authorised Signatory

DRAWING TITLE	DRAWING NO.
TOWER T3 & T4 SECOND FLOOR PLAN	AR-T3 &T4-103

(105X0594)