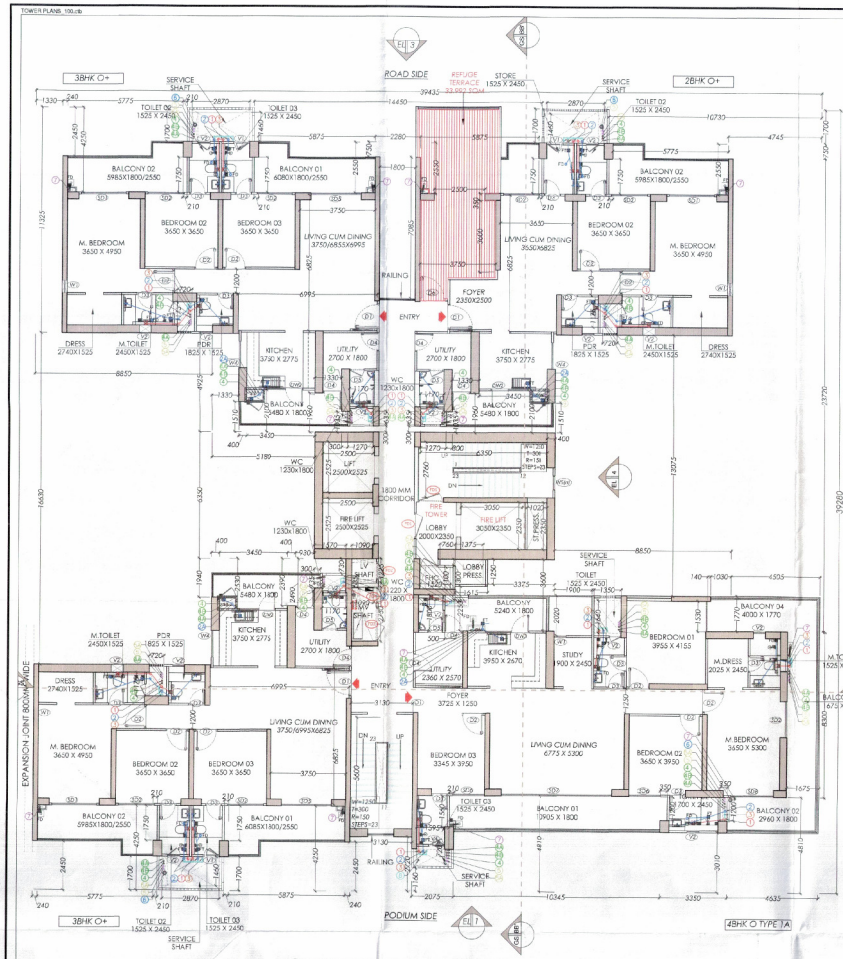

TOWER T5_REFUGE FLOOR PLAN
(17TH FLOOR LVL+61900)
(26TH FLOOR LVL+92500)
SCALE 1:100

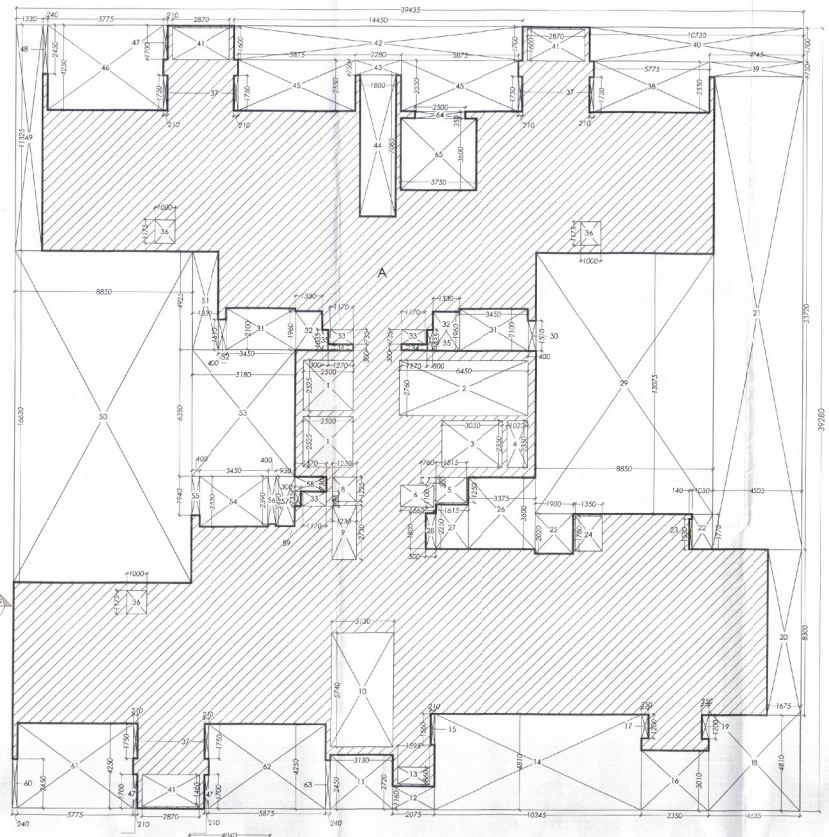

TOWER T5_REFUGE FLOOR AREA DIAGRAM
(17TH FLOOR LVL+61900)
(26TH FLOOR LVL+92500)
SCALE 1:100

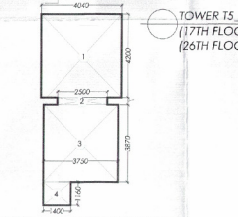

TOWER T5_REFUGE FLOOR CARPET AREA DIAGRAM
SCALE 1:100

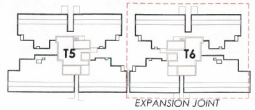

Checked and found ok for Public Health (Internal) Service only subject to compliance in forwarding letter No. 015494 Dt. 06/10/23

SANCTIONED
THIS READ WITH THIS OFFICE
LETTER NO.

DTP (HQ) S.T.P (HQ) S.T.P (HO) Member Secretary BPAC BPAC BPAC Consultant Architect ATP(HQ)

(Dinesh Kumar) PA(HQ)

Chief Architect (HQ) Member BPMC

NOTES :-
- VRV System is being provided.
- Full DG power back up is being provided.
- Toilets are mechanical ventilated.
- All lifts shall have 100% power back-up.
- All electrical installations shall be as per provision of NBC.
- Fire-fighting/safety provisions will be as per relevant NBC provisions.
- Basement area shall have mechanically ventilated as per relevant provisions.
- All toilets are ventilated as per Haryana building code 2017.
- Building has automatic sprinkler system wherever required by NBC.
- Building will be designed (structure) as per relevant I.S. codes for earthquake resistance.
- Solar panels of required capacity shall be provided on roof top as per Haryana policy norms.
- All handicap ramps with railing.
- All fire fighting installations shall be as per provision of NBC.
- The rainwater harvesting system shall be provided as per central ground water authorities.

DOOR/WINDOW SCHEDULE (TOWER 5)						
S.NO.	DOOR TAGS	WIDTH	LENTH	LOCATION	CILL	FIRE RATING
			DOORS			
1	D1	1250	2400	ENTRANCE DOOR	0	
2	D2	1050	2400	BEDROOMS	0	
3	D3	800	2400	TOILET	0	
4	D4	900	2400	UTILITY DOOR	0	
5	D5	750	2400	WC REFUGE	0	
6	D6	1250	2400	TERRACE OF SMLL BUL FOR	0	
7	D8	1000	2400		0	
8	D9	1200	2400	H-TOILET	0	
9	D10	1250	2400	GF EMR-CASE LOBBY	0	2 Hrs
	GD1	1800	2400	GF ENTRY	0	
10	GD2	1200	2400	EMERGENCE DOOR	0	
			EXTERNAL DOORS			
11	SD1	2250	2400	BEDHOUSE/L WING	0	
12	SD2	1850	2400	BEDHOUSE	0	
13	SD3	1580	2400	BEDROOMS	0	
14	SD4	1950	2400	BEDROOMS	0	
15	SD5	2500	2400	LIVING	0	
16	SD6	1580	2400	BEDROOM	0	
17	SD7	2575	2400	LIVING	0	
18	SD8	2150	2400	BEDROOM	0	
19	DW1	900/300	2400	KITCHEN	0/1200	
19	DW2	900/950	2400	KITCHEN	0/1200	
20	DW3	900/1275	2400	KITCHEN	0/1200	
			WINDOWS/VENTILATORS/GLAZING			
21	V1	800	2400	TOILET	1200	
22	V2	600	2400	TOILET	1200	
23	W1	600	2400	BEDROOM	1200	
24	W2	900	2400	LIVING	1200	
25	W3	815	2400	UTILITY BALCONY	1200	
26	W4	1300	2400	KITCHEN	1200	
27	W(Ex)	700	2400	EMRCASE-01	1200	
28	W(Ex)	650	2400	EMRCASE-01	1200	
29	G1	2810/4200	2400	GF LOBBY	0	
30	G2	10000	8550	GF LOBBY	0	
31	G3	2850/1250	8550	GF LOBBY	0	
32	G4	2725	8550	GF LOBBY	0	
33	G5	4250	8550	GF LOBBY	0	
34	G6	2850/650	8550	GF LOBBY	0	
35	G7	400	4350	GF LOBBY	0	
36	G8	400	4350	GF EMRC-CASE LOBBY	0	
37	G9	10000	8550	GF LOBBY	0	
38	G10	6200	8550	GF LOBBY	0	
39	G11	2500	8550	GF LOBBY	0	
40	G12	2450/1870	8550	GF LOBBY	0	
41	G13	6450	8550	GF LOBBY	0	
42	G14	2725	8550	GF LOBBY	0	
43	G15	1250/2000	8550	GF LOBBY	0	
44	G16	3440	8550	GF LOBBY	0	
45	G17	2980	8550	GF LOBBY	0	
46	G18	3355	8550	GF LOBBY	0	
47	G19	2850/3400	8550	PASSAGE	0	
48	G20	5200	8550	PASSAGE	0	
49	G21	1250	8550	PASSAGE	0	
			FIRE DOORS			
50	FD1	1250	2400	ENTRANCE DOOR	0	2Hrs
51	FD2	1250	2400	LIFT LOBBY	0	2Hrs
52	FD3	1700	2400	MV SHAFT	100	2Hrs
53	FD4	800	2400	MV SHAFT	100	2Hrs
54	FD5	900	2400		0	2Hrs
55	FD6	900	2400		100	2Hrs
56	FD7	1000	2400		0	2Hrs
57	FHD1	900	2400	FHC SHAFT	100	

REFUGE FLOOR (F.A.R.) - TOWER T5				
S.NO.	LENGTH (M)	WIDTH (W)	NOS.	AREA (SqM)
ADDITIONS				
A	5.435	39.280	1	15.48.000
TOTAL ADDITIONS FOR TOWER-T5				1549.007
SUBTRACTIONS				
1	2.500	2.525	2	12.625
2	6.450	2.760	1	17.802
3	3.050	2.350	1	7.168
4	1.020	2.350	1	2.397
5	1.515	1.250	1	1.894
6	1.460	1.100	1	1.606
7	0.760	0.300	1	0.228
8	1.230	1.225	1	1.507
9	1.230	2.730	1	3.358
10	3.130	5.740	1	17.966
11	3.130	2.725	1	8.514
12	2.575	1.160	1	2.987
13	1.595	0.860	1	1.372
14	10.345	4.810	1	49.739
15	0.210	1.560	1	0.328
16	3.350	3.010	1	10.084
17	0.350	1.200	1	0.420
18	4.635	4.810	1	22.294
19	0.350	1.200	1	0.420
20	1.675	8.300	1	13.903
21	4.505	23.720	1	106.859
22	1.030	1.770	1	1.823
23	0.140	1.530	1	0.214
24	1.350	1.780	1	2.403
25	1.900	2.020	1	3.838
26	3.375	3.600	1	12.150
27	1.615	2.250	1	3.634
28	0.500	1.800	1	0.900
29	8.850	13.075	1	115.714
30	0.400	1.510	1	0.604
31	3.450	2.100	2	14.490
32	1.330	1.960	2	5.214
33	1.170	0.735	3	2.580
34	1.270	0.300	2	0.762
35	0.300	1.035	2	0.621
36	1.000	1.175	3	3.525
37	0.210	1.750	6	2.205
38	5.775	2.550	1	14.726
39	4.745	0.750	1	3.559
40	10.700	1.700	1	18.241
41	2.875	1.600	3	13.776
42	14.450	1.700	1	24.565
43	2.380	0.750	1	1.710
44	1.800	7.085	1	12.753
45	5.875	2.550	2	29.963
46	5.775	4.250	1	24.544
47	0.210	1.700	3	1.071
48	0.240	2.450	1	0.588
49	1.330	1.325	1	1.762
50	8.850	16.530	1	147.176
51	1.330	4.925	1	6.550
52	0.400	1.510	1	0.604
53	5.180	6.350	1	32.893
54	3.450	2.550	1	8.729
55	0.400	1.940	1	0.776
56	0.400	2.390	1	0.956
57	0.930	2.490	1	2.316
58	1.570	0.730	1	1.146
59	0.300	0.735	1	0.221
60	0.240	2.450	1	0.588
61	5.775	4.250	1	24.544
62	5.875	4.250	1	24.969
63	0.240	2.450	1	0.588
64	2.500	0.350	1	0.875
65	3.750	3.600	1	13.500
TOTAL SUBTRACTIONS				890.791
TOTAL REFUGE FLOOR F.A.R OF T5 (Y)				658.216
TOTAL REFUGE F.A.R OF T5 & T6 (Y*2)				1316.431?

REFUGE CARPET AREA - TOWER T5				
S.NO.	LENGTH (M)	WIDTH (W)	NOS.	AREA (SqM)
1	4.040	4.200	1	16.968
2	2.590	0.355	1	0.888
3	3.730	3.870	1	14.513
4	1.480	1.160	1	1.624
TOTAL REFUGE AREA OF T5				33.992

17TH & 26TH FLOOR REFUGE AREA

GROSS AREA (TS) = 686.37 SQ. M.

OCCUPANTS LOAD FACTOR (RESIDENTIAL) = 12.5 SQ. M./PERSON

NO. OF PERSONS (GROSS AREA OF 2 FLOORS/ OCCUPANT LOAD) = (687.87X2)/12.5 = 109.85 ≈ 110 PERSONS

REQUIRED REFUGE AREA PER FLOOR (NO. OF PERSONS)X0.3 + 0.9 (FOR EVERY 200 PERSONS) = (110 X 0.3)+ 0.9 = 33.9 SQ. M.

TOTAL REFUGE AREA REQUIRED ON (T5) (17th & 26TH FLOOR) = (33.9 X 2 FLOORS PER TOWER) SQ. M. = 67.8 SQ. M.

PROPOSED REFUGE AREA ON 17TH & 26TH FLOOR (ONLY T5) = (33.992 X 2 FLOORS PER TOWER) SQ. M. = 67.984 SQ. M.

LEGEND/ABBREVIATIONS:			
S.No.	SYMBOL	TAG	DESCRIPTION
1		D1	1150-DO FOR FRPE
2		D1	1150-DO WAIT FRPE
3		D1	1150-DO WAIT FRPE (EXISTN)
4		D1	1150 DO ANTEROOM-EXIT FRPE
5		D6	DOMESTIC WATER SUPPLY PIPE FOR 36 TO 16 FL
6		D6	DOMESTIC WATER SUPPLY PIPE FOR 15 TO 7TH FL
7		D6	DOMESTIC WATER SUPPLY PIPE FOR TOP TO 6 FL
8		D6	FLUSHING WATER SUPPLY PIPE 26 TO 16 FL
9		D6	FLUSHING WATER SUPPLY PIPE 15 TO 6 FL
10		D6	150 DO STORM WATER PIPE FOR TERRACE
11		D6	75 DO STORM WATER PIPE FOR BALCONY
12			DOMESTIC WATER RISER PIPE
13			FLUSHING WATER RISER PIPE
14		FD	FLOOR DRAIN
15		RT	FLOOR TRAP
16			150x150mm CLEANOUT
17			DRAIN FOR BALCONY
18		BFV	BUTTERFLY VALVE
19		FL	FLEXIBLE

PIPE SCHEDULE:		
S.No.	PIPE DIA	DESCRIPTION
1	40Ø	WASH BASIN TO FLOOR TRAP
2	50Ø	SINK TO FLOOR TRAP
3	50Ø	URINAL TO URINAL TRAP
4	75Ø	FLOOR DRAIN TO FLOOR TRAP
5	110-Ø	FLOOR TRAP TO VERTICAL STACK
6	110-Ø	WATER CLOSET TO VERTICAL STACK
7	110-Ø	BALCONY DRAIN TO VERTICAL STACK

NOTES:
REFER DRAWING NO. AR-T5&T6-201, 202 & 203 FOR ELEVATIONS
REFER DRAWING NO. AR-T5&T6-301 FOR SECTIONS

TOWER T6 IS THE MIRROR OF TOWER T5.

TOWER PLANS_100.dwg

A1 (1050X594)

CLIENT
Godrej Properties Ltd.
Unit No. 5, 5th Floor, Godrej One, Pirojshanagar, Vikhroli East, Mumbai - 400079

STRUCTURE CONSULTANT
Gokani Consultants & Engineers LLP
801, Quantum Tower, Ramburug Lane, Off S.V. Road, Chincholi, Malad (West), Mumbai- 400064
(Landmark- SBI Bank & HP Petrol Pump)
T: 022-28884400

ARCHITECT
Ancop Associates Pvt. Ltd.
Plot-368, Sec-32, Gurgaon-122001
Ph.: 2624300, 2624749
Montreal, Toronto, New-Delhi, Boston

PROJECT
PROPOSED LAYOUT PLAN OF GROUP HOUSING COLONY UNDER TOD OVER AN AREA MEASURING 9.5685 ACRES (99.3% RESIDENTIAL AND 0.5% COMMERCIAL) IN REVENUE ESTATE OF VILLAGE GHASCILA, TEHSIL BADSHAHPUR, SECTOR 49, GURUGRAM-GODREJ PROPERTIES LTD.
LOI NO. 147 of 2023 DATED 18.07.2023

ARCHITECT'S SIGNATURE
Ashu, Architect
Council Architect
Registration No.: CA/2007/40332

OWNER'S SIGNATURE
For Godrej Properties Ltd.
Authorised Signatory

DRAWING TITLE
TOWER T5 & T6
REFUGE FLOOR PLAN & AREA CALCULATIONS

DRAWING NO.
AR-T5&T6-105