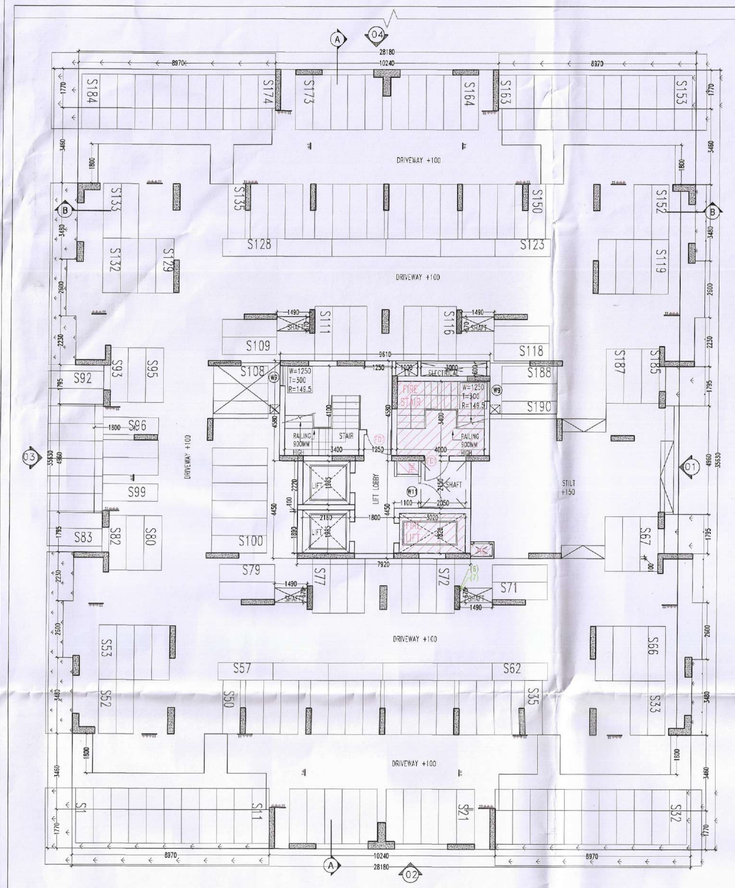

STILT/GROUND FLOOR PLAN

TOILET DETAILS ARE TYPICAL (REFER DWG NO. 16)

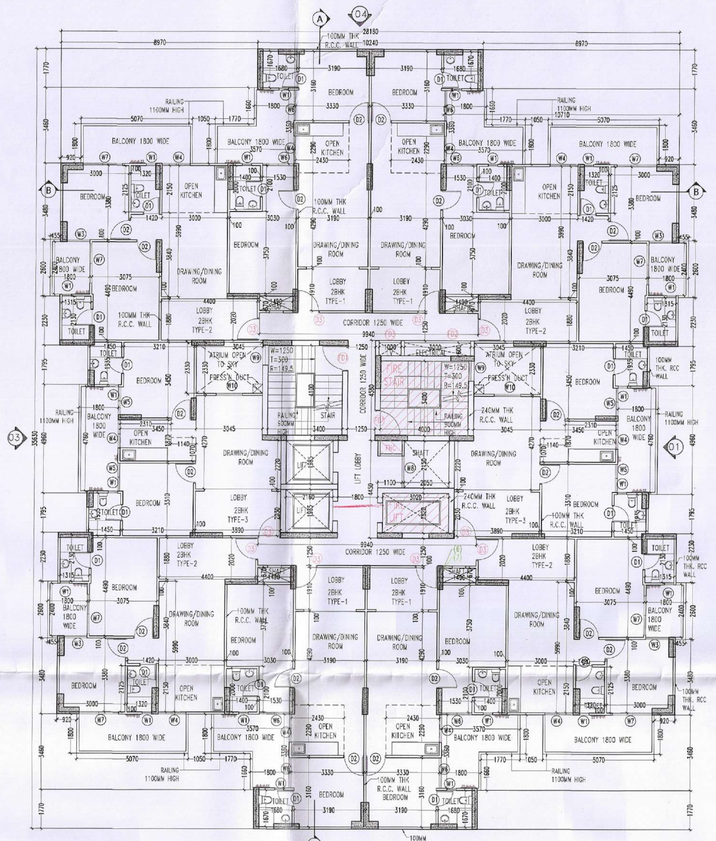

1ST-19TH FLOOR PLAN

TOILET DETAILS ARE TYPICAL (REFER DWG NO. 16)

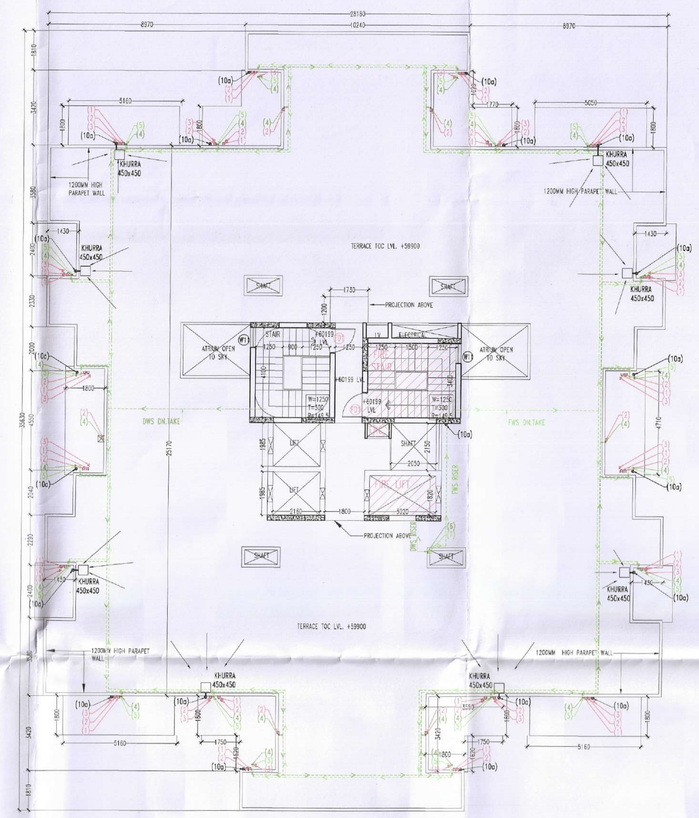

TERRACE PLAN

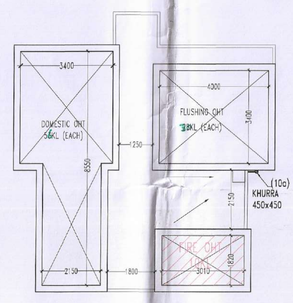

OHT PLAN

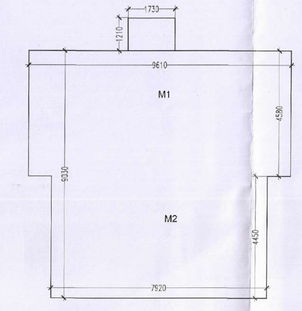

MUMTY PLAN

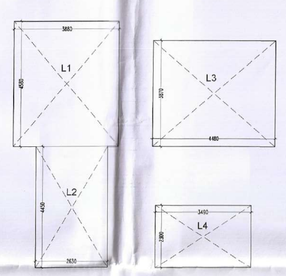

OHT AREA PLAN

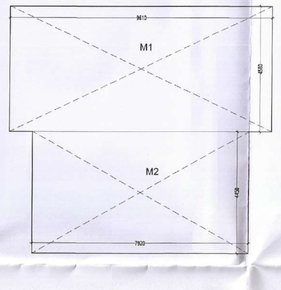

MUMTY AREA PLAN

NOTE:-

1. BUILDING HAS AUTOMATIC SPRINKLER SYSTEM WHERVER REQUIRED BY NBC.
2. BUILDING STRUCTURE WILL BE DESIGNED AS PER RELEVANT IS CODES FOR EARTH QUAKE RESISTANCE.

DOOR WINDOW SCHEDULE

TYPE	WIDTH	HEIGHT	CILL	UNTEL	DESCRIPTION
D1	750	2100	±0	2100	
D2	900	2100	±0	2100	
D3	1000	2100	±0	2100	DB OR DUEL DOR
D4	1200	2100	±0	2100	
W1	420	900	+1200	2100	
W2	1145	1200	+900	2100	
W3	1045	2100	±0	2100	GLASS DOOR
W4	1270	2100	±0	2100	SLIDING DOOR
W5	1275	2100	±0	2100	SLIDING DOOR
W6	1350	2100	±0	2100	SLIDING DOOR
W7	1800	2100	±0	2100	SLIDING DOOR
W8	1450	1200	900	2100	
W9	900	1200	900	2100	
W10	1200	1200	900	2100	
W11	1450	2100	±0	2100	GLASS DOOR
FD1	1350	2100	±0	2100	DH OR WCI DOR
FD2	3000	2000	100	2100	DB OR WCI DOR
FD3	1000	2000	100	2100	DB OR WCI DOR

LEGEND FOR PLUMBING PIPE

(1)	110M UPVC SOIL & VENT PIPE
(2)	110M UPVC WASTE & VENT PIPE
(3)	40M UPVC WASTE DISCHARGE PIPE
(4)	COLD WATER SUPPLY
(5)	FLUSHING WATER SUPPLY
(6)	COLD WATER RISER PIPE UP
(10a)	110M UPVC RAIN WATER PIPE
FD	FLOOR DRAIN 110x75mm
T	FLOOR TRAP (W TRAP) 110x110mm (ONE TYPE 150mm Seal)
WC	WC TRAP ("S" TRAP) 110x110mm (50mm Seal)
FT	FLOATING TRAP
W.C	OUTLET SIZE 100mmX100mm
CWS	COLD WATER SUPPLY
FWS	FLUSHING WATER SUPPLY
SHR	SHAUR
(C)	OUTLET

NOTE:- 1. (T) TO (T) 40M WASTE PIPE
2. WASHBASIN (S) 1" 40M WASTE PIPE
3. KITCHEN SINK (BOWL TYPE) 40M WASTE PIPE

(4)	DWS DN.TAKE
(5)	FWS DN.TAKE
(6)	DWS RISER
(7)	FWS RISER
(10c)	XWP KHURRA

OHT TANK AREA CALCULATION (TOWER-T1,T2,T3,T4,T5,T6)

NAME	SHAPE	NO.	SIZE MM	SIZE MM	AREA (SQ.MT)
L1	RECTANGLE	1	3860	4580	17.77
L2	RECTANGLE	1	2630	4450	11.70
L3	RECTANGLE	1	4460	3870	17.34
L4	RECTANGLE	1	3460	2300	8.03
	TOTAL				54.84

MUMTY AREA CALCULATION (TOWER-T1,T2,T3,T4,T5,T6)

NAME	SHAPE	NO.	SIZE MM	SIZE MM	AREA (SQ.MT)
M1	RECTANGLE	1	9610	4580	44.01
M2	RECTANGLE	1	7920	4450	35.24
TOTAL					79.25

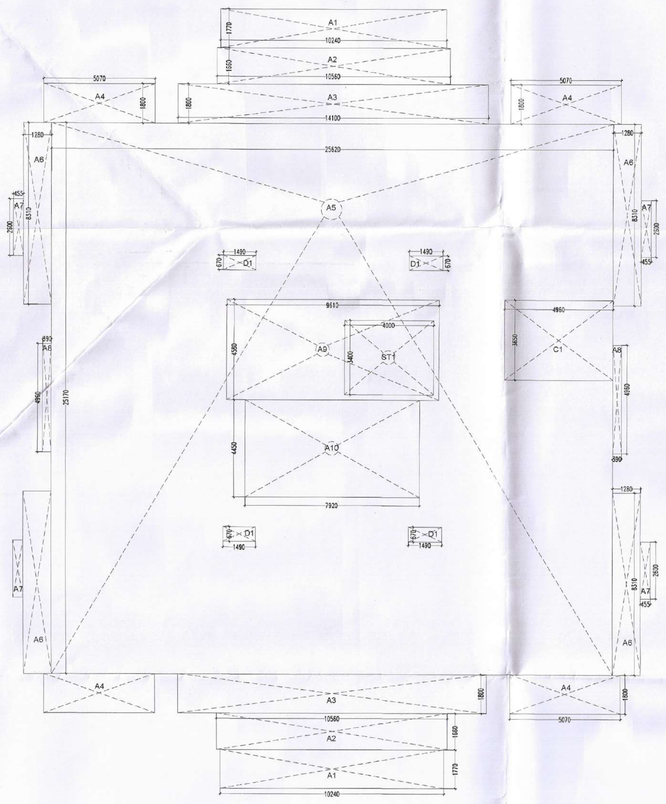

GROUND FLOOR - AREA PLAN

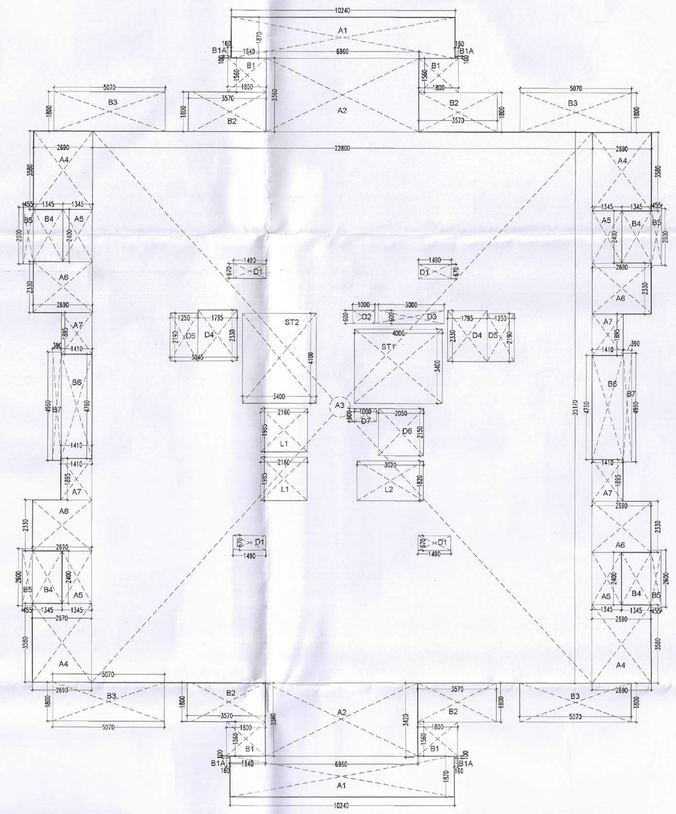

1ST-19TH FLOOR - AREA PLAN

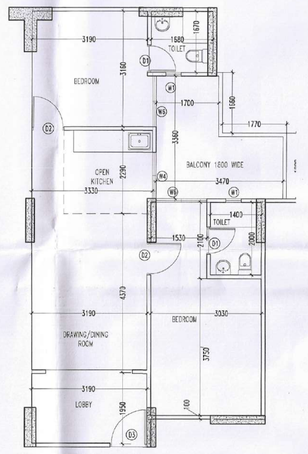

UNIT-2BHK TYPE-1 PLAN
SCALE : 1:75

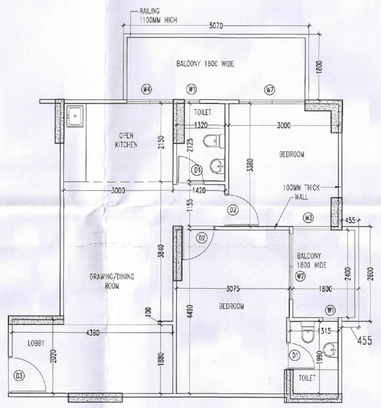

UNIT-2BHK TYPE-2 PLAN
SCALE : 1:75

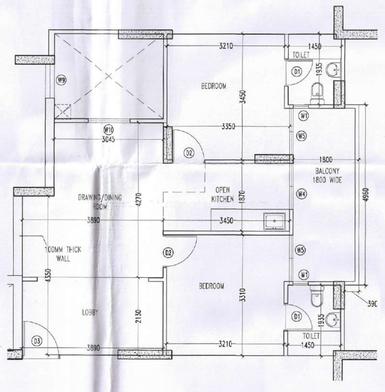

UNIT-2BHK TYPE-3 PLAN
SCALE : 1:75

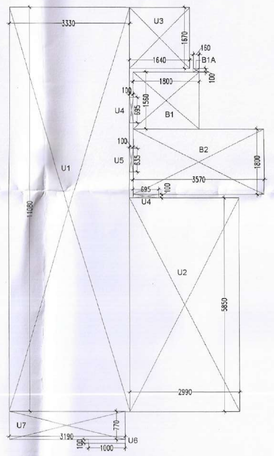

AREA PLAN UNIT-2BHK TYPE-1
SCALE : 1:75

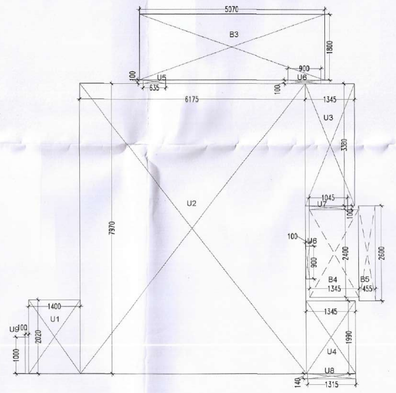

AREA PLAN UNIT-2BHK TYPE-2
SCALE : 1:75

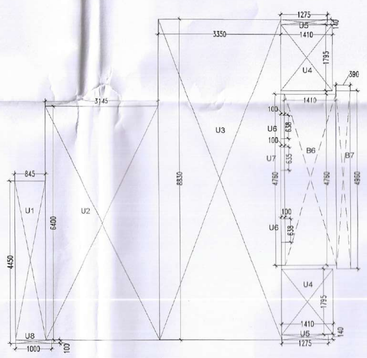

AREA PLAN UNIT-2BHK TYPE-3
SCALE : 1:75

STILT/GROUND FLOOR - RESIDENTIAL FAR CALCULATION

NAME	SHAPE	NO.	SIZE MM	SIZE MM	AREA (SQ.MT)
A	LIFT LOBBY				
A9	RECTANGLE	1	9610	4580	44.01
A10	RECTANGLE	1	7920	4450	35.24
D1	RECTANGLE	4	1490	670	3.99
				TOTAL	83.24
B	DEDUCTION				
ST1	RECTANGLE	-1	4000	3400	-13.60
				TOTAL	-13.60
				TOTAL (A+B)	69.64

STILT/GROUND FLOOR - PARKING NON FAR CALCULATION

NAME	SHAPE	NO.	SIZE MM	SIZE MM	AREA (SQ.MT)
A	STILT PARKING				
A1	RECTANGLE	2	10240	1770	36.25
A2	RECTANGLE	2	10560	1680	35.28
A3	RECTANGLE	2	14100	1800	50.76
A4	RECTANGLE	4	5070	1800	36.50
A5	RECTANGLE	1	25820	25170	644.86
A6	RECTANGLE	4	1280	8310	42.55
A7	RECTANGLE	4	455	2600	4.73
A8	RECTANGLE	2	390	4960	3.87
				TOTAL	854.58
B	DEDUCTION				
A9	RECTANGLE	-1	9610	4580	-44.01
A10	RECTANGLE	-1	7920	4450	-35.24
D1	RECTANGLE	-4	1490	670	-3.99
				TOTAL	-83.24
				TOTAL(A+B)	771.34
C	FIRE STAIRCASE				
ST1	RECTANGLE	1	4000	3400	13.60
				TOTAL	13.60
				TOTAL(A+C)	784.94

TYPICAL FLOOR - FAR CALCULATION

NAME	SHAPE	NO.	SIZE MM	SIZE MM	AREA (SQ.MT)
A1	RECTANGLE	2	10240	1770	36.30
A2	RECTANGLE	2	8960	2360	42.77
A3	RECTANGLE	1	22800	25170	573.88
A4	RECTANGLE	4	2600	3580	36.52
A5	RECTANGLE	4	1345	2400	12.91
A9	RECTANGLE	4	2690	2330	25.07
A7	RECTANGLE	4	1410	1860	10.69
				TOTAL	746.14
B	DEDUCTION				
D1	RECTANGLE	-4	1490	670	-3.99
D2	RECTANGLE	-1	1000	600	-0.60
D3	RECTANGLE	-1	3000	600	-1.80
D4	RECTANGLE	-2	1795	2330	-8.36
D5	RECTANGLE	-2	1250	2190	-5.48
D6	RECTANGLE	-1	2000	2150	-4.41
D7	RECTANGLE	-1	1000	600	-0.60
L1	RECTANGLE	-2	2160	1985	-8.58
L2	RECTANGLE	-1	3020	1820	-5.50
ST1	RECTANGLE	-1	4000	3400	-13.60
ST2	RECTANGLE	-1	5200	2700	-13.94
				TOTAL DEDUCTION	-66.86
				TOTAL(A+B)	679.28

TYPICAL FLOOR - NON FAR CALCULATION

NAME	SHAPE	NO.	SIZE MM	SIZE MM	AREA (SQ.MT)
A	STAIRCASE				
ST1	RECTANGLE	1	4000	3400	13.60
ST2	RECTANGLE	1	3400	4100	13.94
				TOTAL	27.54
B	BALCONY				
B1	RECTANGLE	4	1800	1550	11.24
B1A	RECTANGLE	4	160	100	0.08
B2	RECTANGLE	4	3570	1800	25.72
B3	RECTANGLE	4	5070	1800	36.52
B4	RECTANGLE	4	1345	2400	12.92
B5	RECTANGLE	4	455	2600	4.72
B6	RECTANGLE	2	1410	4760	13.42
B7	RECTANGLE	2	390	4960	3.86
				TOTAL	108.48
				TOTAL(A+B)	136.02

CARPET AREA UNIT TYPE -1

TAG	SHAPE	NO.	SIZE MM	SIZE MM	AREA (SQ.MT)
U1	RECTANGLE	1	3330	1100	3.66
U2	RECTANGLE	1	2990	5850	17.49
U3	RECTANGLE	1	1640	1670	2.74
U4	RECTANGLE	2	1100	695	0.14
U5	RECTANGLE	1	100	635	0.06
U6	RECTANGLE	1	100	1000	0.10
U7	RECTANGLE	1	3190	770	2.46
				TOTAL	26.65

BALCONY AREA UNIT TYPE -1

TAG	SHAPE	NO.	SIZE MM	SIZE MM	AREA (SQ.MT)
B1	RECTANGLE	1	1800	1550	2.81
B1A	RECTANGLE	1	160	100	0.02
B2	RECTANGLE	1	3570	1800	6.43
	TOTAL				9.26

CARPET AREA UNIT TYPE -2

TAG	SHAPE	NO.	SIZE MM	SIZE MM	AREA (SQ.MT)
U1	RECTANGLE	1	1400	2020	2.83
U2	RECTANGLE	1	6175	7670	47.35
U3	RECTANGLE	1	1345	3380	4.55
U4	RECTANGLE	1	1345	1990	2.68
U5	RECTANGLE	1	100	635	0.06
U6	RECTANGLE	2	100	900	0.18
U7	RECTANGLE	1	100	1045	0.10
U8	RECTANGLE	1	140	1315	0.18
U9	RECTANGLE	1	100	1000	0.10
	TOTAL				58.03

BALCONY AREA UNIT TYPE -2

TAG	SHAPE	NO.	SIZE MM	SIZE MM	AREA (SQ.MT)
B3	RECTANGLE	1	5070	1800	9.13
B4	RECTANGLE	1	1345	2400	3.23
B5	RECTANGLE	1	455	2600	1.18
	TOTAL				13.54

CARPET AREA UNIT TYPE -3

TAG	SHAPE	NO.	SIZE MM	SIZE MM	AREA (SQ.MT)
U1	RECTANGLE	1	845	4450	3.76
U2	RECTANGLE	1	3145	6400	20.13
U3	RECTANGLE	1	3350	8830	29.58
U4	RECTANGLE	2	1410	1795	5.06
U5	RECTANGLE	2	1275	140	0.36
U6	RECTANGLE	2	100	938	0.13
U7	RECTANGLE	1	100	635	0.06
U8	RECTANGLE	1	1000	100	0.10
	TOTAL				59.18

BALCONY AREA UNIT TYPE -3

TAG	SHAPE	NO.	SIZE MM	SIZE MM	AREA (SQ.MT)
B6	RECTANGLE	1	1410	4760	6.71
B7	RECTANGLE	1	390	4960	1.93
	TOTAL				8.64

DDA(HQ)
Member
BPAC

SANCTIONED
TO BE READ WITH THIS OFFICE
MEMO NO.:
DATED :

S.T.P.(HQ)
Member Secretary
B.P.A.C.

S.T.P.(HQ)
Chairman
B.P.A.C.

DTP(HQ)

Consultant
Architect

ATP(HQ)

JD.

P.A

ATP

Ram Avtar Bassi
JD(HQ)

PROJECT:
AFFORDABLE GROUP HOUSING COLONY, AREA MEASURING 8.76875 ACRE (LICENSE NO 133 OF 2023 DATED 26/06/2023) IN REVENUE ESTATE VILLAGE SOHNA, SECTOR- 4, TEHSIL SOHNA, GURUGRAM BEING DEVELOPED BY M/S SRIFLEX PROJECTS PVT. LTD.

OWNER:
SRIFLEX PROJECTS PVT. LTD.
BASEMENT-F, KNOT CITY MART,
SECTOR-49, SOHNA ROAD
GURUGRAM-122018

OWNER'S SIGNATURE:
For SRIFLEX PROJECTS PVT. LTD.
Director/Authorised Signatory

ARCHITECT'S SIGNATURE:
ROHIT JAIN
Regn No. CA/2001/14224

Checked and found ok for Public Health
Sanitary Services only subject to
Building letter No. 24291 9 TOWER-T1,T2, T3 & T6

ROHIT JAIN
Regn No. CA/2001/14224

DRAWING TITLE:
FLOOR PLANS & AREA DETAIL

Superintending Engineer (HQ)
for Chief Engineer-I
HSVP, Panchkula

ARCHITECTS:
VASTUKRITI
ARCHITECTURE & PLANNING
B-4/25, 2nd Floor, SAFDARJUNG ENCLAVE, NEW DELHI-110029
email: vastukriti@vastukriti.com
Telefax: 91-11-26161216

DATE:	02.09.2023	DRG. NO.:
SCALE:	1:125 @ A0	07
DEALT	NEHA	