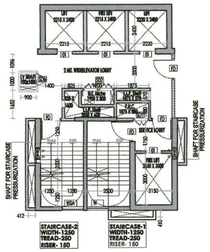

TYPICAL DETAIL-1
PART PLAN OF LIFT LOBBY

TYPICAL DETAIL-2
FOR EXHAUST FAN ROOM

DETAIL-A2

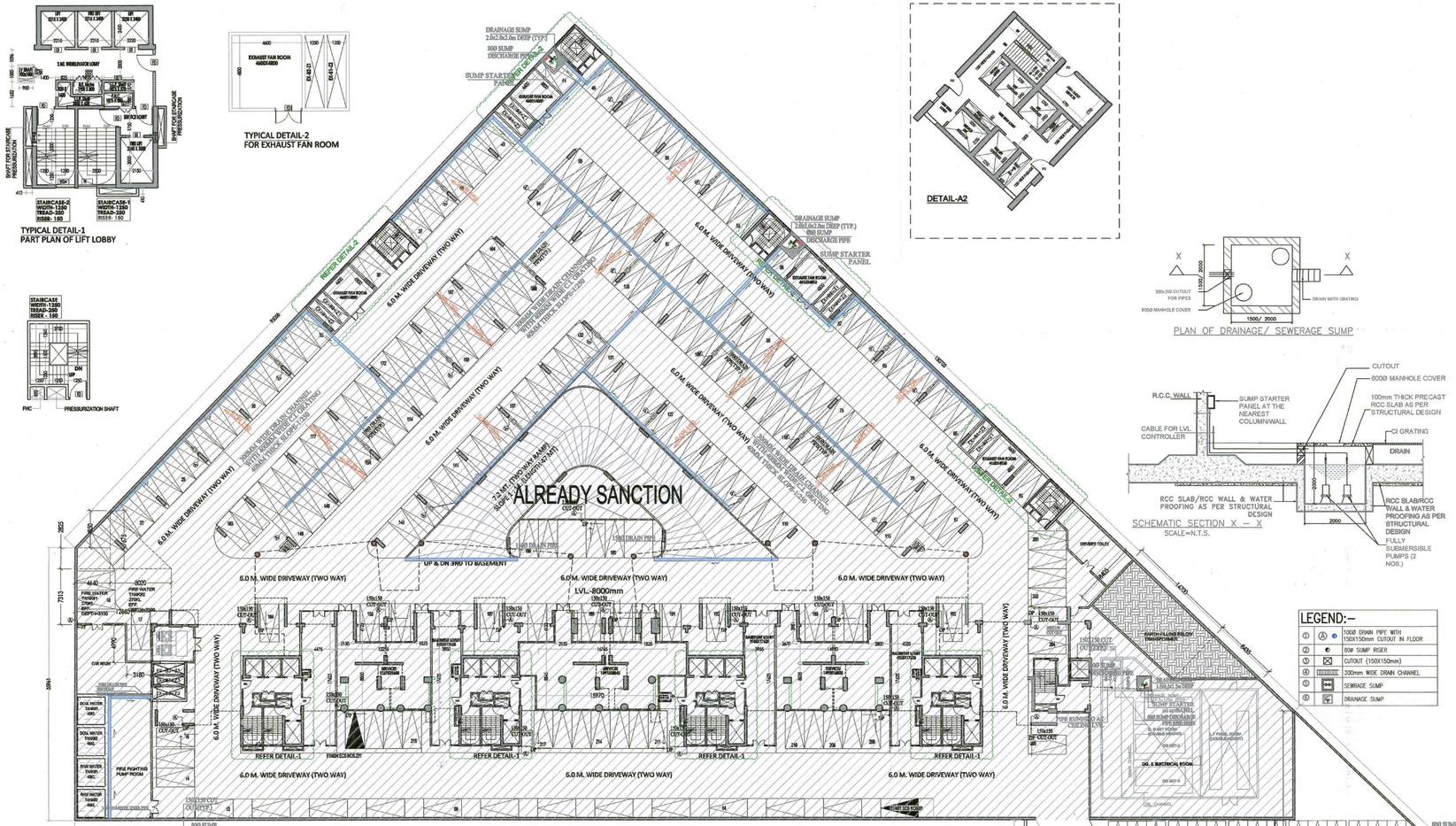

BASEMENT-02 PLAN

PLAN OF DRAINAGE/ SEWERAGE SUMP

SCHEMATIC SECTION X – X
SCALE=N.T.S.

LEGEND:–	
①	100Ø DRAIN PIPE WITH 150X150mm CUTOUT IN FLOOR
②	80Ø SUMP RISER
③	CUTOUT (150X150mm)
④	300mm WIDE DRAIN CHANNEL
⑤	SEWRAGE SUMP
⑥	DRAINAGE SUMP

BASEMENT-02 PROPOSED PARKING

ALREADY SANCTION PARKING = 221 nos.

PROPOSED PARKING = 104 nos.

TOTAL PARKING = 325 nos.

R.C.C. & T Already APPROVED HSVKL

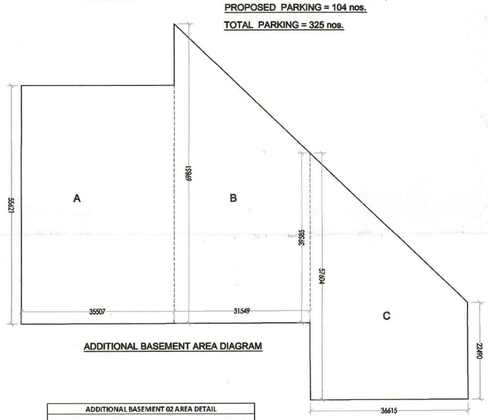

ADDITIONAL BASEMENT AREA DIAGRAM

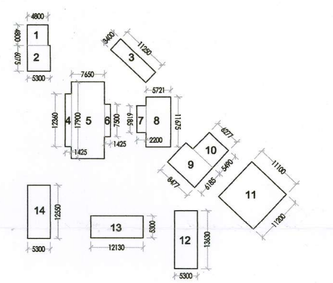

ADDITIONAL BASEMENT 02 AREA UNDER SERVICES AREA DIAGRAM

ADDITIONAL BASEMENT 02 AREA DETAIL					
S.N.O.	NO.	PREFIX	BREATH	LENGTH	AREA
A	1	1	35.507	55.621	1,974.935
B	1	(69.851+39.585)/2		31.549	1,726.258
C	1	(57.6044+22.490)/2		36.615	1,466.321
TOTAL ADDITION					5,167.554
TOTAL BASEMENT AREA					5,167.554

ADDITIONAL BASEMENT 02 AREA UNDER SERVICES					
S.N.O.	NO.	PREFIX	BREATH	LENGTH	AREA
1	1	1	4.800	4.800	23.040
2	1	1	6.075	5.300	32.198
3	1	1	3.400	11.250	38.250
4	1	1	1.425	12.360	17.613
5	1	1	7.650	17.900	136.935
6	1	1	1.425	7.500	10.688
7	1	1	2.200	6.185	13.607
8	1	1	5.721	11.675	66.793
9	1	1	8.477	6.185	52.430
10	1	1	5.490	6.277	34.461
11	1	1	11.100	11.300	124.320
12	1	1	5.300	13.630	72.239
13	1	1	12.130	5.300	64.289
14	1	1	5.300	12.550	66.515
TOTAL ADDITION					753.377
TOTAL BASEMENT 02 AREA					753.377

TOTAL BASEMENT 02 AREA					
S.N.O.	NO.	PREFIX	BREATH	LENGTH	AREA
ALREADY SANCTION BASEMENT 02 AREA					10,075.437
ADDITIONAL BASEMENT 02 AREA					5,167.554
TOTAL ADDITION					15,246.991
TOTAL BASEMENT AREA					**15,246.991**

TOTAL BASEMENT 02 AREA UNDER SERVICES					
S.N.O.	NO.	PREFIX	BREATH	LENGTH	AREA
ALREADY SANCTION B-2 AREA UNDER SERVICES					2,975.248
ADDITIONAL B-2 AREA UNDER SERVICES					753.377
TOTAL ADDITION					3,728.625
TOTAL BASEMENT 02 AREA UNDER SERVICES					**3,728.625**

TOTAL BASEMENT 02 AREA (USED FOR PARKING/ECS)					
S.N.O.	NO.	PREFIX	BREATH	LENGTH	AREA
TOTAL BASEMENT 02 AREA					15,246.991
TOTAL ADDITION					15,246.991
SUBTRACTION					
TOTAL BASEMENT 02 AREA UNDER SERVICES					3,728.625
TOTAL SUBTRACTION					3,728.625
TOTAL BASEMENT 02 AREA USED FOR PARKING					**11,518.366**

11518.366 / 32 = 359.948 ECS

is a "PROVISIONAL BUILDING PLAN"
proved only for the purpose of inviting
bjections from the general p

TO BE READ WITH THIS OFFICE MEMO NO.:
DATED :

STP(HQ) Member Secretary BPAC

STP(HQ) Member BPAC

DTP (HQ)

Consultant Architect

J.D.

R.A.

A.T.P.

ATP(HQ)

(Dinesh Kumar) PA(HQ)

DDA (HQ) Member BPAC

ALREADY SANCTION AREA					
BASEMENT B2 AREA					
S.N.O.	NO.	PREFIX	BREATH	LENGTH	AREA
BASEMENT AREA OF B1					10,238.439
SUBTRACTIONS					
A	1	1	14.700	8.405	123.554
B	1	1	8.405	8.435	35.448
TOTAL SUBTRACTION					159.002
TOTAL AREA OF BASEMENT B2					**10,079.437**

BASEMENT B2AREA(USED FOR PARKING/ECS)					
TOTAL BASEMENT AREA OF B2					**10,079.437**
SUBTRACTIONS					
BASEMENT 01 AREA UNDER SERVICES					**3,181.917**
SUBTRACTIONS					
A	1	1	3.180	4.990	15.868
B	1	1	12.660	7.313	92.583
C	1	1	4.640	2.825	13.108
D	1	0.5	8.020	7.675	30.777
E	1	0.5	4.640	4.850	11.252
F	1	1	5.595	15.400	43.082
TOTAL SUBTRACTIONS					206.669
TOTAL BASEMENT 02 AREA UNDER SERVICES					2,975.248
TOTAL AREA USED FOR B2 BASEMENT PARKING					**7,104.189**

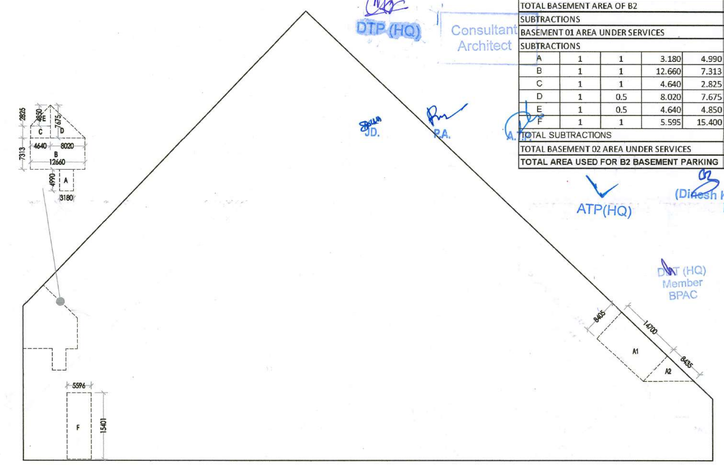

BASEMENT-B2 AREA CHART

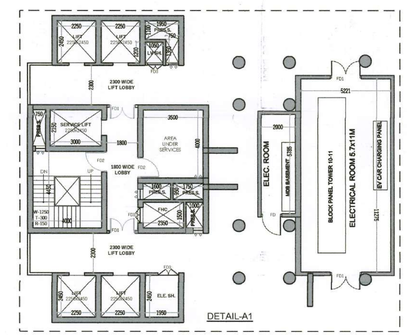

DETAIL-A1

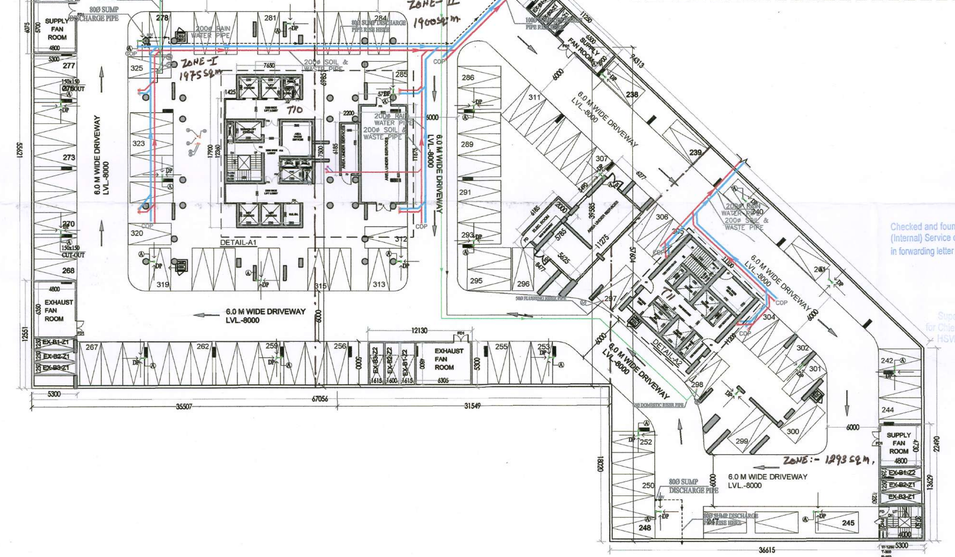

Checked and found ok for Public Health (Internal) Service only subject to comments in in forwarding letter No. 25/2/13 DW 3rd/11

Superintending Engineer (HQ) for Chief Engineer for HSVP, Panchkula

NOTES:-
- FD,FD1,FD2, ARE 2HR FIRE RATED
- ALL INTERNAL AND EXTERNAL WALLS ARE R.C.C.

STRUCTURAL MEMBER

NON STRUCTURAL MEMBER

- ALL INTERNAL WALLS ARE OF 100MM AND EXTERNAL WALLS 150MM NON STRUCTURAL.
- W.C. ARE ARTIFICIALLY LIT AND MECHANICALLY VENTILATED.
- BASEMENT IS FULLY FIRE SPRINKLERED & MECHANICALLY VENTILATED AND ARTIFICIALLY LIT.

ARCHITECT:
VIKAS AHLAWAT ARCHITECTS
ARCHITECTURE, INTERIOR & PLANNING
Unit.No.303,Ninex Time Center, Sunctity,Sector.-94,Golf Course Road,Gurgaon
O.:- 0124-4284293 M:- 0-8699158486 Mail :- ar.vikas.ahlawat@gmail.com

MEP CONSULTANT:
SANELAC CONSULTANTS PVT LTD.
C-64/2, Okhla Industrial Area, Phase II, New Delhi, Delhi 110020.
Tel. 011 40503959

STRUCTURAL CONSULTANT:
VITINTECH CONSULTANTS
CONSULTANT ENGINEERS & PROJECT MANAGERS
C-35, Pamposh Enclave, Great Kailash-I, New Delhi-1100 48.
Tel. 43141516, Fax. 26296767 Email :-vitech@vitintechconsultants.com

CLIENT:
WHITELAND
M/s. Whiteland Corporation Private Limited.

DESIGN CONSULTANT :
Architect Hafeez Contractor
29 Bank Street, Fort, Mumbai 400 023 Tel : 2266 1920

PROJECT:- REVISED AND ADDITIONAL
PROPOSED BUILDING PLAN FOR AN AREA MEASURING 2.3159 Acres (LICENCE NO. 172 OF 2023 DATED 25-08-2023) IN ALREADY LICENCE GRANTED FOR GROUP HOUSING COLONY FOR AN AREA MEASURING 5.785 ACRES UNDER TOD POLICY DATED 09.02.2016 (LICENCE N0. 92 OF 2022 DATED 12.07.2022) AND 6.175 ACRES (BEYOND TOD ZONE) (LICENCE N0. 91 0F 2022 DATED 12.07.2022) TOTAL AREA MEASURING 14.2759 Acres IN SECTOR- 76, GURUGRAM BEING DEVELOPED BY WHITELAND CORPORATION PVT. LTD.

OWNERS SIGNATURE:- | ARCHITECT SIGNATURE:-

Whiteland Corporation Pvt. Ltd.
Authorised Signatory

Ar. VIKAS AHLAWAT
CA/2013/59929

DRAWING TITLE :
BASEMENT O2 PLAN & AREA CAL.
TOWER-01,02,03,04,10&11

DATE:-

SCALE:-

N

SHEET NO.