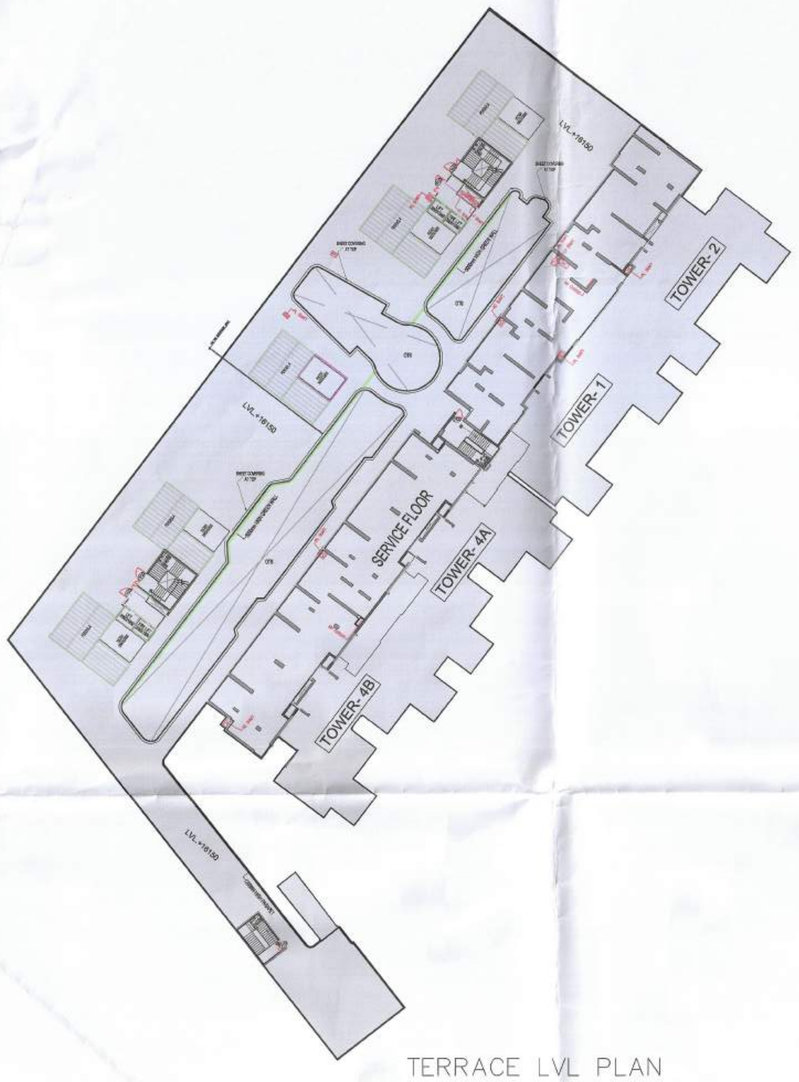

TERRACE LVL PLAN

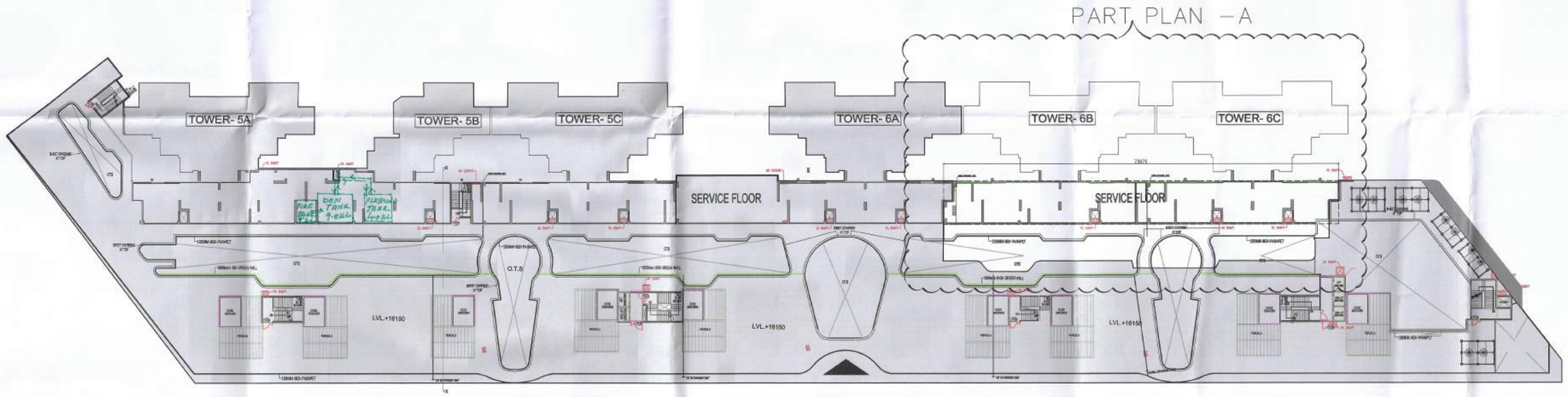

SCHEDULE OF OPENINGS				
TYPE	WIDTH	HEIGHT	SILL HT.	LINTEL
GL	G L A Z I N G			
GL/D	3200	3850	–	3850
D1	1000	2100	–	2100
D2	750	2100	–	2100
D3	1200	2100	–	2100
GD	1500	2100	–	2100
FCD	2000	2100	–	2100

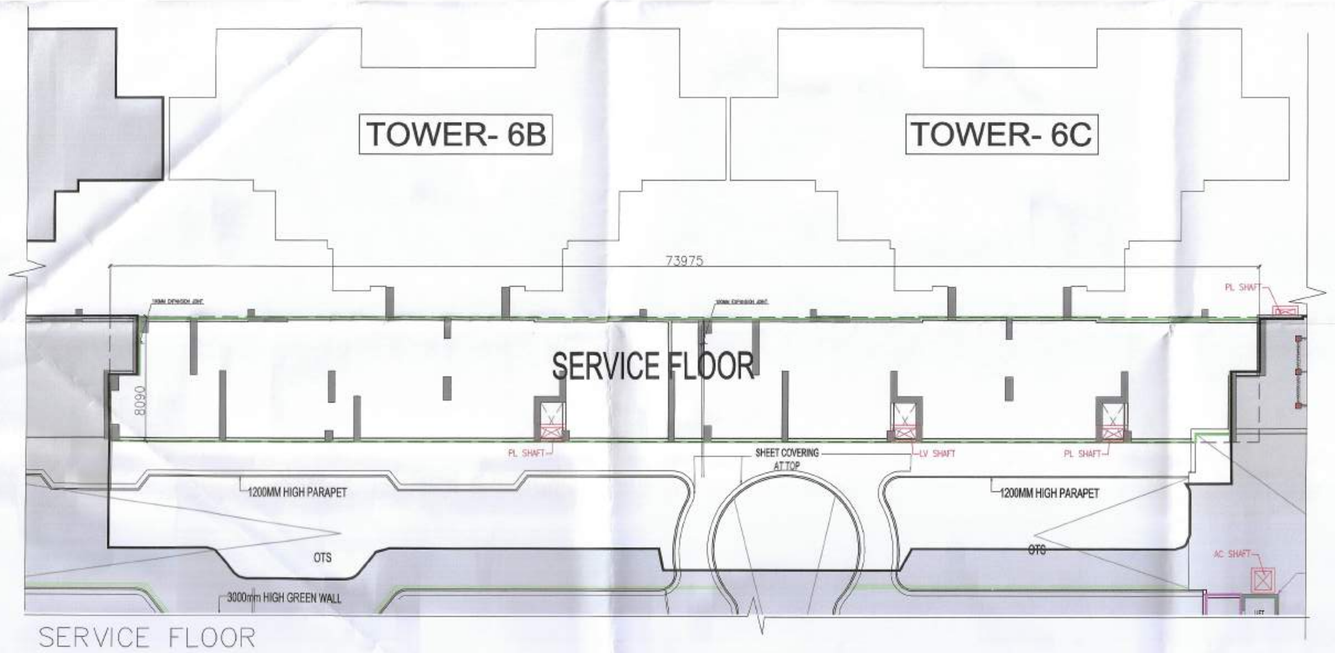

SERVICE FLOOR
(PART PLAN A)

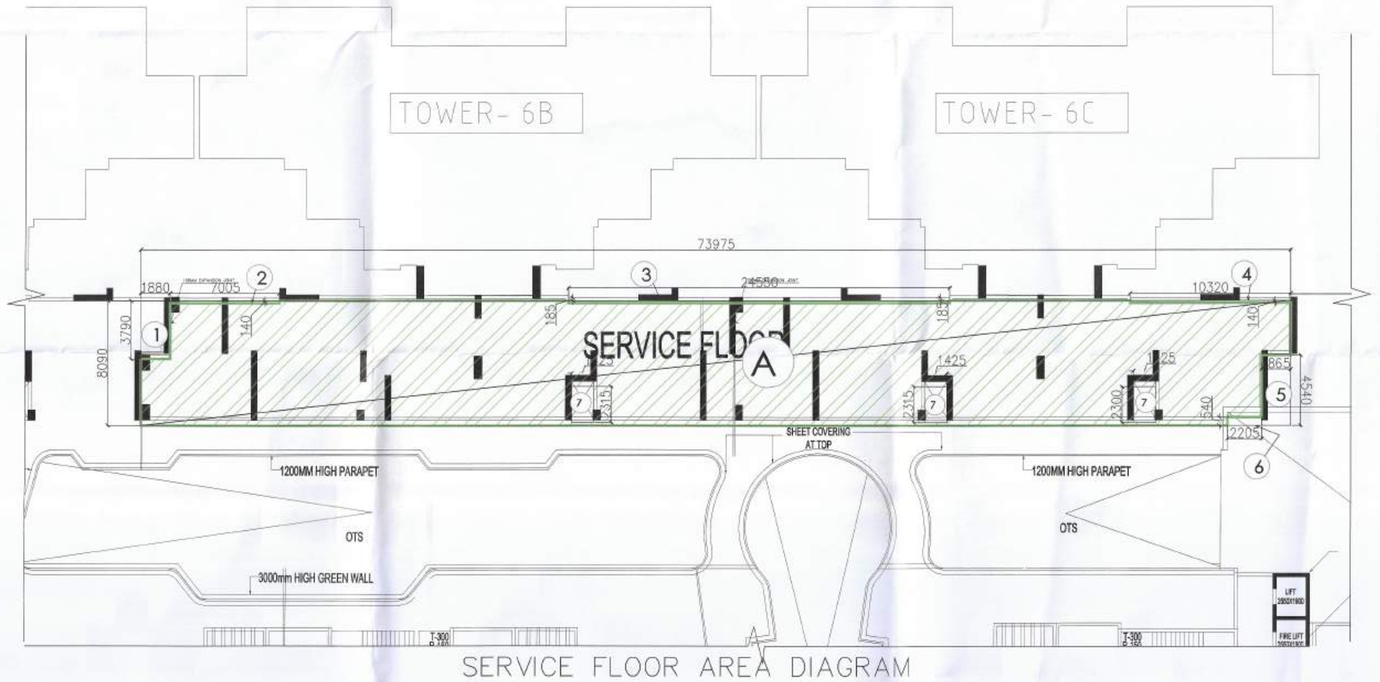

SERVICE FLOOR AREA DIAGRAM

NON FAR AREA AT TERRACE / SERVICE FLOOR LVL (All Distances are in Meter & Areas in Sqm)				
NON FAR AT SERVICE FLOOR LVL (NS)				
ADDITIONS				
ITEM	NO.S	LENGTH (MTR.)	WIDTH (MTR.)	AREA(SQ.MT.) = NO.X LENGTH X WIDTH
A	1	73.975	8.090	598.458
			TOTAL(P) =	598.458
DEDUCTION				
1	1	1.880	3.790	7.125
2	1	7.005	0.140	0.981
3	1	24.550	0.140	3.437
4	1	10.320	0.140	1.445
5	1	1.865	4.540	8.467
6	1	2.205	0.540	1.191
7	3	1.425	2.300	9.833
			TOTAL(Q) =	32.478
NON FAR AT SERVICE FLOOR LVL (NS) = (P-Q)				565.980

TOTAL COMMERCIAL AREA SUMMARY (All Distances are in Meter & Areas in Sqm)			
FLOORS	TOTAL FAR AREA	TOTAL NON FAR AREA	TOTAL SERVICE AREA
LOWER GROUND FLOOR	703.795	0.000	0.000
GROUND FLOOR	659.526	0.000	22.215
1ST FLOOR	669.562	0.000	22.215
2ND FLOOR	595.796	0.000	22.215
SERVICE FLOOR	0.000	565.980	0.000
	2628.679	565.980	66.645
SUMMARY			
FAR AREA	2628.679	Sqm	
NON FAR AREA	565.980	Sqm	
SERVICE AREA	66.645	Sqm	
TOTAL GROUND COVERAGE	681.741	Sqm	

Key Plan



This is a " PROVISIONAL BUILDING PLAN " approved only for the purpose of inviting objections from the general public

S.T.P (HQ) Master Secretary B.P.A.C. | S.T.P (G) Member B.P.A.C. | S.T.P (Hr.) Chairman B.P.A.C. | DTP (HQ) | Consultant Architect | ATP(HQ)

TO BE READ WITH THIS OFFICE MEMO NO.: 845 DATED: 8/01/2024

Varinder Kumar AD(HQ)

LEGEND

- SERVICE AREA
- FAR AREA
- NON FAR AREA
- ALREADY SANCTION PHASE-2

LEGEND FOR PLUMBING

SV	110 OD SWR uPVC SOIL & VENT PIPE
WV	110 OD SWR uPVC WASTE & VENT PIPE
CWS	COLD WATER SUPPLY PIPE
HWS	HOT WATER SUPPLY PIPE
CWR	COLD WATER RISING MAIN
HWR	HOT WATER RISING MAIN
RWP	110 OD uPVC RAIN WATER PIPE (DOWNCOMER)

PLUMBING NOTE:-
* VENT TO FLOOR TRAP 63 OD uPVC SOIL PIPE.
* WASH BASIN TO FLOOR TRAP 50 OD uPVC WASTE PIPE.
* FLOOR DRAIN TO FLOOR TRAP 63 OD uPVC WASTE PIPE.
* FLOOR TRAP TO VERTICAL WASTE SINCK 110 OD WASTE PIPE.
* W.C TO VERTICAL SOIL STACK 110 OD SOIL PIPE.

OWNER,S NAME :
Vibrant infratech Pvt. Ltd & others in collaboration with Union Buildmart Pvt. Ltd

Architect:

GIAN P. MATHUR AND ASSOCIATES (P) LTD.
C - 55, East Of Kailash, New Delhi-110065
T : 011-46599599 / F 011-46599512
E : info@gpmindia.com / W : www.gpmindia.com

Project Title:
Proposed building plans for phase -3 (Tower-6B & 6C) and Revised Building plans for basement submitting herewith for setting up of a Group Housing Colony under Mixed land use in TOD Zone for an area measuring 15.0625 acres (15.03125+0.03125) (86 % GH component and 14% commercial component) (350 FAR) (License No. 106 of 2021 dated 16.12.2021 for an area measuring 15.03125 acres) and (License No. 214 of 2023 dated 20.10.2023 for an area measuring 0.03125 acre) in revenue estate of chauma, sector-113, Gurugram Manesar Urban Complex being developed by M/s Union Buildmart Pvt.Ltd.

Status: SUBMISSION DRAWING

Sheet Title: COMMERCIAL TERRACE LVL PLAN & AREA DETAIL

Checked and found ok for Public Health (Internal) Service only subject to comments in forwarding letter No. 38966 Dt. 6/9/23

Owner's Sign: Union Buildmart Pvt. Ltd. Authorised Signatory

Architect's Sign: GIAN P. MATHUR ARCHITECT B. Arch., M.C.A., I.I.A CA No. 80/5769

SCALE: 1: 400

DATE:

DWG. No. SD/AR/M3M-113/COMM/105