SANCTIONED
TO BE READ WITH THIS OFFICE
MEMO NO.:
DATED :

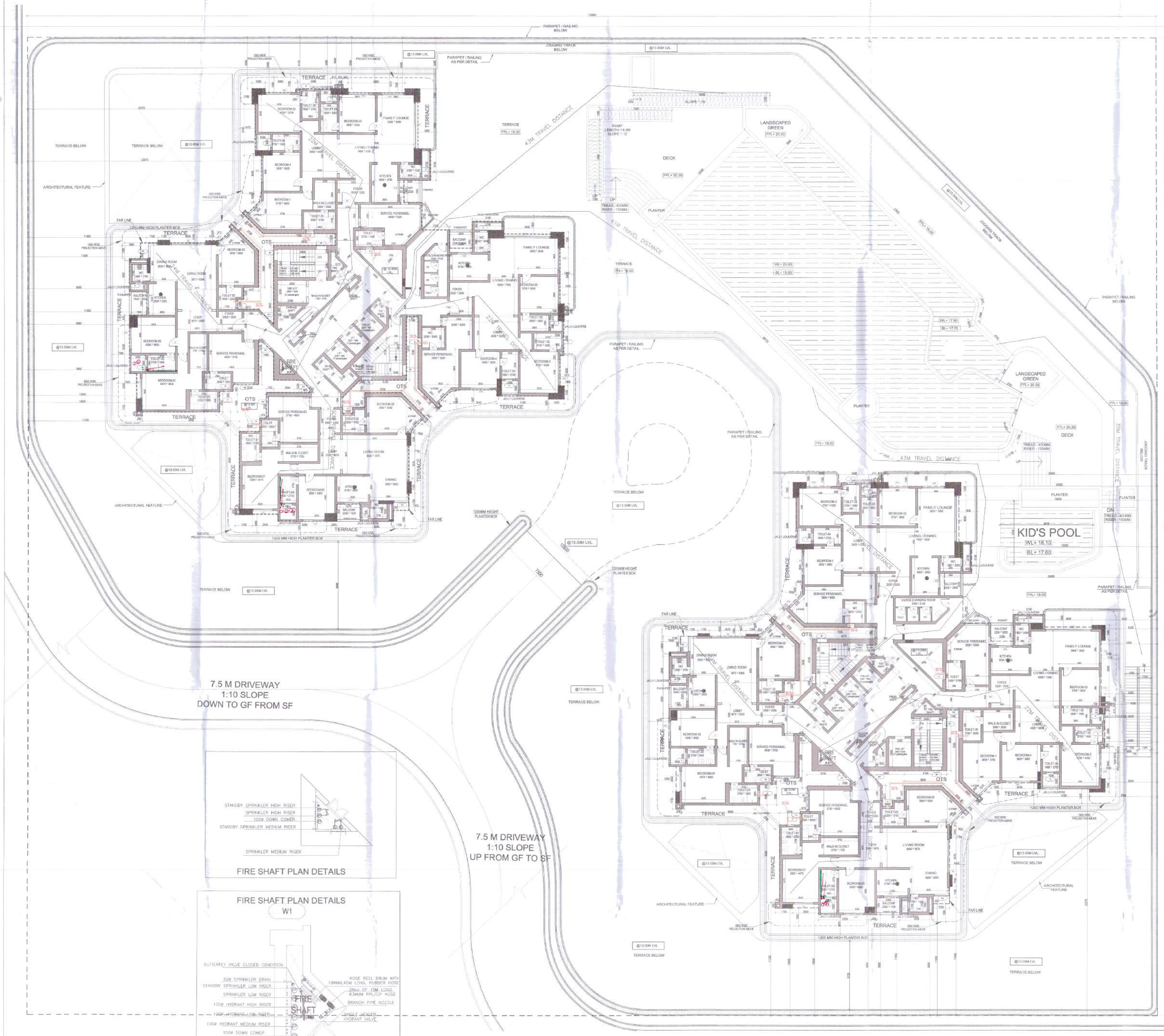

01 THIRD FLOOR PLAN
SCALE
TOILET DETAIL (TYPICAL)

FIRE SHAFT PLAN DETAILS

FIRE SHAFT PLAN DETAILS

DOOR SCHEDULE

TYPE	WIDTH	HEIGHT	LINTEL	DISCRIPTION
MD	1300	2450	2450	FLAT MAIN DOOR
D	910	2450	2450	BEDROOM DOOR
D1	810	2450	2450	TOILET DOOR
D2	810	2450	2450	SERVICE PERSONNEL MAIN DOOR
D3	950	2450	2450	FIRE RATED DOOR
SD	5000	2450	2450	SLIDING DOOR
SD1	4700	2450	2450	SLIDING DOOR
SD2	2400	2450	2450	SLIDING DOOR
SD3	2000	2450	2450	SLIDING DOOR
SD4	1800	2450	2450	SLIDING DOOR
SD5	1750	2450	2450	SLIDING DOOR
SD6	1500	2450	2450	SLIDING DOOR
SD7	1200	2450	2450	SLIDING DOOR
FD	1200	2150	2150	FIRE RATED DOOR
FD1	900	1500	2150	FIRE RATED DOOR
FD2	900	900	1800	AS PER VENDOR
ED	900	1500	2150	FIRE RATED DOOR
ED1	900	1500	2150	FIRE RATED DOOR

WINDOW SCHEDULE

TYPE	WIDTH	HEIGHT	SILL HEIGHT	DISCRIPTION
W	1000	1000	VARYING	STAIRCASE WINDOW
W1	1000	1000	1150.00	SLIDING WINDOW
W2	2500	1200	950.00	SLIDING WINDOW
FG	2400	2300	150.00	FIXED GLAZING
V	750	1200	950.00	VENTILATOR
V1	600	600	1550.00	VENTILATOR
L	540	450	1700.00	PRESSURIZATION SHAFT

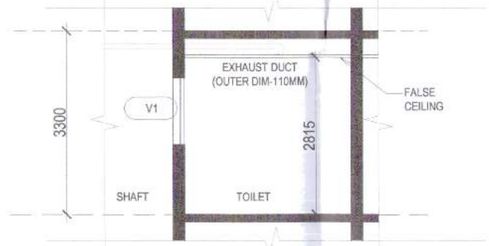

TYPICAL MECHANICAL VENTILATION SECTION

TYPICAL VENTILATION CALCULATION DETAIL FOR W.C.

S No	Location	Area (Sft.)	Height (Ft.)	Volume (Cuft.)	ACPH	Design CFM	Fan Size (in mm)	Exhaust Duct (Outer Dia in mm)
1	W.C. (2700mmx1550mm)	45	9.2	414.37	10	69.06	270x270x170	110
2	W.C. (1750mmx3050mm)	57	9.2	528.54	11	96.90	270x270x171	111
3	W.C. (2200mmx1700mm)	47	9.2	429.55	10	71.59	270x270x170	110

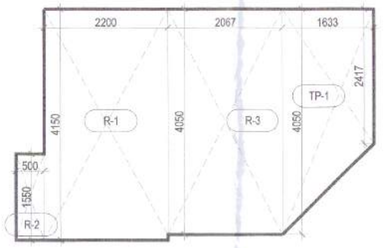

4BHK SERVICE PERSONNEL

AREA CALCULATION FOR 4BHK SERVANT ROOM

ADDITION

RECTANGLE

S.No	NOS	SIZES			AREA IN SQMT (D)
	A	LENGTH (B)	BREADTH H (C)		D=(B x C) x A
R-1	1	2.200	4.150		9.130
R-2	1	0.500	1.550		0.775
R-3	1	2.067	4.050		8.371
TOTAL					18.276

TRAPEZOID

		LENGTH (A)	BREADTH H (B)	HEIGHT H (H)	D = [(A+B)/2] H
TP-1	1	4.050	2.417	1.633	5.280
TOTAL AREA					23.557

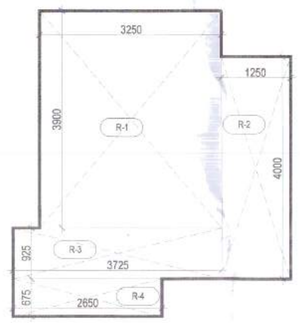

3BHK SERVICE PERSONNEL

AREA CALCULATION FOR 3BHK SERVANT ROOM

ADDITION

RECTANGLE

S.No	NOS	SIZES			AREA IN SQMT (D)
	A	LENGTH (B)	BREADTH (C)		D=(B x C) x A
R-1	1	3.250	3.900		12.675
R-2	1	1.250	4.000		5.000
R-3	1	3.725	0.925		3.446
R-4	1	2.650	0.675		1.789
TOTAL					22.909

FOR OFFICE USE ONLY.

S.T.P.(HQ) Member Secretary B.P.A.C. — S.T.P.(HQ) Member B.P.A.C. — Member B.P.A.C.

DTP (HQ) — DDT(T) MEMBER BPAC — Consultant Architect — ATP(HQ)

ATP — Region Dup JD(HQ)

Checked and found ok for Public Health (Internal) Service only subject to comments in in forwarding letter No 3876-7 Dt. 8/2/24

Superintending Engineer (HQ) for Chief Engineer-I HSVP, Panchkula

KEY PLAN

LICENCE HOLDERS' SIGNATURE

SOBHA LIMITED

SIGN

LICENCE HOLDERS

SOBHA LTD.
& OTHERS

ARCHITECTS SIGNATURE

Ar. NIKHIL THAKUR
COA REGD. NO. CA/2011/51111
SOBHA LIMITED
5th Floor Ridar House, Plot No. 138 P, Sector 44, Gurugram-122003, Haryana
Phone : 0124-4555523

SIGN

ARCHITECT
LICENSE_NO

NORTH

ARCHITECTS

SOBHA LIMITED.
"SOBHA", REGD. & CORPORATE OFFICE,
SARJAPUR - MARATHAHALLI OUTER RING ROAD (ORR),
DEVARABISANAHALLI, BELLANDUR POST, BANGALORE - 560 103, INDIA.
TEL : (080) 49318000. E-mail: architects@sobha.com

PROJECT CODE : 450	SCALE :	SHEET NO.
SHEET SIZE: A0+	DATE : 08/01/2024	08-B
DRAWN BY: PAWAN	CHKD BY: SOWMYA	

SHEET TITLE

THIRD FLOOR PLAN

PROJECT TITLE

BUILDING PLAN APPROVAL OF GROUP HOUSING COLONY UNDER MIX LAND USE COLONY (80% RESIDENTIAL & 20% COMMERCIAL) UNDER TOD POLICY (DATED 09.02.2016) FOR THE AREA MEASURING 5.51 ACRES (LIC. NO. 91 OF 2023, DATED 21.04.2023) IN SECTOR 106, GURGAON MANESAR URBAN COMPLEX BEING DEVELOPED BY AMY SINGH, VIJAY SINGH S/O LALA RAM, HEMANT S/O AMEER SINGH IN COLLABORATION WITH SOBHA LTD.