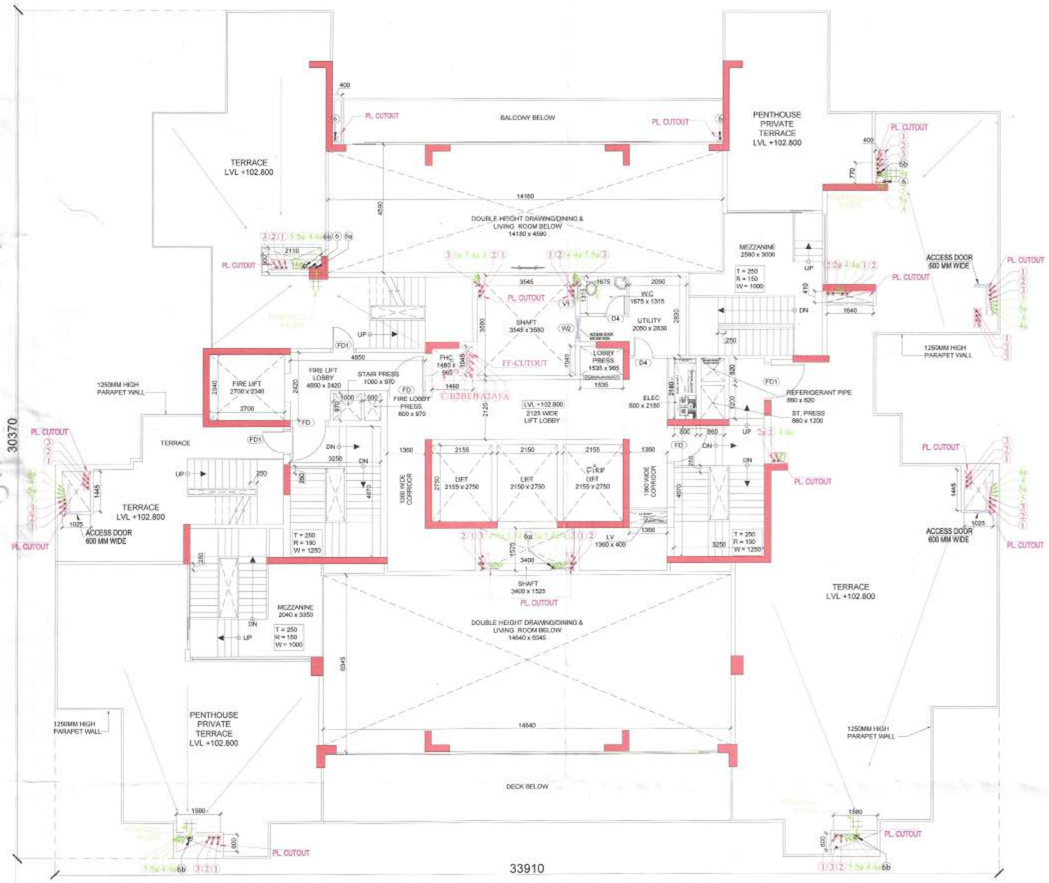

1 TERRACE FLOOR PLAN

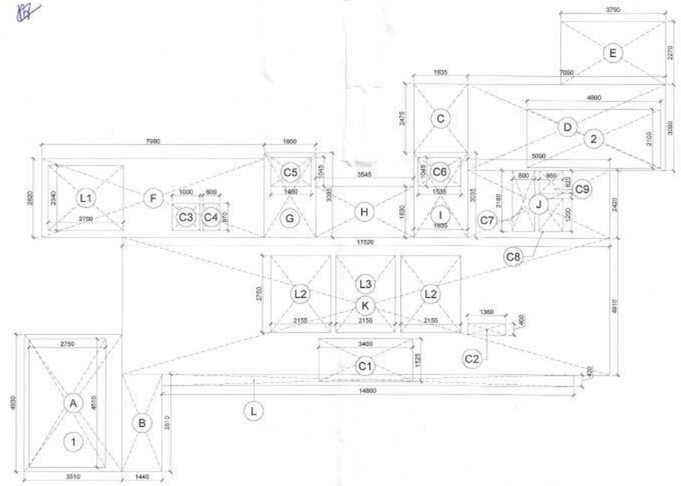

2 TERRACE FLOOR AREA DIAGRAM

Checked and found ok for Public Health (Internal) Service only subject to comments in in forwarding letter No. 253806 DH 28/1/23

Executive Engineer (HQ)
For Chief Engineer

OPENING SCHEDULE					
DESCRIPTION		SIZE	CILL	LINTEL	LOCATION
D1	FIRE EXIT	1200 X 2450	00	2450	UNIT ENTRY
D2		1000 X 2450	00	2450	BEDROOM
D3		950 X 2450	00	2450	KITCHEN
D4		800 X 2450	00	2450	TOILET
D5		750 X 2450	00	2450	UTILITY TOILET
FD		1350 X 2450	00	2450	LOBBY/ STAIRCASE
FD1		900 X 2450	00	2450	UTILITY BALC.
FD2		1200 X 2450	00	2450	MUMTY ROOM
W1		1500 X 1350	1200	2550	BEDROOM
W2		900 X 1350	1200	2550	KITCHEN
W3		750 X 1350	1200	2550	UTILITY ROOM
V1		750 X 1350	1200	2550	TOILET
V2		600 X 1350	1200	2550	UTILITY TOILET
DW1		3185 X 2550	00	2550	DRAWING ROOM
DW2		2850 X 2550	00	2550	DRAWING ROOM
DW3		2650 X 2550	00	2550	DINING
DW4		2400 X 2550	00	2550	M. BEDROOM
DW4a		2275 X 2550	00	2550	M. BEDROOM
DW5		2135 X 2550	00	2550	M. BEDROOM
DW6		1850 X 2550	00	2550	KITCHEN
DW7		1800 X 2550	00	2550	M. BEDROOM
DW8		1650 X 2550	00	2550	BEDROOM
DW9		1600 X 2550	00	2550	KITCHEN
DW10		3350 X 2550	00	2550	M. BEDROOM -1 (PENT HOUSE)
DW11		3185 X 2550	00	2550	M. BEDROOM -1

TERRACE FLOOR AREA CALCULATION	
TERRACE FLOOR FAR	A - B
	34.811
TERRACE FLOOR NON FAR	C - D
	107.119
TERRACE FLOOR BUILT UP AREA	FAR + NON FAR
	141.930

ENVELPOPE ADDITION (FAR)					
TYPE		LENGTH (M)	WIDTH (M)	NOS	AREA (Sq.Mt.)
A	REC	3.510	4.930	1	17.304
B	REC	1.440	3.510	1	5.054
C	REC	1.995	2.475	1	4.789
D	REC	7.090	3.090	1	21.908
E	REC	3.750	2.270	1	8.513
TOTAL (A)					57.568

ENVELPOPE SUBTRACTION (FAR)					
TYPE		LENGTH (M)	WIDTH (M)	NOS	AREA (Sq.Mt.)
1	REC	2.750	4.680	1	12.870
2	REC	4.800	2.100	1	10.080
TOTAL (B)					22.758

ENVELPOPE ADDITION (NON-FAR)					
TYPE		LENGTH (M)	WIDTH (M)	NOS	AREA (Sq.Mt.)
F	REC	7.990	2.820	1	22.532
G	REC	1.860	3.035	1	5.645
H	REC	3.545	1.830	1	6.487
I	REC	1.935	3.035	1	5.873
J	REC	5.090	2.420	1	12.318
K	REC	17.520	4.910	1	86.023
L	REC	14.800	0.420	1	6.216
TOTAL (C)					145.094

CUTOUT SUBTRACTION (NON-FAR)					
TYPE		LENGTH (M)	WIDTH (M)	NOS	AREA (Sq.Mt.)
L1	REC	2.700	2.340	1	6.318
L2	REC	2.155	2.750	2	11.853
L3	REC	2.150	2.750	1	5.913
C1	REC	3.400	1.525	1	5.185
C2	REC	1.360	0.400	1	0.544
C3	REC	1.000	0.970	1	0.970
C4	REC	0.600	0.970	1	0.582
C5	REC	1.460	1.045	1	1.526
C6	REC	1.535	1.045	1	1.604
C7	REC	0.800	2.180	1	1.744
C8	REC	0.860	1.200	1	1.032
C9	REC	0.860	0.820	1	0.705
TOTAL (D)					37.975

LEGEND FOR PLUMBING:-	
1	100Ø SOIL & VENT PIPE
2	100Ø WASTE & VENT PIPE
2a	100Ø WASTE & VENT PIPE FOR UTILITY BALCONY
3	75Ø ANTI-SYPHONAGE PIPE
4	DOMESTIC WATER SUPPLY PIPE FOR LOW RISE
4a	DOMESTIC WATER SUPPLY PIPE FOR MID RISE
5	FLUSHING WATER SUPPLY PIPE FOR LOW RISE
5a	FLUSHING WATER SUPPLY PIPE FOR MID RISE
6	75Ø RAIN WATER PIPE FOR BALCONY
6a	100Ø RAIN WATER PIPE FOR TERRACE
6b	150Ø RAIN WATER PIPE FOR TERRACE
6c	200Ø RAIN WATER PIPE FOR TERRACE
7	DOMESTIC WATER TANK FILLING PIPE
8	FLUSHING WATER TANK FILLING PIPE

FIRE FIGHTING LEGEND	
1	100Ø FIRE PIPE FOR LOW RISE
2	100Ø FIRE PIPE FOR MID RISE
3	100Ø FIRE PIPE FOR HIGH RISE
4	100Ø SPRINKLER PIPE FOR LOW RISE
5	100Ø SPRINKLER PIPE FOR MID RISE
6	100Ø SPRINKLER PIPE FOR HIGH RISE
7	80Ø SPRINKLER DRAIN PIPE
FHC	FIRE HOSE CABINET

This is a "PROVISIONAL BUILDING PLAN" approved only for the purpose of inviting objections from the general public

DTP (HQ) DTP(HQ) Member Secretary BPAC DTP(HQ) Member BPAC DTP(HQ) Chairman BPAC

Consultant Architect DDA(TP) MEMBER BPAC DTP (HQ)

JD. P.A. A.T.P.

Ram Avtar Bassi
JD(HQ)

TO BE READ WITH THIS OFFICE MEMO NO.: 1087
DATED: 10-01-2024

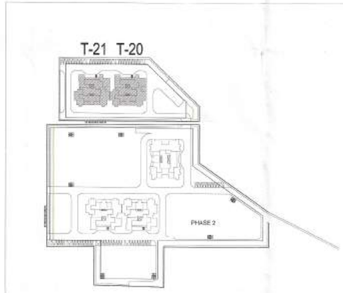

KEY PLAN

NOTES:
1. ALL LIFTS SHALL HAVE 100%POWER BACKUP.
2. ALL ELECTRICAL INSTALLATIONS SHALL BE AS PER PROVISION OF NBC.
3. FIRE FIGHTINGSAFETY PROVISIONS WILL BE AS PER RELEVANT NBC PROVISIONS.
4. BUILDING STRUCTURE DESIGNED EARTHQUAKE RESISTANT.
5. MAIN ENTRY & BOUNDARY WALL AS PER STANDARD DESIGN.
6. TOILET WILL BE MECHANICALLY VENILATED WITH 100% POWER BACKUP.

PROJECT:
PROPOSED BUILDING PLAN OF RESIDENTIAL COLONY UNDER NEW INTEGRATED LICENSING POLICY FOR AN AREA MEASURING 48.213875 ACRES AFTER FREEZING THE LAND OF COLLABORATORS 27.131925 ACRES OUT OF 75.3458 ACRES FROM LICENSE NO 19 OF 2019 (53.3833 ACRES), LICENCE NO 226 DATED 31.10.23 (20.41875 ACRES) AND LICENSE NO. 227 DATED 31.10.23 (1.54375 ACRES) IN THE REVENUE ESTATE OF VILLAGE NAURANGPUR IN SECTOR 79 & 79 B, GURUGRAM HARYANA BEING DEVELOPED BY LOON LAND DEVELOPMENT LTD .

CLIENT:
M/s Loon Development Limited,
Office No. 1221-A, Devika Tower,
12th Floor, 6, Nehru Place, New Delhi-110019

OWNER SIGN: For Loon Land Development Ltd. Director

ARCHITECT SIGN:

S.K. MAJUMDAR
N.D. ARCH., A.I.I.A.(ARCHITECT)
CA/76/03108
C-103 A, First Floor, Panchshoel Vihar,
Malviya Nagar, New Delhi - 110 017
Mobile : 9891490607, 9582209130

DRAWING TITLE:
TOWER - 20 & 21
TERRACE FLOOR PLAN & AREA DETAILS

DATE:
SCALE: 1:100
SHEET No. T6-5
NORTH