FIRST FLOOR PLAN (SCALE 1:250) TOILET DETAIL – TYPICAL

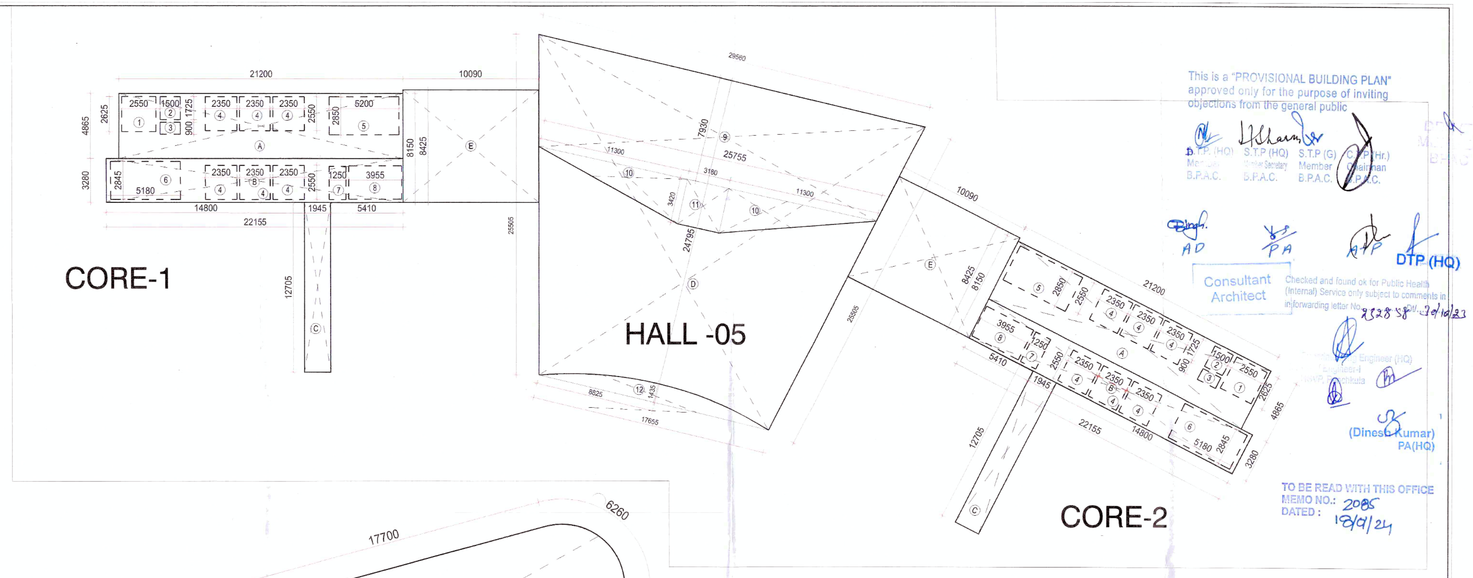

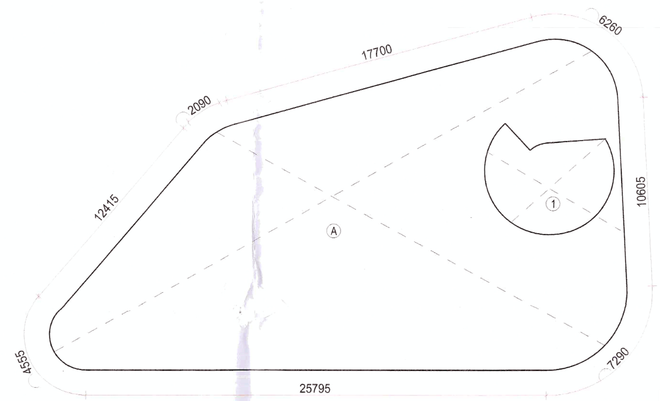

HALL -02

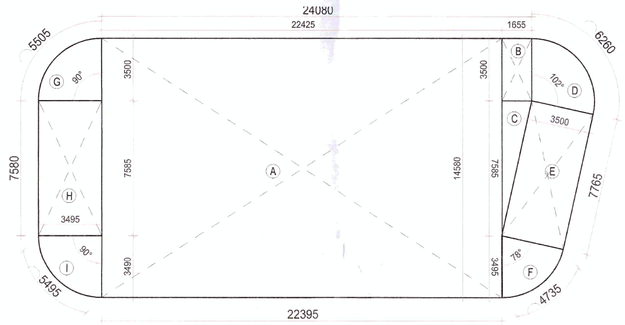

HALL -03

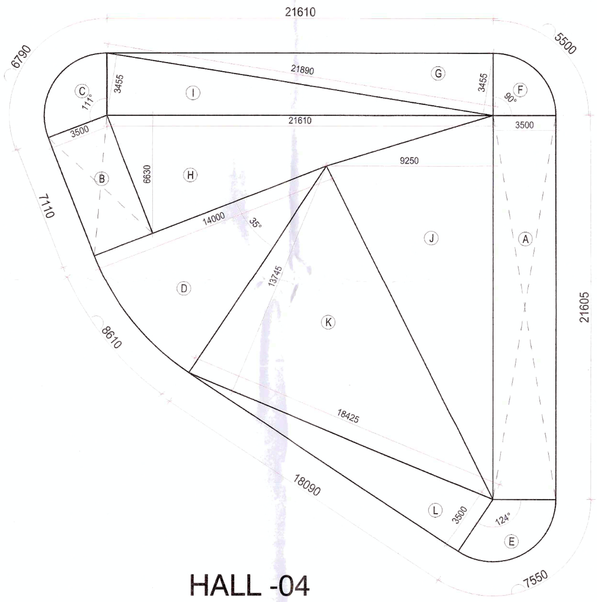

HALL -04

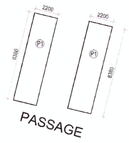

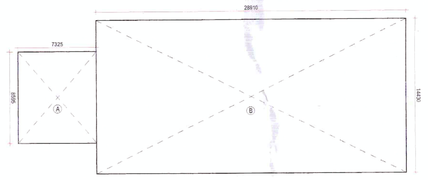

HALL -06

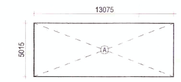

HALL -07 & 08

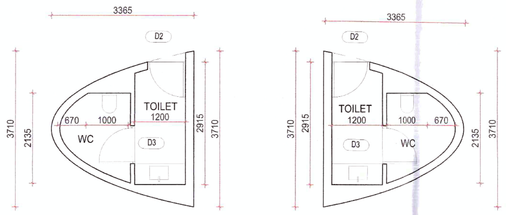

LOUNGE TOILET DETAILS

FAR AREA SHEET- FIRST FLOOR (SQM)

S.NO.	DESCRIPTIONS	L (Length)	W (Width)	H (Height)	Nos.	Total Area
A	CORE -1 & CORE -2					
1	A	21.2 X 4.865 X 2				206.276
2	B	22.155 X 3.280 X 2				145.337
3	C	1.945 X 12.705 X 2				49.422
	TOTAL (A)					401.04
B	DEDUCTIONS					
4	1	2.625 X 2.550 X 2				13.388
5	2	1.725 X 1.500 X 2				5.175
6	3	0.900 X 1.500 X 2				2.700
7	4	2.550 X 2.350 X 12				71.910
8	5	2.850 X 5.200 X 2				29.640
9	6	2.845 X 5.180 X 2				29.474
10	7	2.550 X 1.250 X 2				6.375
11	8	2.550 X 3.955 X 2				20.171
	TOTAL (B)					178.833
TOTAL FAR AREA AFTER DEDUCTION (A-B)						222.20

C	HALL2					
1	A	BY PLINE			1	445.280
	TOTAL (C)					445.28
D	DEDUCTIONS					
2	1	BY PLINE			1	37.250
	TOTAL (D)					37.250
TOTAL FAR AREA AFTER DEDUCTION (C-D)						408.03

E	HALL 3					
1	A	14.580 X 22.425 X 1				326.957
2	B	3.500 X 1.655 X 1				5.793
3	C	(7.585 X 1.655) / 2				6.277
5	E	7.765 X 3.500 X 1				27.178
6	H	7.585 X 3.495 X 1				26.510
	TOTAL (E)					392.715
F	ARC AREAS	ANGLE	π	RADIUS		
7	D	102 X 3.1415 X 3.500 X 1				10.904
8	F	78 X 3.1415 X 3.495 X 1				8.314
9	G	90 X 3.1415 X 3.500 X 1				9.621
10	I	90 X 3.1415 X 3.490 X 1				9.566
	TOTAL (F)					38.405
TOTAL FAR AREA (E+F)						431.12

G	HALL 4					
1	A	21.605	3.500	-	1	75.618
2	B	7.110	3.500	-	1	24.885
3	G	-	21.890	3.455	1	37.815
4	H	-	21.610	6.630	1	71.637
5	I	-	21.890	3.455	1	37.815
6	J	-	21.605	9.250	1	99.923
7	K	-	18.425	13.745	1	126.626
8	L	-	18.090	3.500	1	31.658
	TOTAL (G)					505.98
H	ARC AREAS	ANGLE	π	RADIUS		
7	C	111	3.1415	3.500	1	11.866
8	D	35	3.1415	14.000	1	59.863
9	E	124	3.1415	3.500	1	13.255
10	F	90	3.1415	3.500	1	9.621
	TOTAL (H)					94.60
TOTAL FAR AREA (G+H)						600.58

J	HALL 5					
1	D	(17.655+29.560) / 2 X 24.795			1	585.348
2	E	8.425	10.090	-	2	170.017
	TOTAL (J)					755.36
K	DEDUCTIONS					
1	9	(29.560+25.755) / 2 X 7.930			1	219.324
2	10	11.300 X 3.420 / 2			2	38.646
3	11	3.180	3.420	-	1	10.876
4	12	4/3 X 8.825X 1.435			1	16.885
	TOTAL (K)					285.731
TOTAL FAR AREA AFTER DEDUCTION (J-K)						469.63

L	HALL 6					
1	A	8.595	7.325	-	1	62.958
1	B	14.430	28.910	-	1	417.171
	TOTAL (L)					480.13

M	HALL 7 & 8					
1	A	13.075	5.015	-	2	131.142
	TOTAL (M)					131.14

N	PASSAGE					
1	P1	2.200	8.380	-	2	36.872
	TOTAL (N)					36.87

TOTAL						2779.71

DOOR WINDOW SCHEDULE - FIRST FLOOR (IN MM)

S.NO.	DESCRIPTIONS	H(Height)	W (Width)	L (Lintel)	S (Sill)	Total
A	DOOR					
1	D1	2400	1200	2400	-	10
2	D2	2400	900	2400	-	16
3	D3	2400	800	2400	-	6
4	D4	2400	2400	2400	-	16
5	FHD1	2250	900	2400	150	2
6	FD1	2250	1200	2400	150	2
7	FD2	2250	1000	2400	150	4

LEGEND:– PLUMBING

S.NO.	DESCRIPTION	SYMBOL
1.	110 OD uPVC VERTICAL SOIL & VENT PIPE	
2.	110 OD uPVC VERTICAL WASTE & VENT PIPE	
3.	90 OD uPVC ANTISYPHONIC PIPE	
4.	DOMESTIC WATER SUPPLY PIPE	
5.	DOMESTIC WATER SUPPLY PIPE (BOOSTED)	
6.	FLUSHING WATER SUPPLY PIPE	
7.	90 OD uPVC RAIN WATER PIPE FOR BALCONY	
8.	160 OD uPVC RAIN WATER PIPE FOR TERRACE	
9.	DOMESTIC WATER SUPPLY RISER PIPE	
10.	FLUSHING WATER SUPPLY RISER PIPE	

LEGEND:– FIRE FIGHTING

S.NO.	DESCRIPTION	SYMBOL
(A)	100ø FIRE HYDRANT PIPE(HICH)	
(B)	150ø SPRINKLER RISER(ZONE-01)	
(C)	150ø SPRINKLER RISER(ZONE-02)	
(D)	80ø SPRINKLER DRAIN PIPE	
(E)	100ø FIRE HYDRANT PIPE(LOW ZONE)	
(F)	150ø SPRINKLER RISER(ZONE-03)	
(G)	150ø SPRINKLER RISER(ZONE-02)	
	FIRE HOSE CABINET SIZE-(2350x750)mm (FHC)	
	SINGLE HEADED LANDING VALVE	
	LONG FIRST AID FIRE HOSE REEL	
	4.5 kg. CO2 TYPE FIRE EXTINGUISHER	
	9 Ltr. CO2 WATER TYPE FIRE EXTINGUISHER	

drg. title: FIRST FLOOR PLAN

project: APPROVAL OF REVISED AND PROPOSED BUILDING PLAN OF GROUP HOUSING SCHEME FALLING IN THE GROUP HOUSING COLONY MEASURING 43.508 ACRES (LICENSE NO. 63 OF 2006 DATED 05.04.2006 (LICENSE NO. 94 OF 2011 DATED 24.10.2011) IN SECTOR 37-D, GURGAON MANESAR URBAN COMPLEX BEING DEVELOPED BY COUNTRYWIDE PROMOTERS PVT. LTD. AND OTHERS.

client: M/S COUNTRYWIDE PROMOTERS PVT. LTD. AND OTHERS
M-11, MIDDLE CIRCLE, CONNAUGHT PLACE, NEW DELHI-110001.

architects: DESIGNPLUS ARCHITECTURE
Unit # 44-47, Ground Floor, Centrum Plaza Golf Course Extension Road, Sector 53, Gurugram Haryana-122002
Phone : +91-124 4684300

ARCHITECT: VIKRAM BHARDWAJ Architect CA/2011/53550

OWNER: For Countrywide Promoters Pvt. Ltd. Director/Authorised Signatory

drg. no: A-03

scale: AS MENTIONED
date: 02.11.2023
dwn/t:

NORTH