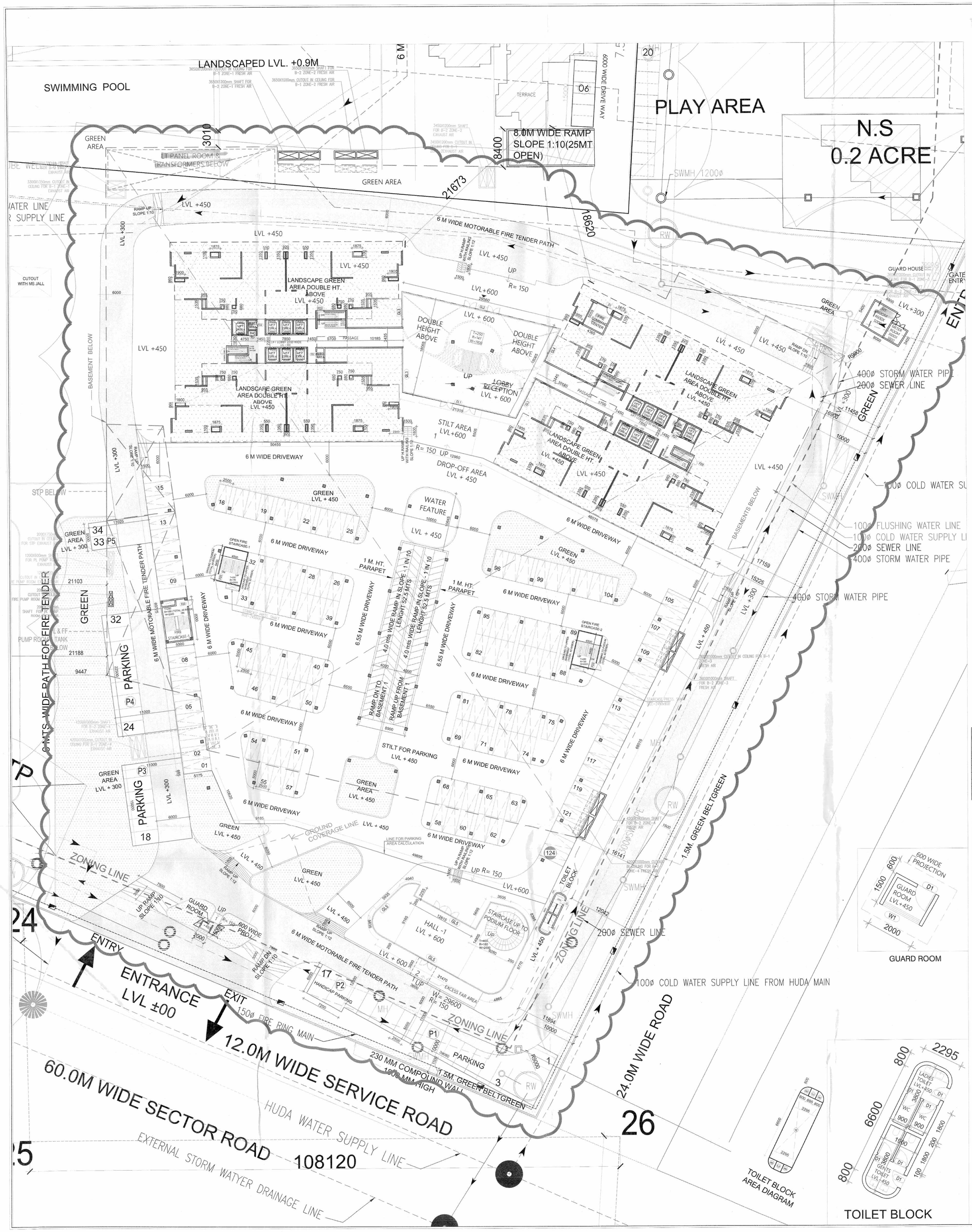

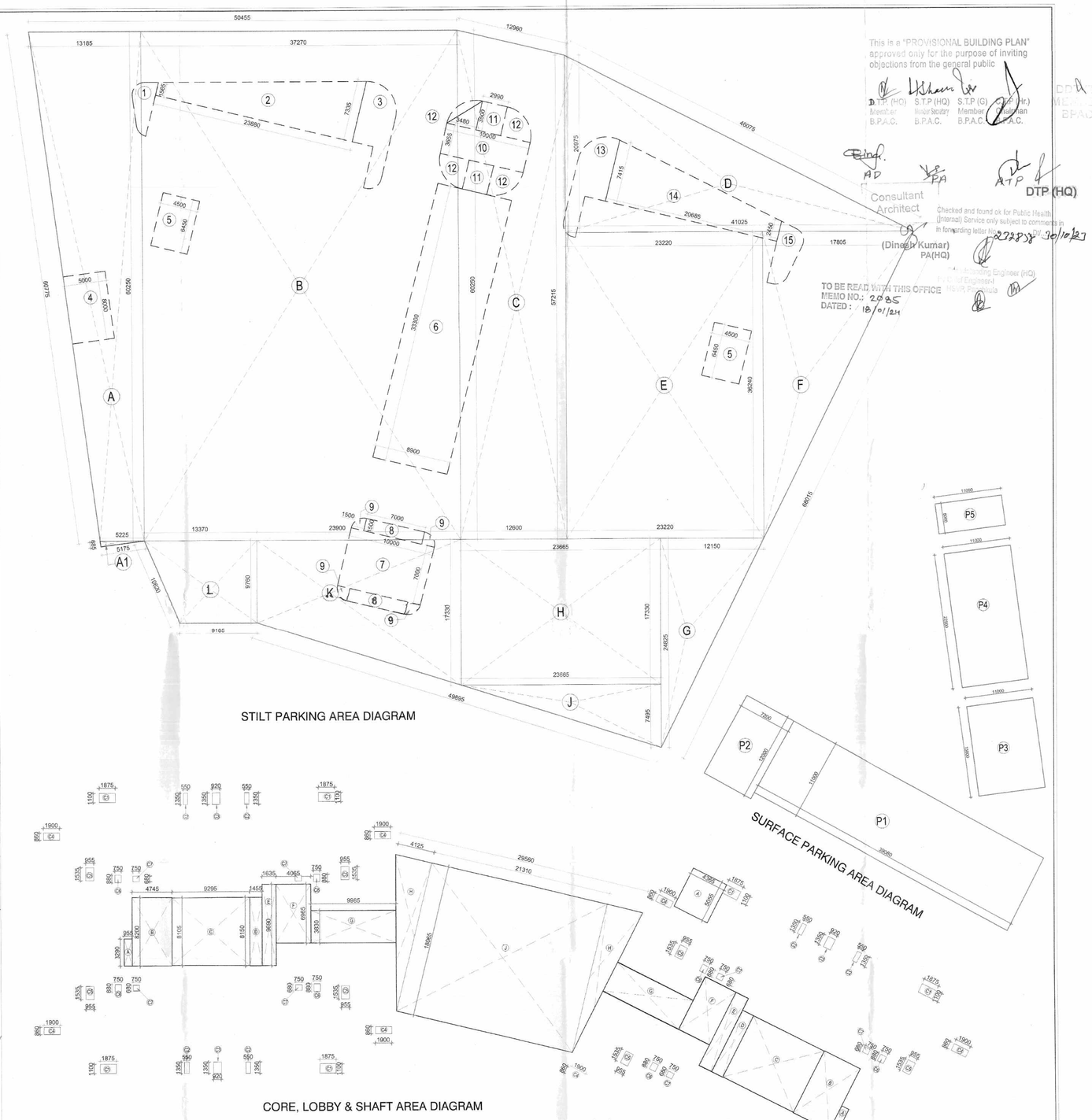

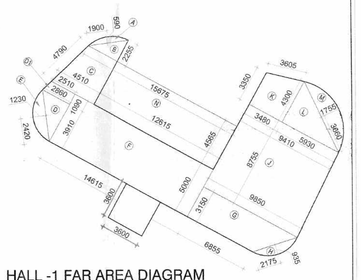

GUARD ROOM

TOILET BLOCK

TOILET BLOCK AREA DIAGRAM

SURFACE PARKING AREA CALCULATION

S.NO.	DESCRIPTIONS	L (Length) X	W (Width) X	H (Height)	A (Base)	Nos.	Total Area (SQ. M.)
C							
1	P1	-	11.000	39.080	-	1	429.880
2	P2	-	12.000	7.200	-	1	86.400
3	P3	-	11.000	15.000	-	1	165.000
4	P4	-	11.000	22.500	-	1	247.500
5	P5	-	11.000	5.000	-	1	55.000
	TOTAL (C)						983.78

STILT FLOOR PARKING AREA CALCULATION

S.NO.	DESCRIPTIONS	L (Length) X	W (Width) X	H (Height)	A (Base)	Nos.	Total Area (SQ. M.)
1	A	(13.185+5.225)/2*60.250			-	1	554.601
2	A1	(0.68535.175)/2			-	1	1.772
3	B	-	37.270	60.250	-	1	2245.518
4	C	(60.25+57.215)/2*12.600			-	1	740.030
5	D	-	41.025	20.975	-	1	430.250
6	E	-	23.220	36.240	-	1	841.493
7	F	-	17.805	26.240	-	1	322.677
8	G	-	12.150	24.825	-	1	150.812
9	H	-	23.665	17.330	-	1	410.114
10	J	-	23.665	7.495	-	1	88.685
11	K	(17.330+9.760)/2*23.900			-	1	323.726
12	L	(13.370+9.185)/2*9.760			-	1	110.068
	TOTAL (A)						6219.69

STILT FLOOR PARKING AREA DEDUCTIONS

S.NO.	DESCRIPTIONS	L (Length) X	W (Width) X	H (Height)	A (Base)	Nos.	Total Area
1	1		AS/ PLINE			1	12.530
2	2		(1.565+7.335)/2*23.88			1	106.266
3	3		AS/ PLINE			1	37.980
4	4	8.000	5.000	-	-	1	40.000
5	5	4.500	6.450	-	-	2	58.050
6	6	8.900	33.300	-	-	1	296.370
7	7	10.000	7.000	-	-	1	70.000
8	8	7.000	1.500	-	-	2	21.000
9	9		AS/ PLINE			4	7.040
10	10	10.000	3.655	-	-	1	36.550
11	11	2.990	3.500	-	-	2	20.930
12	12		AS/ PLINE			4	38.080
13	13		AS/ PLINE			1	38.280
14	14		(7.415 + 2.45) /2*20.685			1	102.029
15	15		AS/ PLINE			1	17.850
	TOTAL (B)						902.95

Parking Area			
	Total of (A) -	6219.69	SQ.M.
	Total of (B)	902.85	SQ.M.
	5316.74		SQ.M.
STILT AREA ECS Proposed@28	5316.74 /	28.00	
	189.88 (ECS)		ECS
SURFACE AREA ECS Proposed@23	983.78 /	23.0	SQ.M.
	42.77 (ECS)		ECS
STILT PARKING PROVIDED	124.0	NO. OF BAYS	
SURFACE PARKING PROVIDED	34.0	NO. OF BAYS	
TOTAL PARKING PROVIDED	158 NOS.		

FAR AREA SHEET- GROUND FLOOR

S.NO.	DESCRIPTIONS	L (Length) X W.T.	W (Width) X H.T.	H (Height) X M.T.	Nos.	Total Area SQ.M.
A			CORE AND LOBBY			
1	A	3.290	0.955	-	2	6.284
2	B	8.200	4.745	-	2	77.818
3	C	9.295	8.105	-	2	150.472
4	D	8.150	1.455	-	2	23.717
5	E	9.690	1.635	-	2	31.686
6	F	6.965	4.065	-	2	56.625
7	G	9.985	3.850	-	2	76.485
8	H	-	4.125	18.065	2	74.518
9	J	18.065	21.310	-	1	384.965
TOTAL FAR AREA (A)						882.77
B			HALL -1			
1	A	4/3X1.9X0.590			1	1.495
2	B	3.060X2.255/2			1	3.450
3	C	(1.060+4.510)/2X4.565			1	17.279
4	D	2.860X0.910/2			1	5.991
5	D1	(2.860+2.510)/2X1.090			1	2.927
6	E	4/3X2.42X1.220			1	3.969
7	F	5.000	14.615	-	1	73.075
8	G	(8.055+9.85)/2X3.150			1	26.310
9	H	4/3X2.175X0.9.35			1	2.712
10	J	(9.410+9.850)/2X8.755			1	84.311
11	K	(4.300+3.350)/2X2.405			1	13.511
12	L	5.930x4.300/2			1	12.751
13	M	4/3X3.060x1.755			1	8.564
14	M	12.615	4.565	-	1	57.587
15	P	3.600	3.600	-	1	12.960
TOTAL FAR AREA (B)						326.29
C			TOILET BLOCK			
1	A	2.294	6.601	-	1	15.145
2	C	0.694	0.800	-	2	1.110
TOTAL (C)						16.26
D	ARC AREAS	ANGLE	W	RADIUS		
1	B	90	3.1415	0.600	4	0.303
TOTAL (D)						0.50
TOTAL FAR AREA (C+D)						16.76
E			FIRE COMMAND CENTER			
1	A	4.365	5.055	-	1	22.065
TOTAL (E)						22.07
F			SHAFT AREA STILT LVL			
1	C1	1.875	1.100	-	8	16.500
1	C2	0.550	1.350	-	8	5.940
1	C3	0.920	1.380	-	4	4.966
1	C4	1.500	0.880	-	8	13.072
1	C5	0.955	1.525	-	8	11.727
1	C6	0.750	0.880	-	8	5.280
1	C7	0.750	0.680	-	8	4.080
TOTAL (F)						61.57
TOTAL FAR ON GROUND/STILT FLOOR = (A+B+C+D+E+F)						1309.45

DOOR WINDOW SCHEDULE - TYPICAL FLOOR (IN MM)

S.NO.	DESCRIPTIONS	H(Height)	W (Width)	L (Lintel)	S (Sill)
A			DOOR		
1	D1	2400	1200	2400	-
2	D1A	2400	1200	2400	-
3	FD1	2250	1200	2400	150
4	FD2	2250	1000	2400	150
5	FD3	2400	1200	2400	-
6	W1	1200	1600	2100	900
B			GLAZING		
7	GL1	9550	31310	9550	-
8	GL2	9550	30000	9550	-
9	GL3	9550	8240	9550	-
10	GL4	9550	6590	9550	-

drg. title: GROUND / STILT FLOOR PLAN (FAR & PARKING AREA)

project: APPROVAL OF REVISED AND PROPOSED BUILDING PLAN OF GROUP HOUSING SCHEME FALLING IN THE GROUP HOUSING COLONY MEASURING 43.858 ACRES (LICENSE NO. 53 OF 2008 DATED 05.06.2008 AND LICENSE NO. 94 OF 2011 DATED 09.12.2011) IN SECTOR 37D, GURGAON MANESAR URBAN COMPLEX, DEVELOPED BY COUNTRYWIDE PROMOTERS PVT. LTD. AND OTHERS.

client: M/S COUNTRYWIDE PROMOTERS PVT. LTD. AND OTHERS
M-11, MIDDLE CIRCLE, CONNAUGHT PLACE, NEW DELHI-110001.

architects: DESIGNPLUS ARCHITECTURE
Unit 8-66-67, Ground Floor, Centrum Plaza
Golf Course Road, Sector-53, Gurugram
Haryana-122002
Phone: +91-124 4084300

ARCHITECT: VIKRAM BHARDWAJ Architect CA/2011/55330

OWNER: For Countrywide Promoters Pvt. Ltd. Director/Authorised Signatory

drg. no: A-02

scale: 1:250, 1:100

date: 16.10.2023

draft:

NORTH