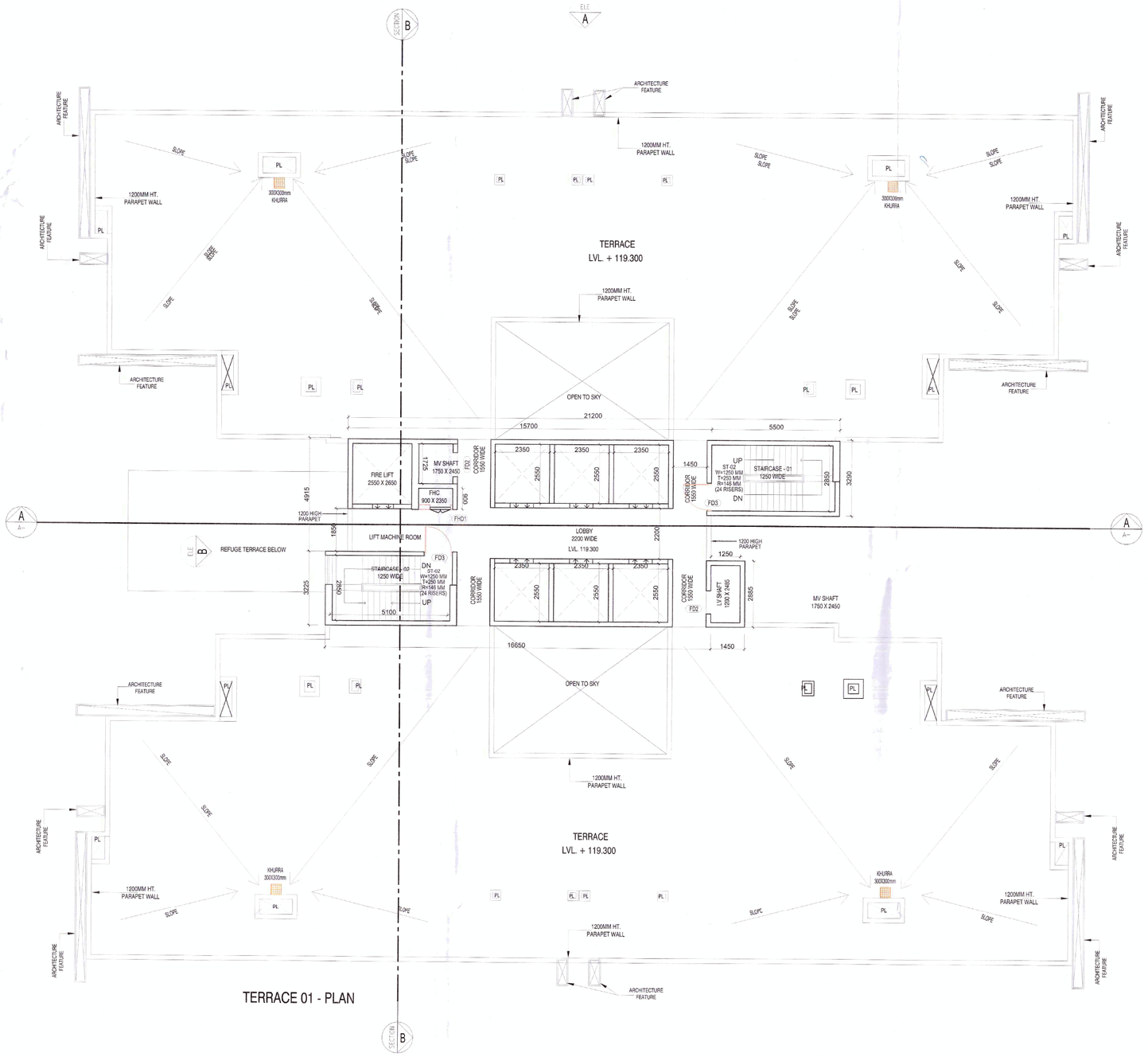

TERRACE 01 - PLAN

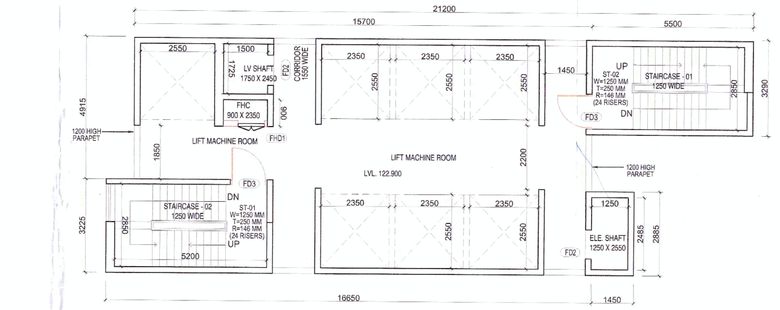

TERRACE 02 - MACHINE ROOM LEVEL PLAN

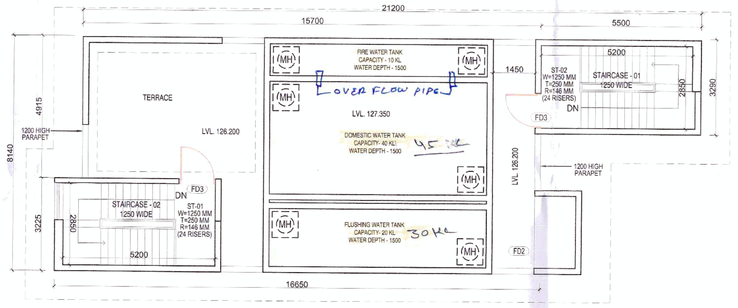

TERRACE 03 - WATER TANK PLAN

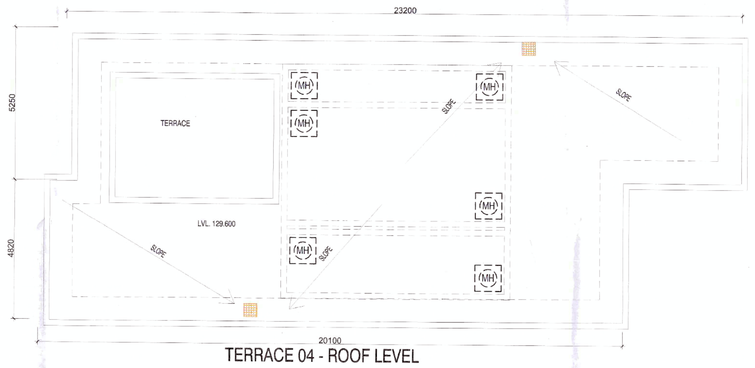

TERRACE 04 - ROOF LEVEL

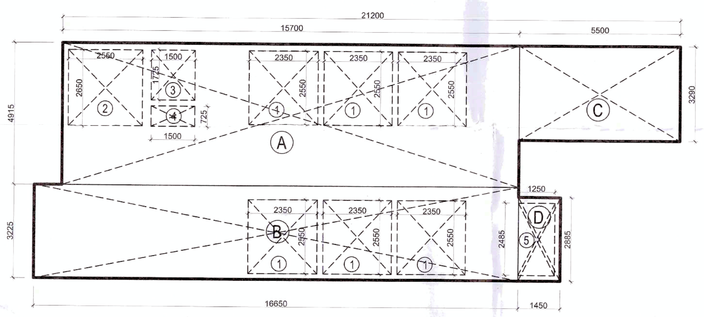

TERRACE 01 - PLAN

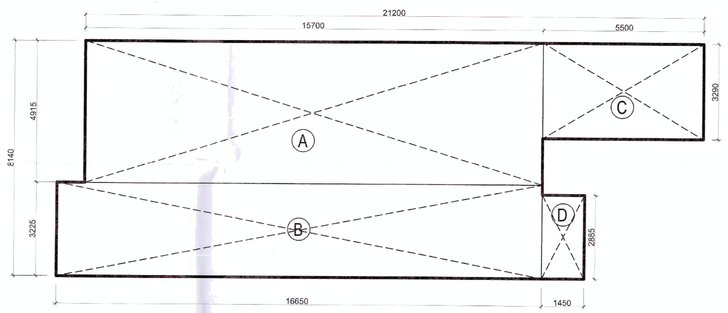

TERRACE 03 - WATER TANK PLAN

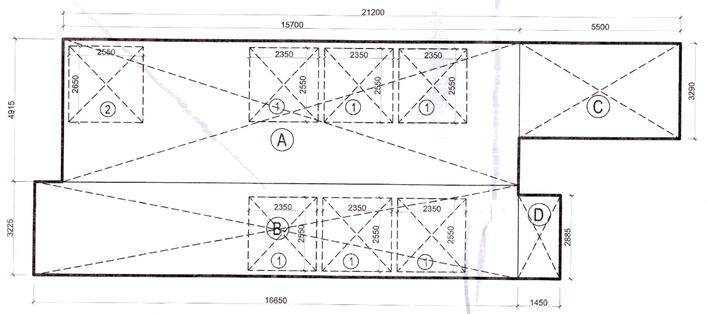

TERRACE 02 - MACHINE ROOM LEVEL PLAN

This is a "PROVISIONAL BUILDING PLAN" approved for the purpose of inviting objections from the general public.

D.T.P. (HQ) S.T.P. (HQ) S.T.P. (Q.C.) (HQ)
Mohit Sharma Manoj Tanwar Manoj Kumar
B.P.A.C. B.P.A.C. B.P.A.C. B.P.A.C.

Consultant Architect

AD

DTP (HQ)

TO BE READ WITH THIS OFFICE MEMO NO.: 2085
DATED: 18/01/24

Checked and found ok for Public Health (Internal) Service only subject to correction in forwarding letter.

(Dinesh Kumar)
PA(HQ)

COVERED AREA CALCULATION AT TERRACE

S.NO.	DESCRIPTIONS	L (Length)	W (Width)	H (Height)	Nos.	Total Area
A	TERRACE 1					
	A	15.700	4.915	-	1	77.166
	B	16.650	3.225		1	53.696
	C	5.500	3.290		1	18.095
	D	1.450	2.885		1	4.183
	TOTAL (A)					153.14
B	TERRACE 1 DEDUCTIONS					
1	1	2.350	2.550	-	6	35.955
2	2	2.550	2.650	-	1	6.758
3	3	1.500	1.725	-	1	2.588
4	4	1.500	0.725	-	1	1.088
5	5	1.250	2.485	-	1	3.106
	TOTAL (B)					49.494
TOTAL BUILT-UP AREA AFTER DEDUCTION (A-B)						103.65
A	TERRACE 2					
A	A	15.700	4.915	-	1	77.166
	B	16.650	3.225		1	53.696
	C	5.500	3.290		1	18.095
	D	1.450	2.885		1	4.183
	TOTAL (A)					153.14
B	TERRACE 2 DEDUCTIONS					
1	1	2.350	2.550	-	6	35.955
2	2	2.550	2.650	-	1	6.758
	TOTAL (B)					42.713
TOTAL BUILT-UP AREA AFTER DEDUCTION (A-B)						110.43
A	TERRACE 3					
A	A	15.700	4.915	-	1	77.166
	B	16.650	3.225		1	53.696
	C	5.500	3.290		1	18.095
	D	1.250	2.885		1	3.606
	TOTAL (A)					152.56
TOTAL BUILT-UP AREA AFTER DEDUCTION (A)						152.56
TOTAL COVERED AREA (TERRACE-1 TO TERRACE-3)						366.64

DOOR WINDOW SCHEDULE - TYPICAL FLOOR (IN MM)

S.NO.	DESCRIPTIONS	H(Height)	W (Width)	L (Lintel)	S (Sill)	Total for 1 unit	Total Typical floor	Total 31 floors
A	DOOR							
1	D1	2400	1200	2400	-	1	4	124
2	D2	2400	900	2400	-	4	16	496
3	D3	2400	800	2400	-	7	28	868
4	DW1	2400	1375	2400	0	1	4	124
5	SD1	2400	2905	2400	-	1	4	124
6	SD2	2400	3265	2400	-	1	4	124
7	SD3	2400	2660	2400	-	1	4	124
8	SD4	2400	2970	2400	-	1	4	124
9	SD5	2400	2765	2400	-	1	4	124
10	FHD1	2250	900	2400	150	-	1	31
11	FD1	2250	1200	2400	150	-	1	31
12	FD2	2250	1000	2400	150	-	2	62
B	WINDOWS							
13	W1	1500	1300	2400	900	1	1	31
14	W1	1500	975	2400	900	1	4	124
15	W2	1500	1560	2400	900	1	4	124
16	W3	1500	800	2400	900	1	4	124
17	V1	900	800	2400	1500	2	8	248
18	V2	900	900	2400	1500	2	8	248
19	V3	900	1630	2400	1500	1	4	124

NOTES: –

1. ALL BUILDING FULLY SPRIKLERED AS PER N.B.C. NORMS.
2. ALL BUILDING MECHANICALLY LIGHTED AND VENTILATED AS PER N.B.C NORMS
3. ALL TOILETS AND KITCHENS ARE MECHANICALLY LIGHTED AND VENTILATED AS PER N.B.C NORMS

LEGEND– PLUMBING

S.NO.	DESCRIPTION	SYMBOL
1.	110 OD UPVC VERTICAL SOIL & VENT PIPE	
2.	110 OD UPVC VERTICAL WASTE & VENT PIPE	
3.	90 OD UPVC ANTISYPHONIC PIPE	
4.	DOMESTIC WATER SUPPLY PIPE	
5.	DOMESTIC WATER SUPPLY PIPE (INSULATED)	
6.	FLUSHING WATER SUPPLY PIPE	
7.	90 OD UPVC RAIN WATER PIPE FOR BALCONY	
8.	160 OD UPVC RAIN WATER PIPE FOR TERRACE	
9.	DOMESTIC WATER SUPPLY RISER PIPE	
10.	FLUSHING WATER SUPPLY RISER PIPE	

LEGEND– FIRE FIGHTING

S.NO.	DESCRIPTION	SYMBOL
(A)	100Ø FIRE HYDRANT PIPELINE(RED)	
(B)	150Ø SPRINKLER RISER(ZONE-01)	
(C)	150Ø SPRINKLER RISER(ZONE-02)	
(D)	80Ø SPRINKLER DRAIN PIPE	
(E)	100Ø FIRE HYDRANT PIPELINE ZONE	
(F)	150Ø SPRINKLER RISER(ZONE-01)	
(G)	150Ø SPRINKLER RISER(ZONE-02)	
	FIRE HOSE CABINET SIZE-(2350x750)mm(FHC)	FHC
	SINGLE HEADED LANDING VALVE	
	FIRST AID FIRE HOSE REEL	
	4.5 kg CO2 TYPE FIRE EXTINGUISHER	
	9 Ltr CO2 WATER TYPE FIRE EXTINGUISHER	

drg. title: TERRACE PLAN TOWER-26

project: APPROVAL OF REVISED AND PROPOSED BUILDING PLAN OF GROUP HOUSING SCHEME FALLING IN THE GROUP HOUSING COLONY MEASURING 43.558 ACRES (LICENSE NO. 53 OF 2006 DATED 05.04.2008 (LICENSE NO. 94 OF 2011 DATED 24.10.2011) IN SECTOR 37-D, GURGAON MANESAR URBAN COMPLEX BEING DEVELOPED BY COUNTRYWIDE PROMOTERS PVT. LTD. AND OTHERS.

client: M/S COUNTRYWIDE PROMOTERS PVT. LTD. AND OTHERS
9-11, MIDDLE CIRCLE, CONNAUGHT PLACE, NEW DELHI-110001.

architects: DESIGNPLUS ARCHITECTURE
Unit # 44-47, Ground Floor, Centrum Plaza
Golf Course Road, Sector-53, Gurugram
Haryana-122002
Phone : +91-124 4684300

ARCHITECT: VIKRAM BHARDWAJ Architect CA/2011/[illegible]

OWNER: For Countrywide Promoters Pvt. Ltd. Director/Authorised Signatory

drg. no: A-08

scale: 1:150
date: 16.10.2023
dsgn:

NORTH