SHEET NO-16

Sanctioned & Valid for 05 years
to be read with memo No. Dt 14/05/24
29-34

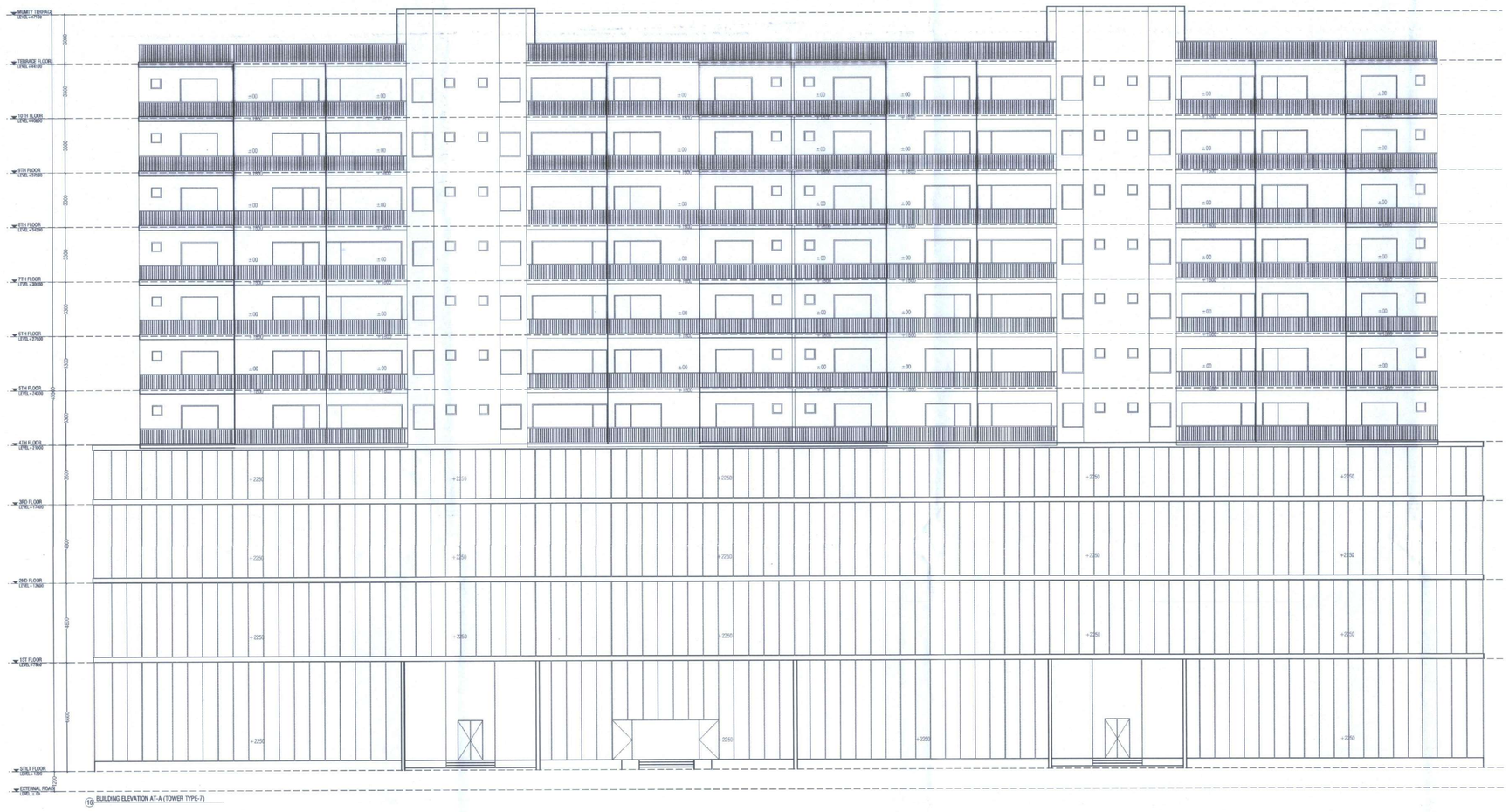

BUILDING ELEVATION AT-A (TOWER TYPE-7)

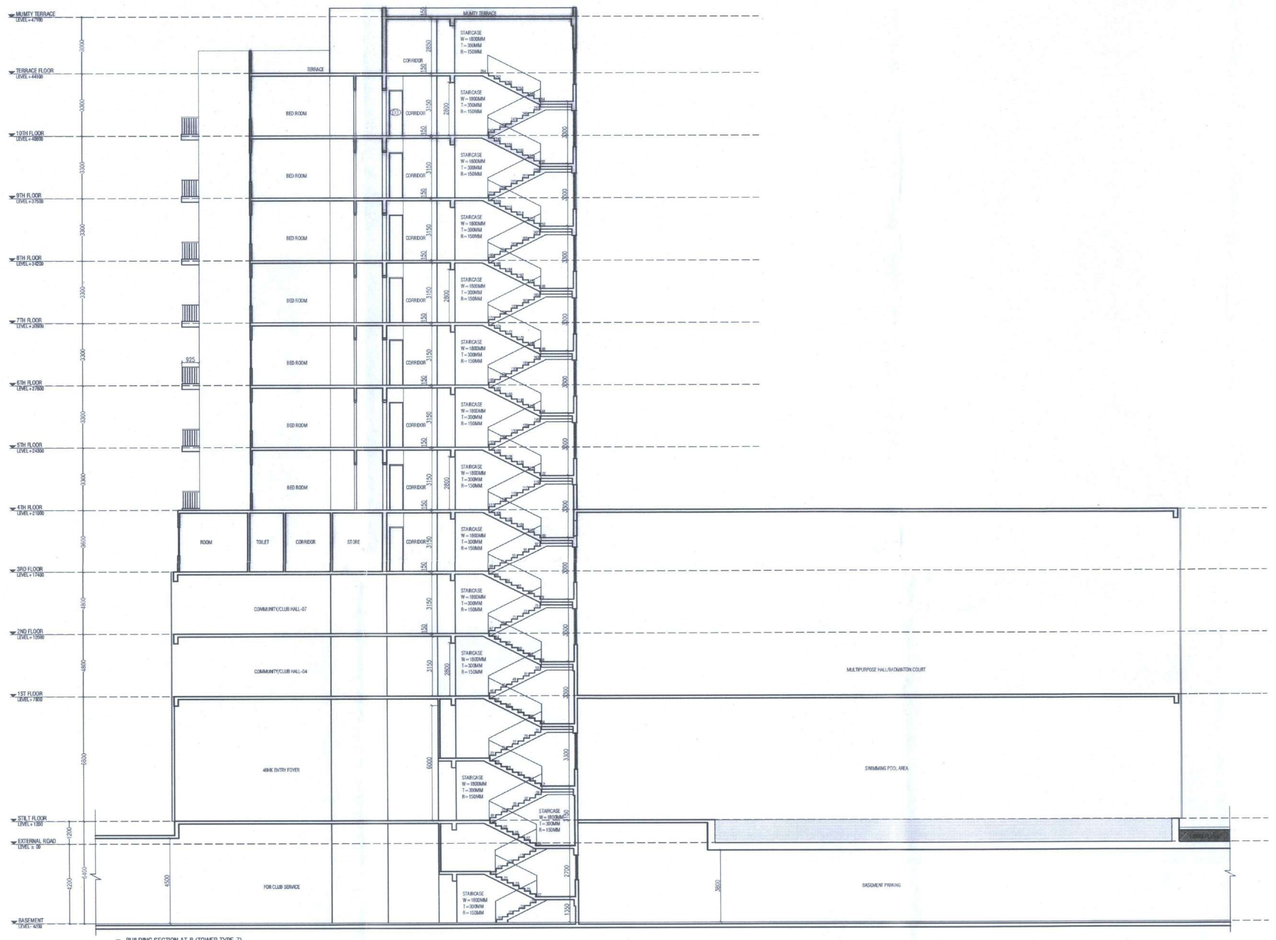

BUILDING SECTION AT-B (TOWER TYPE-7)

A Unique Concept By
RSHL Real Estate Development LLC
Dubai

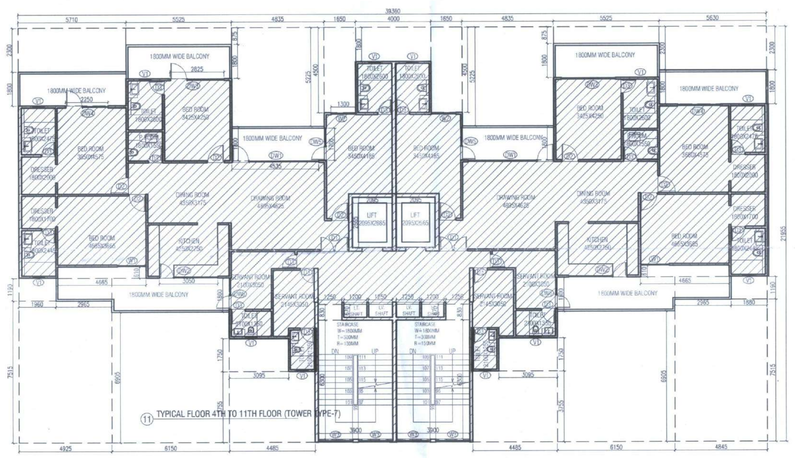

TYPICAL FLOOR 4TH TO 11TH FLOOR (TOWER TYPE-7)

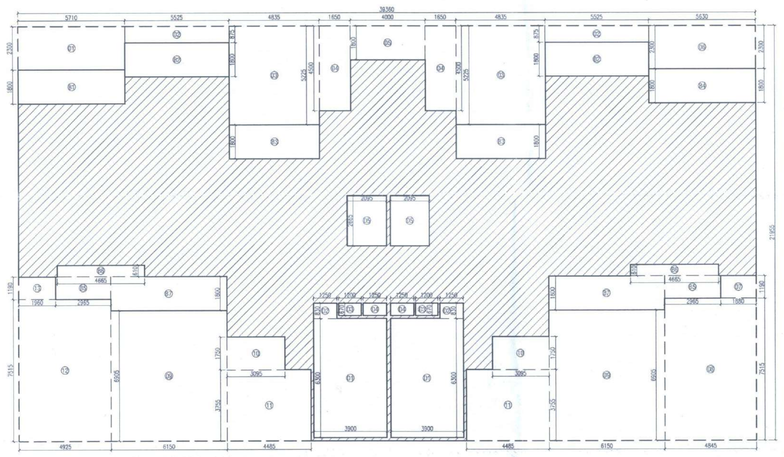

TYPICAL FLOOR AREA DETAIL (TOWER TYPE-7)

TYPICAL FLOOR AREA DETAIL IN F.A.R (TOWER TYPE-7)						
ITEM	WIDTH		LENGTH	NO	AREA (SQ.M)	
A	39.360	X	21.955	1	864.149	
				TOTAL	**864.149**	1
DEDUCTIONS						
ITEM	WIDTH		LENGTH	NO	AREA (SQ.M)	
1	5.710	X	2.300	1	13.133	
2	5.525	X	0.875	2	9.669	
3	4.835	X	5.225	2	50.526	
4	1.650	X	4.500	2	14.850	
5	4.000	X	1.800	1	7.200	
6	5.630	X	2.300	1	12.949	
7	1.880	X	1.190	1	2.237	
8	4.845	X	7.515	1	36.410	
9	6.150	X	6.905	2	84.932	
10	3.095	X	1.750	2	10.833	
11	4.485	X	3.755	2	33.682	
12	4.925	X	7.515	1	37.011	
13	1.960	X	1.190	1	2.332	
SUB TOTAL-01					**315.764**	2
FREE FROM FAR AREA PER						
D1	6.300	X	3.900	2	49.140	
D2	1.250	X	0.830	2	2.075	
D3	1.200	X	0.670	2	1.608	
D4	1.250	X	0.670	2	1.675	
D5	2.095	X	2.665	2	11.166	
SUB TOTAL-02					**65.664**	3
BALCONY FREE FROM FAR AREA						
B1	5.710	X	1.800	1	10.278	
B2	5.525	X	1.800	2	19.890	
B3	4.835	X	1.800	2	17.406	
B4	5.630	X	1.800	1	10.134	
B5	2.965	X	1.190	2	7.057	
B6	4.665	X	0.610	2	5.691	
B7	6.150	X	1.800	2	22.140	
SUB TOTAL-03					**92.596**	4
TYPICAL FLOOR AREA DETAIL IN F.A.R=(1)-(2+3+4)						
NET TYPICAL FLOOR AREA DETAIL IN F.A.R						**390.124**

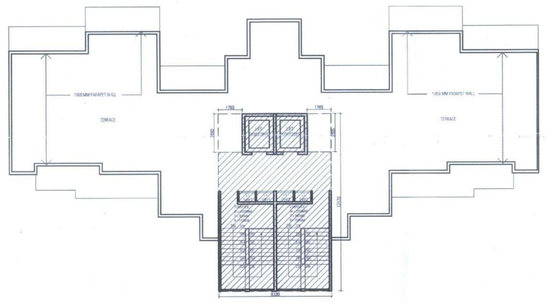

TERRACE LEVEL (TOWER TYPE-7)

MUMTY & MACHINE ROOM TERRACE LEVEL PLAN (TOWER TYPE-7)

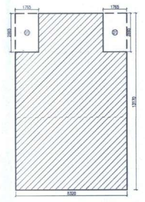

MUMTY & MACHINE ROOM AREA DETAIL (TOWER TYPE-7)

MUMTY & MACHINE ROOM FREE FROM F.A.R AREA DETAIL (TOWER TYPE-7)						
ITEM	WIDTH		LENGTH	NO	AREA (SQ.M)	
A1	8.320	X	13.170	1	109.574	
				TOTAL	**109.574**	1
DEDUCTIONS						
ITEM	WIDTH		LENGTH	NO	AREA (SQ.M)	
1	1.765	X	2.865	2	10.113	
SUB TOTAL-01					**10.113**	2
MUMTY & MACHINE ROOM AREA = (1) - (2)						
MUMTY & MACHINE ROOM AREA						**99.461**

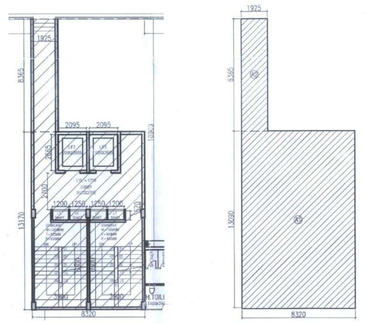

STILT LEVEL PLAN (TOWER TYPE-7)

STILT LEVEL AREA DETAIL (TOWER TYPE-7)

STILT FLOOR AREA DETAIL IN F.A.R (TOWER TYPE-7)						
ITEM	WIDTH		LENGTH	NO	AREA (SQ.M)	
A1	8.320	X	13.170	1	109.574	
A2	1.925	X	8.365	1	16.103	
				TOTAL	**125.677**	1
NET STILT FLOOR AREA DETAIL IN F.A.R						**125.677**

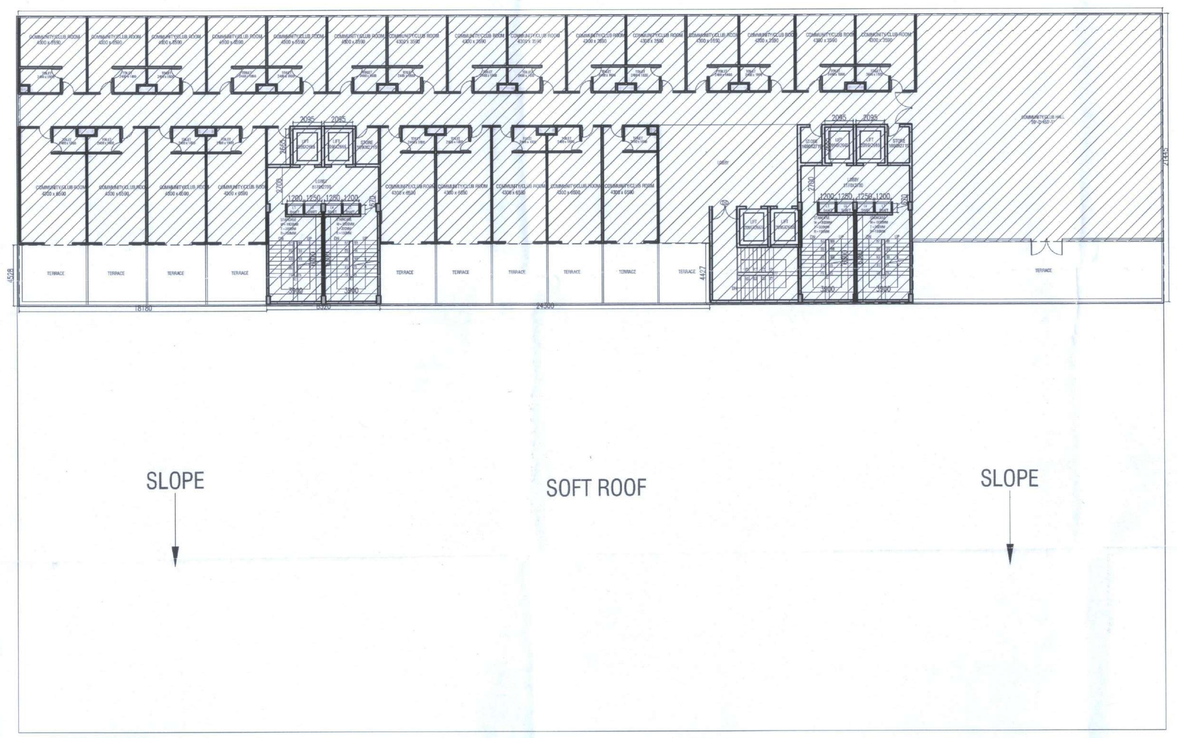

CLUB HOUSE AT THIRD FLOOR

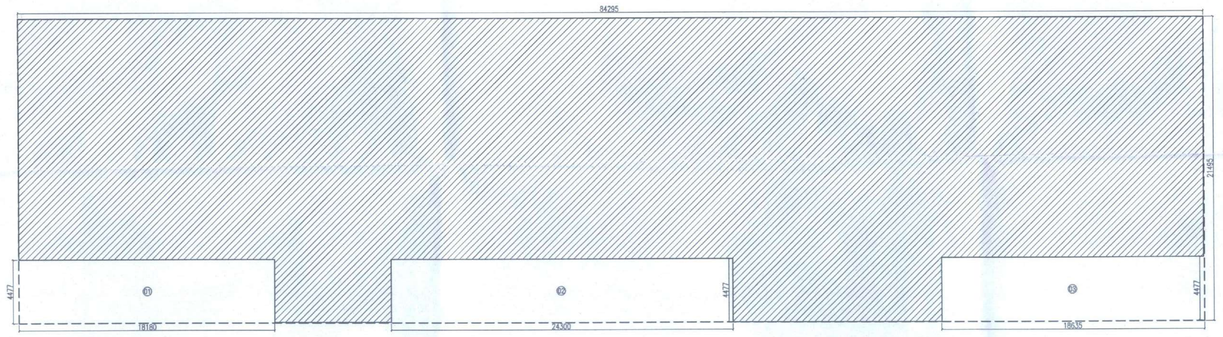

THIRD FLOOR AREA DETAIL CLUB HOUSE

CLUB HOUSE THIRD FLOOR FREE FROM FAR AREA						
ITEM	WIDTH		LENGTH	NO	AREA (SQ.M)	
A1	84.295	X	21.495	1	1811.921	
TOTAL FAR AREA					**1811.921**	1
FREE FROM FAR AREA						
ITEM	WIDTH		LENGTH	NO	AREA (SQ.M)	
1	18.180	X	4.477	1	81.392	
2	24.300	X	4.477	1	108.791	
3	18.635	X	4.477	1	83.429	
				TOTAL	**273.612**	2
CLUB HOUSE THIRD FLOOR AREA DETAIL IN FREE FROM F.A.R=(1)-(2)						
NET CLUB HOUSE THIRD FLOOR AREA DETAIL IN FREE FROM F.A.R						**1538.309**

Circle Head Draftsman
HSIIDC IMT, Rohtak

Assistant Town Planner
HSIIDC IMT, Rohtak

Divisional Town Planner
HSIIDC IMT, Rohtak

CLIENT:
HL RESIDENCY (PROP)

ARCHITECT:

PROJECT:
PLOT No.-3,SECTOR - 30 B,PHASE II, INDUSTRIAL MODAL TOWNSHIP, ROHTAK, HARYANA

DRAWING TITLE :
COMMUNITY/CLUB FLOOR PLAN& TOWER TYPE-7 FLOOR PLAN & AREA DIAGRAM

SHEET NO.

SCALE:- 1:100

DATE:- 28.04.2024

DRAWN BY:-

CHECK BY:-

ARCHITECT'S SIGN

RSHSHA
Architecture, Interiors
Architecture, Planner, Interiors
& Valuer CA/2017/62236
Chotta Ram Chowk, Rohtak
Ph. 8059964775

OWNER'S SIGN

HL Residency
Proprietor

GENERAL NOTES:
1. ALL DIMENSIONS AREA IN MILLIMETERS UNLESS NOTED OTHERWISE.