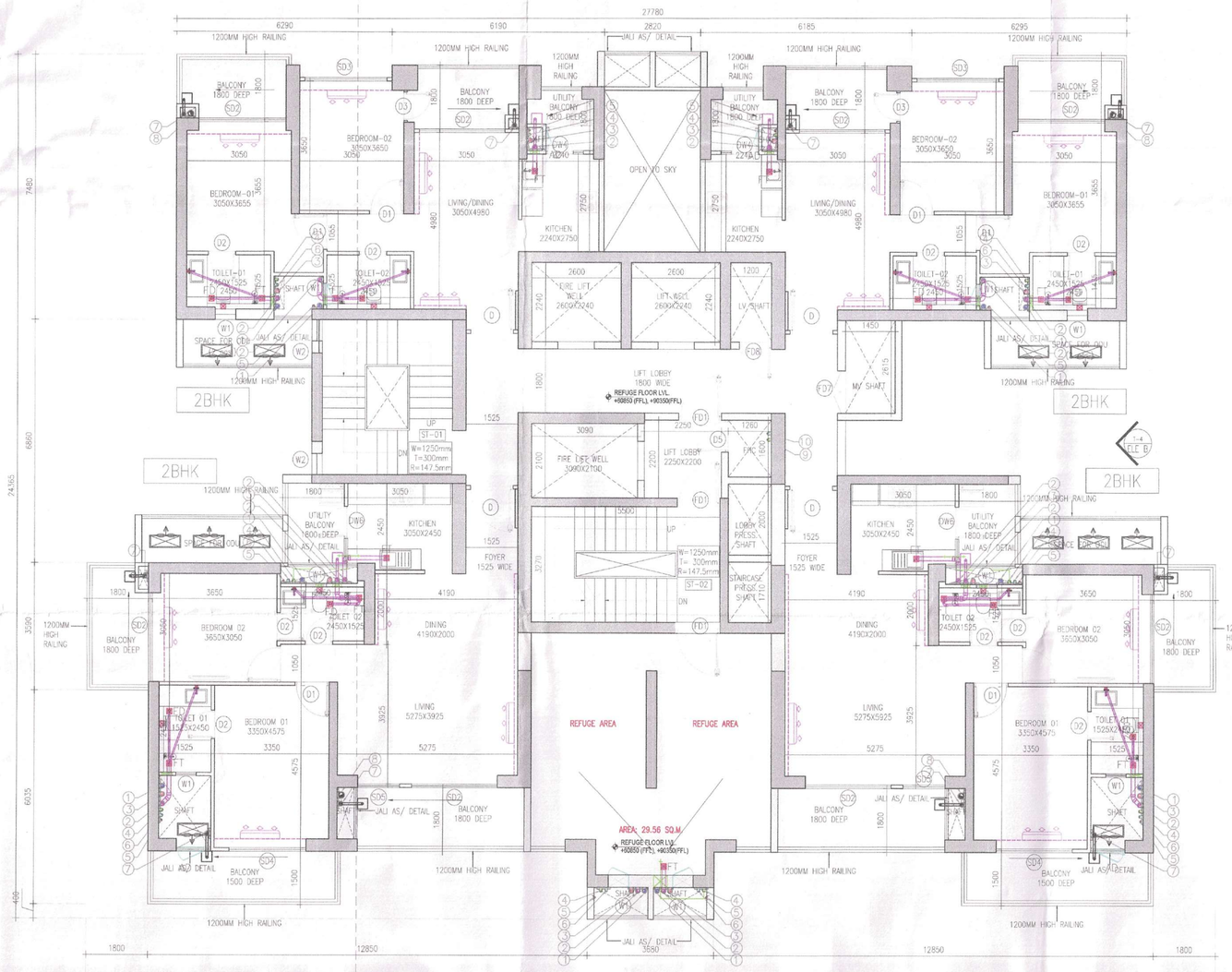

1 TOWER 4- REFUGE FLOOR PLAN
1:100 (20TH & 30TH FLOOR) Level +60850 & +90350

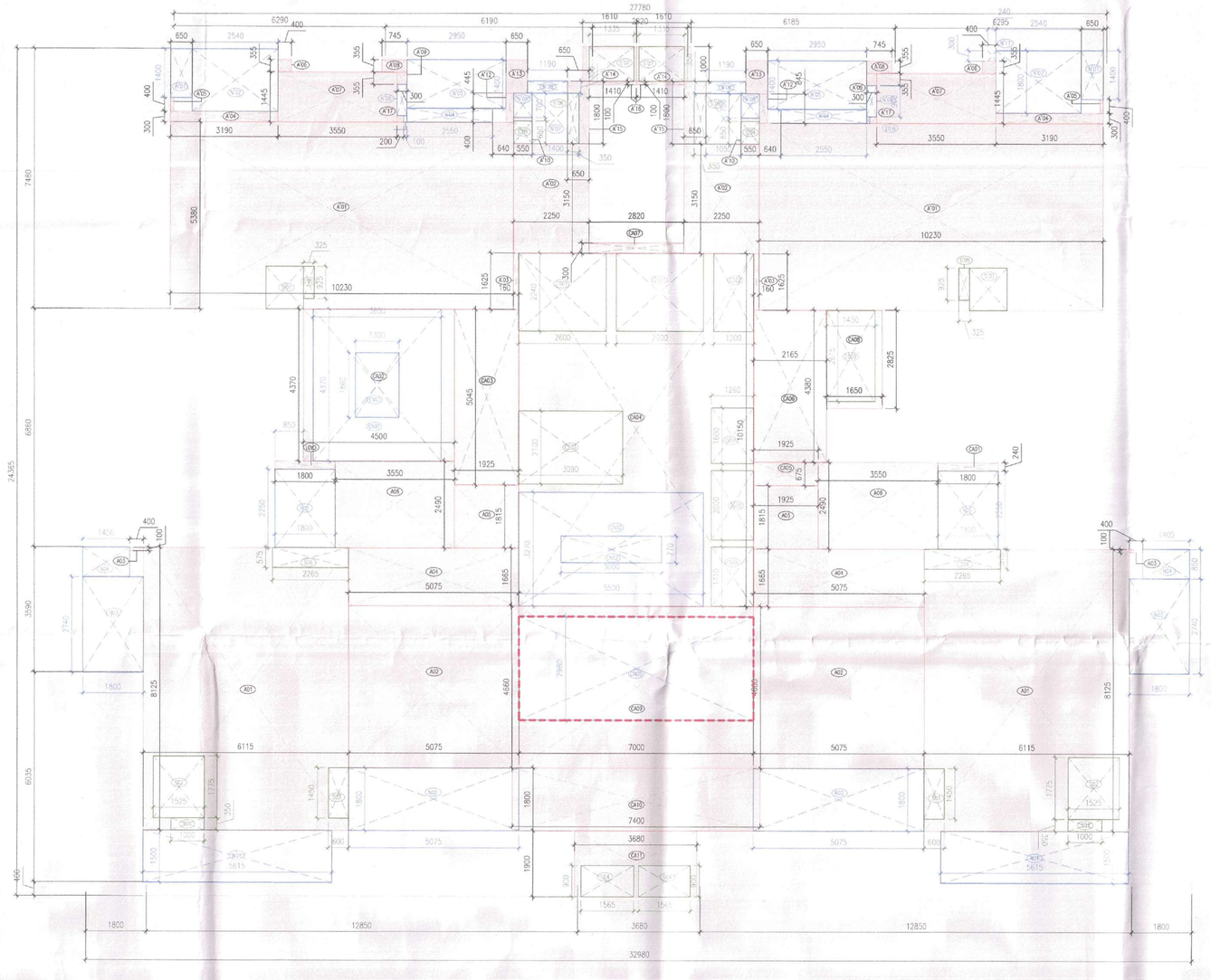

2 TOWER 4- REFUGE FLOOR AREA DIAGRAM
1:100 (20TH & 30TH FLOOR)

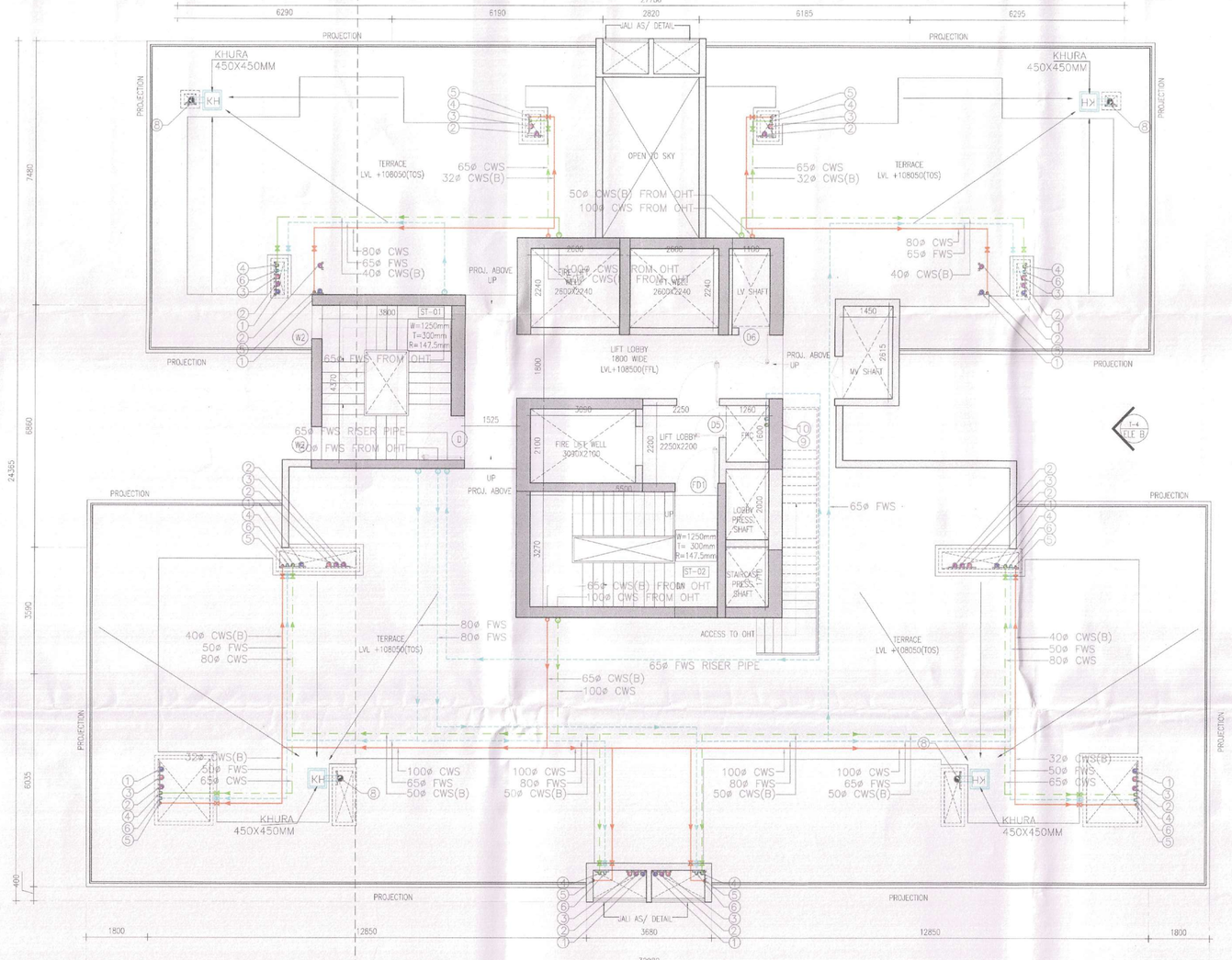

3 TOWER 4- TERRACE LEVEL PLAN (LVL +108000)
1:100

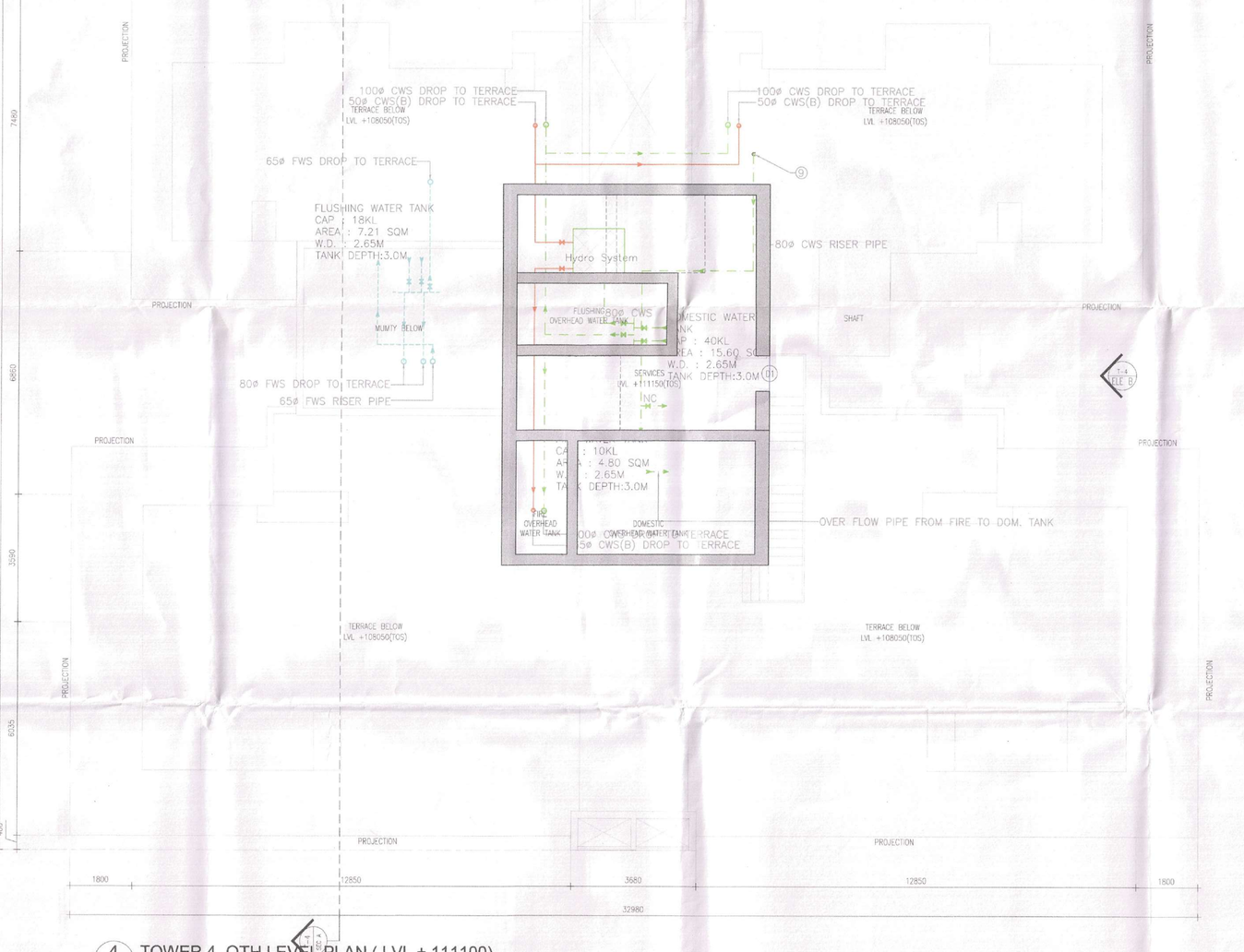

4 TOWER 4- OTH LEVEL PLAN (LVL + 111100)
1:100

TOWER - 4 REFUGE FLOOR FAR AREA Additions					
Description	Length (mm)	Breadth (mm)	Area (sqm)	No. of repetitions	Total Area (sqm)
Area of rectangle - A01	6110	8125	49.66	1	49.66
Area of rectangle - A02	3075	4660	23.65	2	47.29
Area of rectangle - A03	400	150	0.06	2	0.09
Area of rectangle - A04	3075	1605	8.45	2	16.90
Area of rectangle - A05	3325	1855	6.17	1	6.17
Area of rectangle - A06	3150	2990	9.86	2	19.69
Area of rectangle - A10	3030	5385	15.54	2	31.07
Area of rectangle - A 12	2290	3150	7.09	2	14.17
Area of rectangle - A 13	160	1680	0.26	2	0.53
Area of rectangle - A 14	3180	885	0.96	2	1.91
Area of rectangle - A 15	1400	1400	1.96	2	3.92
Area of rectangle - A 16	400	400	0.16	2	0.32
Area of rectangle - A 17	3030	1695	5.13	2	10.26
Area of rectangle - A 18	700	855	0.59	1	0.59
Area of rectangle - A 19	355	350	0.12	2	0.25
Area of rectangle - A 20	550	750	0.41	2	0.83
Area of rectangle - A 22	240	840	0.20	2	0.40
Area of rectangle - A 23	650	855	0.56	2	1.11
Area of rectangle - A 24	1610	1000	1.61	2	3.22
Area of rectangle - A 25	1800	850	1.53	2	3.06
Area of rectangle - A 26	1410	150	0.21	2	0.42
Area of rectangle - A 27	240	350	0.08	2	0.17
Area of rectangle - C401	1800	240	0.43	2	0.86
Area of rectangle - C402	4350	4500	19.57	1	19.57
Area of rectangle - C403	3020	3065	9.25	1	9.25
Area of rectangle - C404	7000	10320	71.25	1	71.25
Area of rectangle - C405	1925	675	1.30	1	1.30
Area of rectangle - C406	2120	4480	9.50	1	9.50
Area of rectangle - C407	300	2820	0.85	1	0.85
Area of rectangle - C408	3070	3825	4.92	1	4.92
Total of all Additions 'A'					**492.40**
Deductions					
Description	Length (mm)	Breadth (mm)	Area (sqm)	No. of figures	Total Area (sqm)
Area of rectangle - S01	1000	775	0.77	2	1.55
Area of rectangle - S02	1020	1750	1.79	2	3.57
Area of rectangle - S03	600	1450	0.87	2	1.74
Area of rectangle - S04	1510	925	1.37	2	2.79
Area of rectangle - S05	2260	575	1.30	2	2.60
Area of rectangle - S1B	1320	1125	1.49	2	2.97
Area of rectangle - S1A	550	650	0.36	2	0.71
Area of rectangle - S1B	350	550	0.19	2	0.38
Area of rectangle - S1B	350	1450	0.51	3	1.52
Area of rectangle - S1F	1140	1050	1.20	2	2.39
Area of rectangle - C501	2000	2240	5.42	2	11.04
Area of rectangle - C502	1000	2340	2.34	2	4.68
Area of rectangle - C503	3000	2320	6.96	2	13.92
Area of rectangle - C504	1260	3020	3.81	2	7.62
Area of rectangle - C505	1260	3000	3.78	2	7.56
Area of rectangle - C506	1260	1750	2.20	2	4.41
Area of rectangle - C509	1450	2625	3.79	2	7.61
Area of rectangle - C903	3850	4025	15.51	1	15.49
Area of rectangle - C902	5500	3250	17.87	1	17.88
Total of all Deductions 'B'					**87.88**
NET FAR AREA= A-B					**365.148**
TOTAL FAR AREA					**354.716**

TOWER - 4 REFUGE FLOOR NON FAR AREA Additions					
Description	Length (mm)	Breadth (mm)	Area (sqm)	No. of figures	Total Area (sqm)
Area of rectangle - N01	5615	1555	8.42	2	16.84
Area of rectangle - N02	5275	1855	9.78	2	19.71
Area of rectangle - N03	3800	2760	10.49	2	20.98
Area of rectangle - N04	3400	850	2.89	2	2.89
Area of rectangle - N05	1800	2550	4.59	2	9.18
Area of rectangle - N06	1800	1500	2.70	2	5.40
Area of rectangle - N07	3000	240	0.72	1	0.72
Area of rectangle - N11	3400	650	0.85	2	1.69
Area of rectangle - N12	2140	2820	6.03	2	12.06
Area of rectangle - N13	1810	1910	3.46	2	6.92
Area of rectangle - N14	2550	420	1.07	2	2.14
Area of rectangle - N15	3190	1420	4.47	2	8.93
Area of rectangle - N16	300	900	0.27	2	0.54
Area of rectangle - N17	1790	1410	2.47	2	4.94
Area of rectangle - N18	790	950	0.75	2	0.75
Area of rectangle - N19	1840	350	0.64	2	1.28
Area of rectangle - N20	410	950	0.39	2	0.78
Area of rectangle - N21	240	300	0.07	2	0.14
Area of rectangle - C501	3800	4370	16.61	1	16.608
Area of rectangle - C502	5500	3270	17.99	1	17.985
Area of rectangle - C503	2250	2200	4.95	1	4.95
Total of all Additions 'A'					**136.06**
Deductions					
Description	Length (mm)	Breadth (mm)	Area (sqm)	No. of figures	Total Area (sqm)
Area of rectangle - C651	1400	1840	2.62	1	2.420
Area of rectangle - C652	3000	790	2.31	1	2.370
Area of rectangle - C653	1850	2835	4.94	1	4.691
Total of all Deductions 'B'					**9.479**
NET NON FAR AREA= A-B					**116.692**

TOWER - 04 REFUGE FLOOR FAR AREA Additions					
Description	Length (mm)	Breadth (mm)	Area (sqm)	No. of repetitions	Total Area (sqm)
Area of rectangle - C409	7000	4800	33.60	1	33.600
Area of rectangle - C410	7400	1800	13.32	1	13.320
Area of rectangle - C411	3400	1900	6.46	1	6.460
Total of all Additions 'A'					**53.380**
Deductions					
Description	Length (mm)	Breadth (mm)	Area (sqm)	No. of figures	Total Area (sqm)
Area of rectangle - S04	1440	1750	2.52	2	2.520
Total of all Deductions 'B'					**2.520**
NET REFUGE AREA PROVIDED= A-B					**50.428**
REFUGE FLOOR NON FAR AREA Deductions					
Description	Length (mm)	Breadth (mm)	Area (sqm)	No. of figures	Total Area (sqm)
Area of rectangle - C905	7000	2900	20.30	1	20.300
Total of all Deductions 'C'					**20.300**
NET REFUGE FAR AREA= (A-B)-C					**29.568**

TOWER - 04 TERRACE FLOOR NON FAR AREA Additions					
Description	Length (mm)	Breadth (mm)	Area (sqm)	No. of figures	Total Area (sqm)
Area of rectangle - CA01	4500	4800	21.60	1	21.600
Area of rectangle - CA02	7800	3275	25.55	1	25.545
Area of rectangle - CA03	1800	3025	5.45	1	5.445
Total of all Additions 'A'					**113.60**
Deductions					
Description	Length (mm)	Breadth (mm)	Area (sqm)	No. of figures	Total Area (sqm)
Area of rectangle - CN001	2000	2240	5.42	1	11.040
Area of rectangle - CN002	3200	2240	2.69	1	2.688
Area of rectangle - CN003	3000	2320	6.96	1	6.960
Area of rectangle - CN004	1260	1600	2.02	1	2.016
Area of rectangle - CN005	1860	2000	2.52	1	2.520
Area of rectangle - CN006	1260	1750	2.15	1	2.205
Area of rectangle - CN007	2000	750	1.50	1	1.500
Total of all Additions 'B'					**29.80**
NET NON FAR AREA= A-B					**83.82**

ABOVE TERRACE FLOOR NON FAR AREA Additions					
Description	Length (mm)	Breadth (mm)	Area (sqm)	No. of figures	Total Area (sqm)
Area of rectangle - CN00	7600	10700	81.87	1	81.87
Total of all Additions 'A'					**81.87**
NET NON FAR AREA= A-B					**83.87**

TOWER 4 REFUGE AREA CALCULATION AS/ NBC 2016 ANNEX 5.1.4	
COVERED AREA FOR 2 CONSECUTIVE FLOORS	831.80 SQM
OCCUPANT LOAD @ 12.5 SQM/ PERSON	66.5
0.3 Sqfd Refuge Area To be Provided per occupant load & 0.9 sqm additional for accomodating wheelchair requirement.	
REFUGE AREA REQUIRED	20.1 SQM
REFUGE AREA PROVIDED	50.42 SQM
REFUGE AREA IN NON-FAR	20.860 SQM
REFUGE AREA IN FAR	29.56 SQM

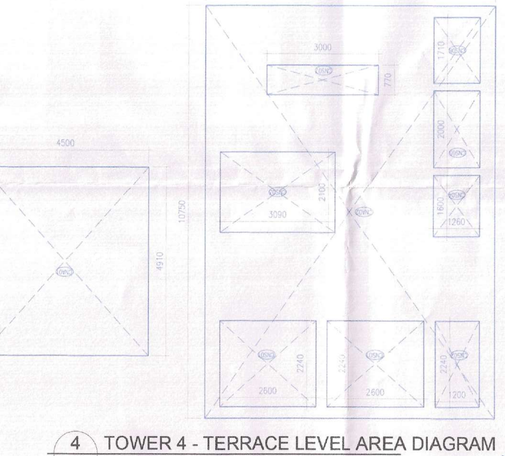

4 TOWER 4 - TERRACE LEVEL AREA DIAGRAM
1:100

Checked and found ok for Public Health (Internal) Service only subject to comments in in forwarding letter No.2141/SE/ ... Dt/ 30/11/23

Superintending Engineer (HQ) for Chief Engineer-I HSVP, Panchkula

SANCTIONED TO BE READ WITH THIS OFFICE MEMO NO.: DATED :

4 TOWER 4 - OHT LEVEL AREA DIAGRAM
1:100

Residential Tower Schedule					
DOORS & WINDOW SCHEDULE					
ROUGH OPENINGS (MASONRY)					
DOORS					
Tags	Width	Height	Lintel	Sill	
D	1250	2250	2250	0	1 HR FIRE RATED DOOR
D1	1250	2250	2250	0	
D2	1250	2250	2250	0	
D3	1250	2250	2250	0	
D4	1250	2250	2250	0	
D5	1000	2250	2250	0	
D6	900	2150	2250	100	
D7	900	2250	2250	0	
D8	900	2250	2250	0	
D9	800	2250	2250	0	
D10	800	2250	2250	0	
D11	800	2250	2250	0	
D12	800	2250	2250	0	
D13	800	2250	2250	0	
D14	800	2250	2250	0	
D15	800	2250	2250	0	1 HR FIRE RATED DOOR
D21	1200	2250	2250	0	
GD1	1250	2250	2250	0	
FIRE DOORS					
ROUGH OPENINGS (MASONRY)					
Tags	Width	Height	Lintel	Sill	
FD1	1250	2250	2250	0	
FD2	1200	2250	2250	0	
FD3	1500	2250	2250	0	
FD4	2000	2250	2250	0	
FD5	1000	2250	2250	0	
FD6	900	2150	2250	100	
FD7	1200	1950	2250	300	
FD7A	1100	1950	2250	300	
FD8	900	1950	2250	300	
RS1	3500	3000	2250	0	
DOOR WINDOW					
ROUGH OPENINGS (MASONRY)					
Tags	Width(W)*Height(H)	Height	Lintel	Sill	
DW1	900*750	2250	2150	1250	0/100
DW2	900*550	2250	2150	1250	0/100
DW3	900*450	2250	2150	1250	0/100
DW4	900*425	2250	1000	1250	0/1250
DW5	800*300	2250	1000	1250	0/1250
WINDOW					
ROUGH OPENINGS (MASONRY)					
W1	2400	1000	2250	1200	
W2	1800	1000	2250	1200	
W3	1225	2150	2250	100	
W4	800	1050	2250	1200	
W5	600	1000	2250	1250	
W6	600	1000	2250	1250	
W7	600	1000	2250	1250	
W8	450	1000	2250	1250	
SLIDING DOOR					
SD1	2500	2250	2250	0	
SD2	2400	2250	2250	0	
SD3	2250	2250	2250	0	
SD4	1800	2250	2250	0	

PLUMBING LECEND:-

S.NO	DESCRIPTION	SYMBOL
1.	110 OD VERTICAL SOIL PIPE	
2.	110 OD VERTICAL WASTE PIPE	
3.	110 OD ANTISYPHONIC PIPE	
4.	DOMESTIC WATER SUPPLY DOWN TAKE PIPE	
5.	DOMESTIC WATER SUPPLY PIPE (BOOSTED)	
6.	FLUSHING WATER SUPPLY DOWN TAKE PIPE	
7.	100 MM BALCONY DRAIN PIPE	
8.	110 OD RAIN WATER PIPE	
9.	DOMESTIC WATER SUPPLY RISER PIPE	
10.	FLUSHING WATER SUPPLY RISER PIPE	
11.	FLOOR TRAP	FT
12.	FLOOR DRAIN	FD
11.	ACCESS DOOR	AD
12.	KHURRA FOR BALCONY DRAIN	

SCHEDULE OF FLOOR CUTOUTS

S.NO	DESCRIPTION	SIZE OF CUTOUT
1.	CUTOUT FOR BATHK CLOSET OUTLET PIPE	150X150mm
2.	CUTOUT FOR FLOOR TRAP OUTLET PIPE	150X150mm
3.	CUTOUT FOR FLOOR DRAIN OUTLET PIPE	150X150mm
4.	CUTOUT FOR WASH BASIN DRAIN PIPE	75X75mm

PIPE SCHEDULE

DESCRIPTION	SIZE
PIPE DIA FROM FT TO VERTICAL STACK	110 OD UPVC
PIPE DIA FROM WC TO VERTICAL STACK	110 OD UPVC
PIPE DIA FROM FD TO FT	63 OD UPVC
PIPE DIA FROM WB TO FT	40 OD UPVC
PIPE DIA FROM KITCHEN SINK TO FT	50 OD UPVC

SUBMISSION DRAWINGS

FOR APPROVAL AND STAMPING

DTP (HQ) STP (HQ) Town and Country Planner HSVP | STP (HQ) Town and Country Planner HSVP | DEPUTY TOWN PLANNER HSVP

AD | PA | AAO

Consultant Architect | DTP (HQ) | (Dinesh Kumar) PA(HQ)

NOTES:

1. All fixture provided in toilets are as per N.B.C.
2. Basement will be mechanically ventilated.
3. All spaces (parking basement, services basement etc.) Will be artificially lit.
4. Standby generating capacity will be provided for the electrical requirement of the total scheme. This therefore includes standby generation for all common services, fire services, lifts etc. And also the entire electrical load for the ventilation.
5. Fire safety measures as per NBC includes smoke detector, heat detector, sprinkler spacing in compliance with code.
6. All eternal walls are 200mm and all internal walls are 100mm thick. (Valid for all drawings)

ARCHITECT

MORPHOGENESIS
41, Industrial Estate, Okhla Phase - III,
New Delhi 110020
TEL: 91 11 41828070
E Mail: studio@morphogenesis.org

CONSULTING STRUCTURAL ENGINEER

WHITBY WOOD
WHITBY WOOD PRIVATELIMITED
Unit 1101, Lodha Supremus, Sak Vihar Road, Powai, Andheri (East), Mumbai - 400072, India
T: +91 22 67270700
W: www.whitbywood.com
E: prithviraj.desai@whitbywood.com

CONSULTING MEP

PROION
Proion Consultants Private Limited
Plot No. 2, Sector 44, Institutional Area, New Delhi - 110 044, India
T +91 11 4504 7800 F +91 11 4504 7820
E mail : info@proion.com
Web : www.proion.net

CONSULTING LANDSCAPE ARCHITECT

MORPHOGENESIS
41, Industrial Estate, Okhla Phase - III,
New Delhi 110020
TEL: 91 11 41828070
E Mail: studio@morphogenesis.org

KEY PLAN

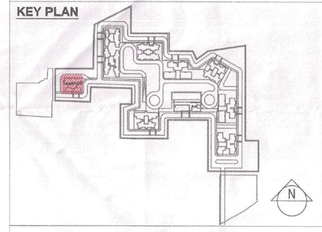

PROJECT

Proposed building plan for Mixed Land Use Colony (95% Residential and 5% Commercial) under TOD policy over an area measuring 14.20425 acres in the revenue estate of village Hayatpur Sector-89, Gurugram being developed by Godrej Properties Ltd.
(Lic No151 of 2023 Dated 20-07-2023)

DEVELOPER

Godrej Properties Ltd.
Unit No. 3C, 5th Floor, Godrej One, Pirojshanagar, Vikhroli East,
Mumbai - 400 079.

PROPERTIES

DEVELOPER'S SIGNATURE :

For Godrej Properties Ltd.
Authorised Signatory

AUTHORIZED SIGNATORY

ARCHITECT'S SIGNATURE :

KIRAN YADAV
CA/2010/48182

DRAWING NAME

TOWER 4
REFUGE FLOOR PLAN (20TH & 30TH), TERRACE FLOOR AND OHT LVL PLAN
REFUGE FLOOR, TERRACE AND OHT LEVEL AREA DIAGRAM

DRAWING NO.

S-29

SCALE	1:100
DATE	09.10.2023