(28)

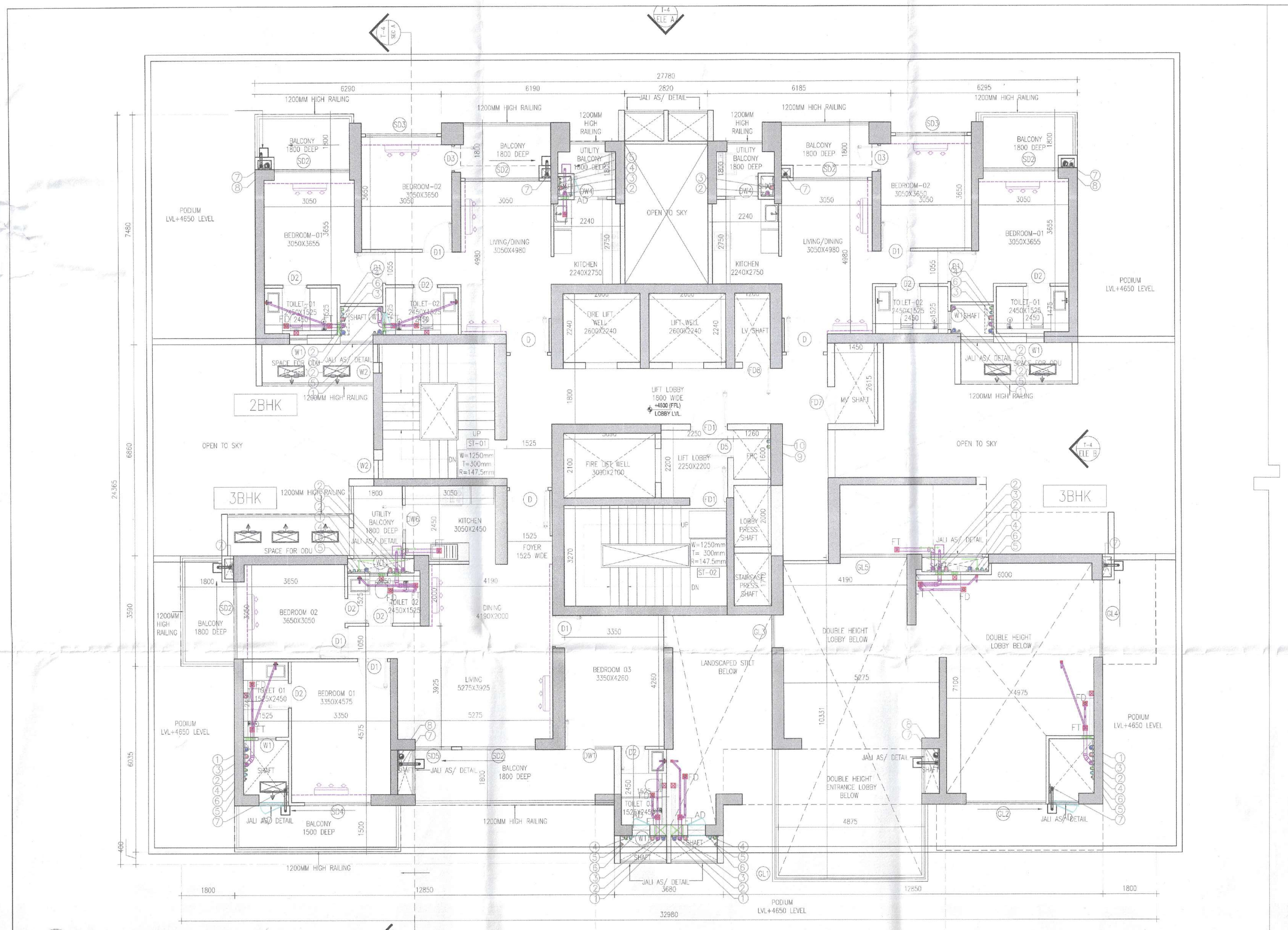

1 TOWER 4- FIRST FLOOR PLAN
1:100 Level +4800

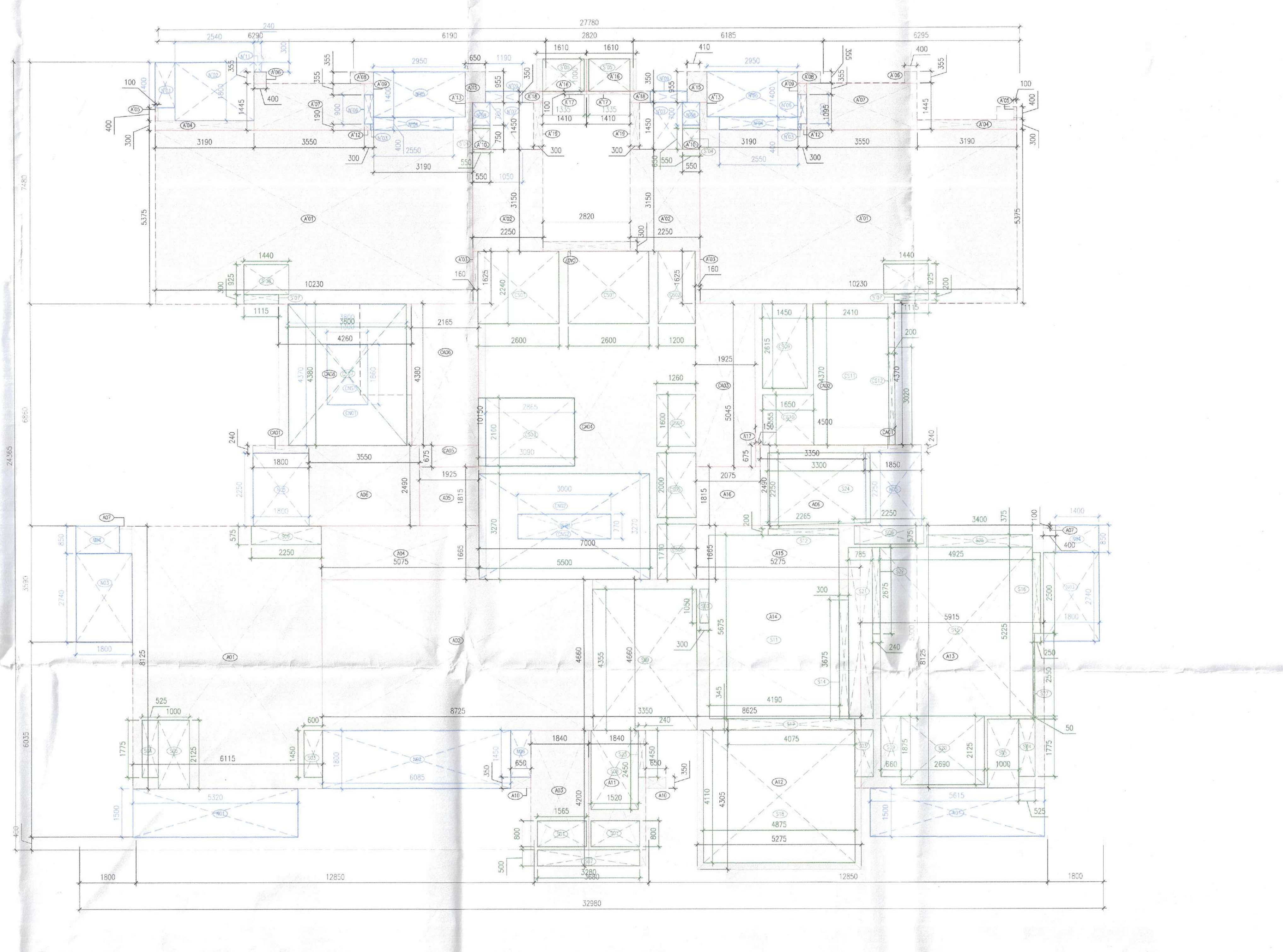

2 TOWER 4- FIRST FLOOR AREA DIAGRAM
1:100

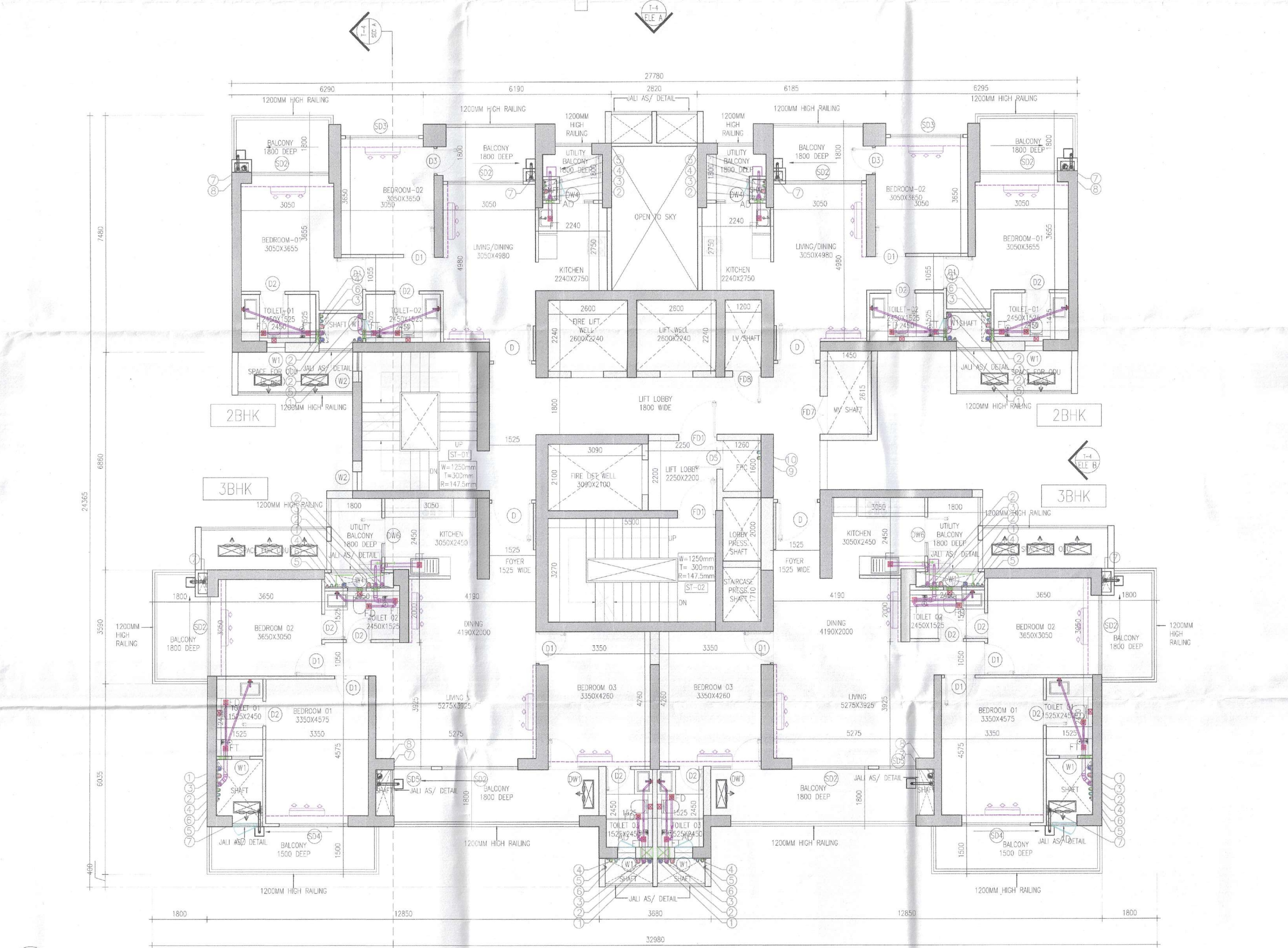

3 TOWER 4- TYPICAL FLOOR PLAN
1:100 2nd TO19th FLOOR, FROM 21st TO 29TH & 31st TO 35th

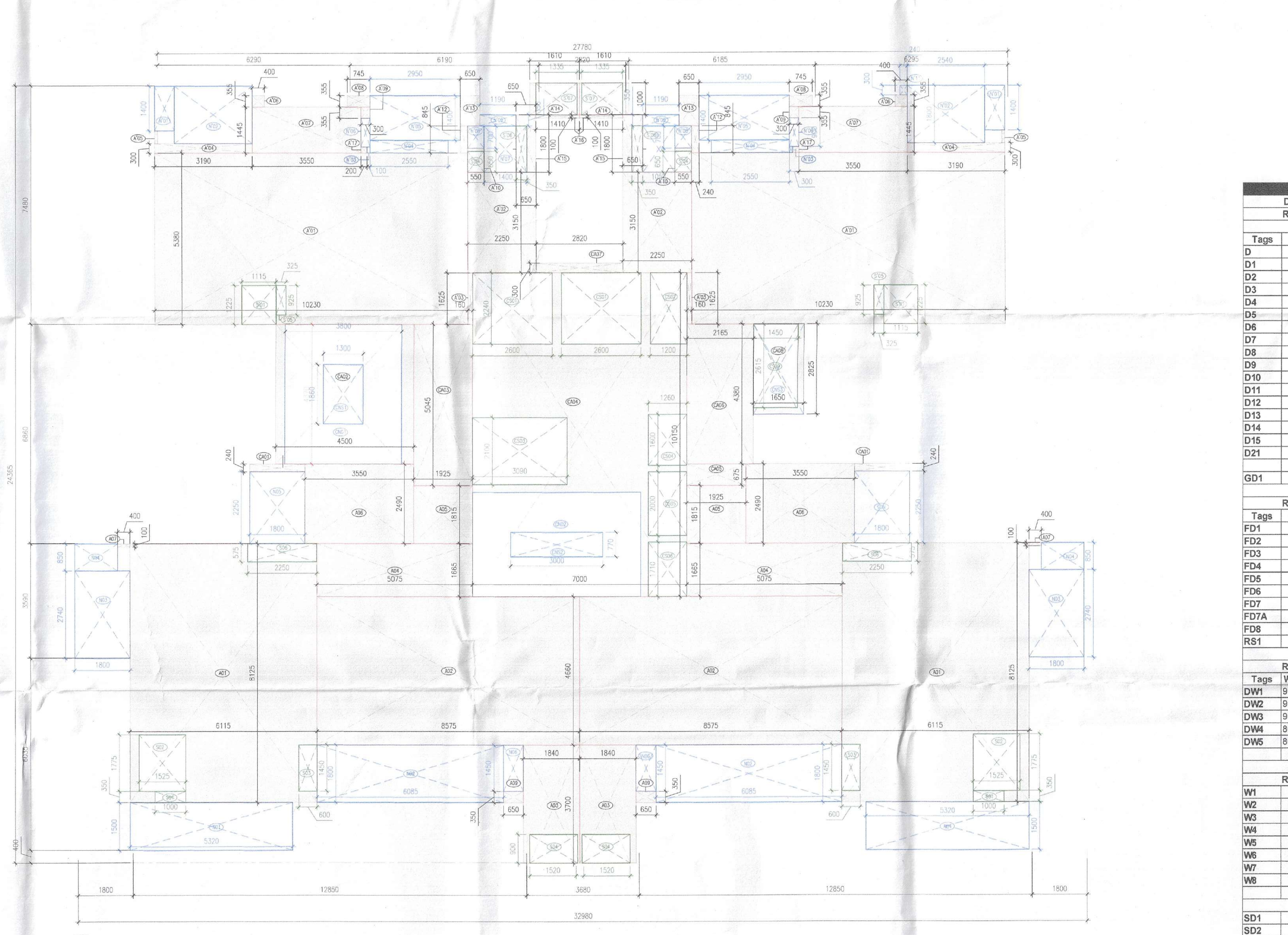

4 TOWER 4 - TYPICAL FLOOR AREA DIAGRAM
1:100

TOWER - 4					
FIRST FLOOR FAR AREA					
Additions					
Description	Length (mm)	Breadth (mm)	Area (sqm)	No. of repetitions	Total Area (sqm)
Area of rectangle A01	6115	8125	49.68	1	49.684
Area of rectangle A02	8725	4660	40.66	1	40.659
Area of rectangle A03	1765	4200	7.41	1	7.413
Area of rectangle A04	5075	1665	8.45	1	8.450
Area of rectangle A05	1925	1815	3.49	1	3.494
Area of rectangle A06	3550	2490	8.84	2	17.679
Area of rectangle A07	400	100	0.04	2	0.080
Area of rectangle A10	650	350	0.23	2	0.455
Area of rectangle A11	1840	4200	7.73	1	7.728
Area of rectangle A12	5275	4305	22.71	1	22.709
Area of rectangle A13	5915	8125	48.06	1	48.059
Area of rectangle A14	8625	4660	40.19	1	40.193
Area of rectangle A15	5275	1665	8.78	1	8.783
Area of rectangle A16	2075	1815	3.77	1	3.766
Area of rectangle A17	150	675	0.10	1	0.101
Area of rectangle A'01	10230	5380	55.04	2	110.075
Area of rectangle A'02	2250	3150	7.09	2	14.175
Area of rectangle A'03	160	1625	0.26	2	0.520
Area of rectangle A'04	3190	300	0.96	2	1.914
Area of rectangle A'05	400	100	0.04	2	0.080
Area of rectangle A'06	355	400	0.14	2	0.284
Area of rectangle A'07	3550	1445	5.13	2	10.260
Area of rectangle A'08	355	745	0.26	2	0.529
Area of rectangle A'09	355	300	0.11	2	0.213
Area of rectangle A'10	550	750	0.41	2	0.825
Area of rectangle A'12	205	190	0.04	2	0.078
Area of rectangle A'13	845	240	0.20	2	0.406
Area of rectangle A'15	650	955	0.62	2	1.242
Area of rectangle A'16	1610	1000	1.61	2	3.220
Area of rectangle A'17	1410	100	0.14	2	0.282
Area of rectangle A'18	650	350	0.23	2	0.455
Area of rectangle A'19	1450	300	0.44	2	0.870
Area of rectangle CA01	1800	240	0.43	2	0.864
Area of rectangle CA02	4500	4370	19.67	1	19.665
Area of rectangle CA03	1925	5045	9.71	1	9.712
Area of rectangle CA04	7000	10150	71.05	1	71.050
Area of rectangle CA05	1925	675	1.30	1	1.299
Area of rectangle CA06	2165	4380	9.48	1	9.483
Area of rectangle CA07	300	2820	0.85	1	0.846
Area of rectangle CA08	4260	4385	18.68	1	18.680
Total of all Additions 'A'					536.278
Deductions					
Description	Length (mm)	Breadth (mm)	Area (sqm)	No. of figures	Total Area (sqm)
Area of rectangle S01	1565	800	1.25	2	2.504
Area of rectangle S03	600	1450	0.87	2	1.740
Area of rectangle S04	525	1775	0.93	2	1.864
Area of rectangle S05	1000	2125	2.13	2	4.250
Area of rectangle S06	2250	575	1.29	2	2.588
Area of rectangle S07	3280	500	1.64	1	1.640
Area of rectangle S08	1520	2450	3.72	1	3.724
Area of rectangle S09	3350	4355	14.59	1	14.589
Area of rectangle S10	300	1050	0.32	1	0.315
Area of rectangle S11	4190	5675	23.78	1	23.778
Area of rectangle S12	2265	200	0.45	1	0.453
Area of rectangle S14	300	3675	1.10	1	1.103
Area of rectangle S15	4925	5225	25.73	1	25.733
Area of rectangle S16	2500	250	0.63	1	0.625
Area of rectangle S17	4075	345	1.41	1	1.406
Area of rectangle S18	4875	4110	20.04	1	20.036
Area of rectangle S19	660	1875	1.24	1	1.238
Area of rectangle S20	2690	2125	5.72	1	5.716
Area of rectangle S21	781	5300	4.14	1	4.139
Area of rectangle S22	240	2675	0.64	1	0.642
Area of rectangle S23	240	1450	0.35	1	0.348
Area of rectangle S24	3300	2250	7.43	1	7.425
Area of rectangle S25	3400	375	1.28	1	1.275
Area of rectangle S27	50	2550	0.13	1	0.128
Area of rectangle S'04	650	550	0.36	2	0.715
Area of rectangle S'05	1335	1000	1.34	2	2.670
Area of rectangle S'07	1115	300	0.33	2	0.669
Area of rectangle S'08	1440	925	1.33	2	2.664
Area of rectangle CS01	2600	2240	5.82	2	11.648
Area of rectangle CS02	1200	2240	2.69	1	2.688
Area of rectangle CS03	3090	2100	6.49	1	6.489
Area of rectangle CS04	1260	1600	2.02	1	2.016
Area of rectangle CS05	1260	2000	2.52	1	2.520
Area of rectangle CS06	1260	1710	2.15	1	2.155
Area of rectangle CS07	3800	4380	16.64	1	16.644
Area of rectangle CS08	5500	3270	17.99	1	17.985
Area of rectangle CS09	1450	2615	3.79	1	3.792
Area of rectangle CS10	1555	1650	2.57	1	2.566
Area of rectangle CS11	2410	4370	10.53	1	10.532
Area of rectangle CS12	200	3020	0.60	1	0.604
Total of all Deductions 'B'					213.614
NET FAR AREA= A-B					322.664

TOWER -4					
FIRST FLOOR NON FAR AREA					
Additions					
Description	Length (mm)	Breadth (mm)	Area (sqm)	No. of figures	Total Area (sqm)
Area of rectangle N01	5320	1500	7.98	2	15.960
Area of rectangle N02	6085	1800	10.95	1	10.953
Area of rectangle N03	1800	2740	4.93	2	9.864
Area of rectangle N04	1400	850	1.19	2	2.380
Area of rectangle N05	1800	2250	4.05	2	8.100
Area of rectangle N06	850	240	0.20	1	0.204
Area of rectangle N07	1800	240	0.43	1	0.432
Area of rectangle N'01	1400	650	0.91	1	0.910
Area of rectangle N'02	2540	1800	4.57	1	4.572
Area of rectangle N'03	100	190	0.02	1	0.019
Area of rectangle N'04	2550	400	1.02	1	1.020
Area of rectangle N'05	3190	1400	4.47	1	4.466
Area of rectangle N'06	300	900	0.27	1	0.270
Area of rectangle N'07	1700	1450	2.47	1	2.465
Area of rectangle N'08	700	550	0.39	1	0.385
Area of rectangle N'09	1840	350	0.64	1	0.644
Area of rectangle N'10	410	955	0.39	1	0.392
Area of rectangle N'11	240	300	0.07	1	0.072
Area of rectangle CN01	3800	4370	16.61	1	16.606
Area of rectangle CN02	5500	3270	17.99	1	17.985
Area of rectangle CN03	2250	2200	4.95	1	4.950
Total of all Additions 'A'					102.649
Deductions					
Description	Length (mm)	Breadth (mm)	Area (sqm)	No. of figures	Total Area (sqm)
Area of rectangle CNS1	1300	1860	2.42	1	2.418
Area of rectangle CNS2	3000	770	2.31	1	2.310
Area of rectangle CNS3	1650	2815	4.64	1	4.645
Total of all Deductions 'B'					9.373
NET NON FAR AREA= A-B					93.276

Residential Tower Schedule					
DOORS & WINDOW SCHEDULE					
ROUGH OPENINGS (MASONRY)					
DOORS					
Tags	Width	Height	Lintel	Sill	
D	1250	2250	2250	0	1 HR FIRE RATED DOOR
D1	1250	2250	2250	0	
D2	1250	2250	2250	0	
D3	1250	2250	2250	0	
D4	1250	2250	2250	0	
D5	1000	2250	2250	0	
D6	900	2150	2250	100	
D7	900	2250	2250	0	
D8	900	2250	2250	0	
D9	800	2250	2250	0	
D10	800	2250	2250	0	
D11	800	2250	2250	0	
D12	800	2250	2250	0	
D13	800	2250	2250	0	
D14	800	2250	2250	0	
D15	800	2250	2250	0	1 HR FIRE RATED DOOR
D21	1200	2250	2250	0	
GD1	1250	2250	2250	0	
FIRE DOORS					
ROUGH OPENINGS (MASONRY)					
Tags	Width	Height	Lintel	Sill	
FD1	1250	2250	2250	0	
FD2	1200	2250	2250	0	
FD3	1500	2250	2250	0	
FD4	2000	2250	2250	0	
FD5	1000	2250	2250	0	
FD6	900	2150	2250	100	
FD7	1200	1950	2250	300	
FD7A	1100	1950	2250	300	
FD8	900	1950	2250	300	
RS1	3500	3000	2250	0	
DOOR WINDOW					
ROUGH OPENINGS (MASONRY)					
Tags	Width/(D+W)	Height	Lintel	Sill	
DW1	900+750	2250/2150	2250	0/100	
DW2	900+550	2250/2150	2250	0/100	
DW3	900+450	2250/2150	2250	0/100	
DW4	800+425	2250/1000	2250	0/1250	
DW5	800+300	2250/1000	2250	0/1250	
WINDOW					
ROUGH OPENINGS (MASONRY)					
W1	2400	1000	2250	1200	
W2	1800	1050	2250	1200	
W3	1225	2150	2250	100	
W4	800	1050	2250	1200	
W5	600	1000	2250	1250	
W6	600	1000	2250	1250	
W7	600	1000	2250	1250	
W8	450	1000	2250	1250	
SLIDING DOOR					
SD1	2500	2250	2250	0	
SD2	2400	2250	2250	0	
SD3	2250	2250	2250	0	
SD4	1800	2250	2250	0	

TOWER - 4					
TYPICAL FLOOR FAR AREA					
Additions					
Description	Length (mm)	Breadth (mm)	Area (sqm)	No. of repetitions	Total Area (sqm)
Area of rectangle A01	6115	8125	49.68	2	99.369
Area of rectangle A02	8575	4660	39.96	2	79.919
Area of rectangle A03	1840	3700	6.81	2	13.616
Area of rectangle A04	5075	1665	8.45	2	16.900
Area of rectangle A05	1925	1815	3.49	2	6.988
Area of rectangle A06	3550	2490	8.84	2	17.679
Area of rectangle A07	400	100	0.04	2	0.080
Area of rectangle A09	650	350	0.23	2	0.455
Area of rectangle A'01	10230	5380	55.04	2	110.075
Area of rectangle A'02	2250	3150	7.09	2	14.175
Area of rectangle A'03	160	1625	0.26	2	0.520
Area of rectangle A'04	3190	300	0.96	2	1.914
Area of rectangle A'05	100	400	0.04	2	0.080
Area of rectangle A'06	400	400	0.16	2	0.320
Area of rectangle A'07	3550	1445	5.13	2	10.260
Area of rectangle A'08	745	355	0.26	2	0.529
Area of rectangle A'09	355	300	0.11	2	0.213
Area of rectangle A'10	550	750	0.41	2	0.825
Area of rectangle A'12	240	845	0.20	2	0.406
Area of rectangle A'13	650	955	0.62	2	1.242
Area of rectangle A'14	1610	1000	1.61	2	3.220
Area of rectangle A'15	1800	650	1.17	2	2.340
Area of rectangle A'16	1410	100	0.14	2	0.282
Area of rectangle A'17	200	190	0.04	2	0.076
Area of rectangle CA01	1800	240	0.43	2	0.864
Area of rectangle CA02	4370	4500	19.67	1	19.665
Area of rectangle CA03	1925	5045	9.71	1	9.712
Area of rectangle CA04	7000	10150	71.05	1	71.050
Area of rectangle CA05	1925	675	1.30	1	1.299
Area of rectangle CA06	2165	4380	9.48	1	9.483
Area of rectangle CA07	300	2820	0.85	1	0.846
Area of rectangle CA08	1650	2825	4.66	1	4.661
Total of all Additions 'A'					499.061
Deductions					
Description	Length (mm)	Breadth (mm)	Area (sqm)	No. of repetitions	Total Area (sqm)
Area of rectangle S01	1000	350	0.35	2	0.700
Area of rectangle S02	1525	1775	2.71	2	5.414
Area of rectangle S03	600	1450	0.87	2	1.740
Area of rectangle S04	1520	900	1.37	2	2.736
Area of rectangle S06	2250	575	1.29	2	2.588
Area of rectangle S'01	1115	1225	1.37	2	2.732
Area of rectangle S'04	650	550	0.36	2	0.715
Area of rectangle S'05	325	925	0.30	2	0.601
Area of rectangle S'06	350	1450	0.51	3	1.523
Area of rectangle S'07	1335	1000	1.34	2	2.670
Area of rectangle CS01	2600	2240	5.82	2	11.648
Area of rectangle CS02	1200	2240	2.69	1	2.688
Area of rectangle CS03	3090	2100	6.49	1	6.489
Area of rectangle CS04	1260	1600	2.02	1	2.016
Area of rectangle CS05	1260	2000	2.52	1	2.520
Area of rectangle CS06	1260	1710	2.15	1	2.155
Area of rectangle CS09	1450	2615	3.79	1	3.792
Area of rectangle CN01	3800	4370	16.61	1	16.606
Area of rectangle CN02	5500	3270	17.99	1	17.985
Total of all Deductions 'B'					87.316
NET FAR AREA= A-B					411.744

TOWER -4					
TYPICAL FLOOR NON FAR AREA					
Additions					
Description	Length (mm)	Breadth (mm)	Area (sqm)	No. of repetitions	Total Area (sqm)
Area of rectangle N01	5615	1500	8.42	2	16.845
Area of rectangle N02	6085	1800	10.95	2	21.906
Area of rectangle N03	1800	2740	4.93	2	9.864
Area of rectangle N04	2550	400	1.02	2	2.040
Area of rectangle N05	1800	2250	4.05	2	8.100
Area of rectangle N06	650	1450	0.94	2	1.885
Area of rectangle N'01	650	650	0.42	2	0.845
Area of rectangle N'02	2540	1050	2.67	2	5.334
Area of rectangle N'03	100	190	0.02	2	0.038
Area of rectangle N'04	2550	400	1.02	2	2.040
Area of rectangle N'05	2950	1400	4.13	2	8.260
Area of rectangle N'06	300	900	0.27	2	0.540
Area of rectangle N'07	1400	1450	2.03	2	4.060
Area of rectangle N'08	700	550	0.39	2	0.770
Area of rectangle N'09	1190	350	0.42	2	0.833
Area of rectangle CN01	3800	4370	16.61	1	16.606
Area of rectangle CN02	5500	3270	17.99	1	17.985
Total of all Additions 'A'					117.951
Deductions					
Description	Length (mm)	Breadth (mm)	Area (sqm)	No. of figures	Total Area (sqm)
Area of rectangle CNS1	1300	1860	2.42	1	2.418
Area of rectangle CNS2	3000	770	2.31	1	2.310
Total of all Deductions 'B'					4.728
NET NON FAR AREA= A-B					113.223

PLUMBING LEGEND:-		
S.NO.	DESCRIPTION	SYMBOL
1.	110 OD VERTICAL SOIL PIPE	①
2.	110 OD VERTICAL WASTE PIPE	②
3.	110 OD ANTISYPHONIC PIPE	③
4.	DOMESTIC WATER SUPPLY DOWN TAKE PIPE	④
5.	DOMESTIC WATER SUPPLY PIPE (BOOSTED)	⑤
6.	FLUSHING WATER SUPPLY DOWN TAKE PIPE	⑥
7.	90 OD BALCONY DRAIN PIPE	⑦
8.	160 OD RAIN WATER PIPE	⑧
9.	DOMESTIC WATER SUPPLY RISER PIPE	⑨
10.	FLUSHING WATER SUPPLY RISER PIPE	⑩
11.	FLOOR TRAP	FT ●
12.	FLOOR DRAIN	FD ○
11.	ACCESS DOOR	AD
12.	KHURRA FOR BALCONY DRAIN	☐

SCHEDULE OF FLOOR CUTOUTS

S.NO.	DESCRIPTION	SIZE OF CUTOUT
1.	CUTOUT FOR WATER CLOSET OUTLET PIPE	150X150mm ☒
2.	CUTOUT FOR FLOOR TRAP OUTLET PIPE	150X150mm ☒
3.	CUTOUT FOR FLOOR DRAIN OUTLET PIPE	150X150mm ☒
4.	CUTOUT FOR WASH BASIN DRAIN PIPE	75X75mm ☒

PIPE SCHEDULE

DESCRIPTION		SIZE
PIPE DIA FROM FT TO VERTICAL STACK	⟹	110 OD uPVC
PIPE DIA FROM WC TO VERTICAL STACK	→	110 OD uPVC
PIPE DIA FROM FD TO FT	⟹	63 OD uPVC
PIPE DIA FROM WB TO FT	⟹	40 OD uPVC
PIPE DIA FROM KITCHEN SINK TO FT	⟹	50 OD uPVC

SANCTIONED
TO BE READ WITH THIS OFFICE
[illegible]
DATED :

Checked and found ok for Public Health (Internal) Service only subject to comments in in forwarding letter No. 240579 Dt/. 8/11/23

Superintending Engineer (HQ)
for Chief Engineer-I
HSVP, Panchkula

SUBMISSION DRAWINGS
FOR APPROVAL AND STAMPING

DTP (HQ)
S.T.P. (HQ) Member Secretary B.P.A.C.
S.T.P. (G) Member B.P.A.C.
C.T.P. (HR) Chairman B.P.A.C.
DTP (T) MEMBER BPAC
AD
PA
ATP
Consultant Architect
DTP (HQ)
(Dinesh Kumar) PA(HQ)

NOTES:

1. All fixture provided in toilets are as per N.B.C.
2. Basement will be mechanically ventilated.
3. All spaces (parking basement, services basement etc.) Will be artificially lit.
4. Standby generating capacity will be provided for the electrical requirement of the total scheme. This therefore includes standby generation for all common services, fire services, lifts etc. And also the entire electrical load for the ventilation.
5. Fire safety measures as per NBC includes smoke detector, heat detector, sprinkler spacing in compliance with code.
6. All eternal walls are 200mm and all internal walls are 100mm thick. (Valid for all drawings)

ARCHITECT

MORPHOGENESIS
41, Industrial Estate, Okhla Phase - III,
New Delhi 110020
TEL: 91 11 41828070
E Mail: studio@morphogenesis.org

CONSULTING STRUCTURAL ENGINEER

WW WHITBY WOOD
WHITBY WOOD PRITAMDASANI
Unit 1101, Lodha Supremus, Saki Vihar Road,
Powai, Andheri (East), Mumbai - 400072, India
T +91 9820 186879
m.pritamdasani@whitbywood.com

CONSULTING MEP

PROION
Proion Consultants
MEP, Fire & Life Safety Consulting
Proion Consultants Private Limited
Address : 82, Sukhdev Vihar,
New Delhi - 110025, India.
Telephone : 011-2632 4400
E-Mail : info@proion.net
Web : www.proion.net

CONSULTING LANDSCAPE ARCHITECT

MORPHOGENESIS
41, Industrial Estate, Okhla Phase - III,
New Delhi 110020
TEL: 91 11 41828070
E Mail: studio@morphogenesis.org

KEY PLAN

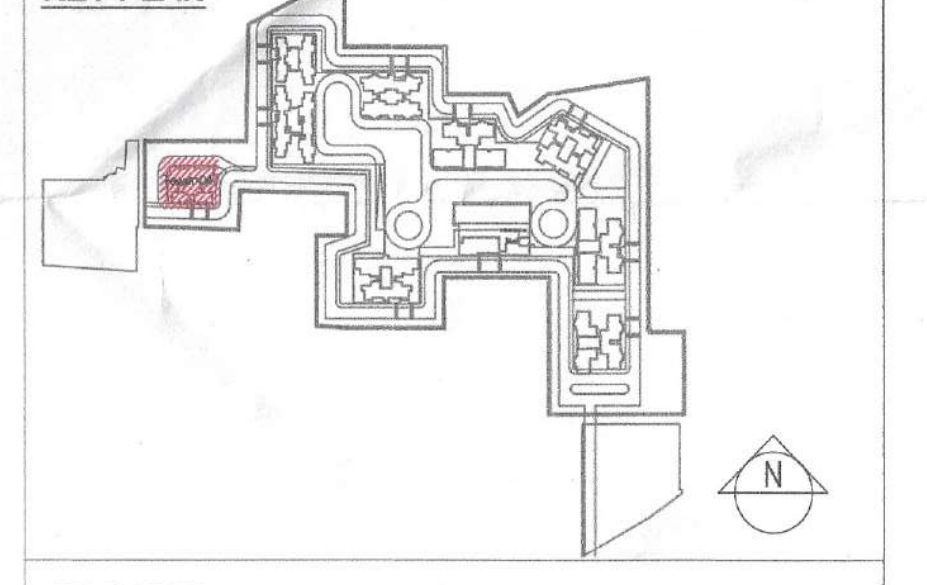

PROJECT

Proposed building plan for Mixed Land Use Colony (95% Residential and 5% Commercial) under TOD policy over an area measuring 14.20625 acres in the revenue estate of village Hayatpur Sector-89, Gurugram being developed by Godrej Properties Ltd.
(Lic No151 of 2023 Dated 20-07-2023)

DEVELOPER

Godrej Properties Ltd.
Unit No. 5C, 5th Floor, Godrej One, Pirojshanagar,
Vikhroli East,
Mumbai - 400 079.
PROPERTIES

DEVELOPER'S SIGNATURE :

For Godrej Properties Ltd.
Authorised Signatory

AUTHORIZED SIGNATORY

ARCHITECT'S SIGNATURE :

KIRAN YADAV
CA/2010/49182

DRAWING NAME

TOWER 4
FIRST FLOOR AND TYPICAL FLOOR PLAN
(2ND TO 19TH , 21ST TO 29TH & 31ST TO 35TH)
FIRST & TYPICAL FLOOR AREA DIAGRAM

DRAWING NO.

S-28

SCALE	1:100
DATE	09.10.2023