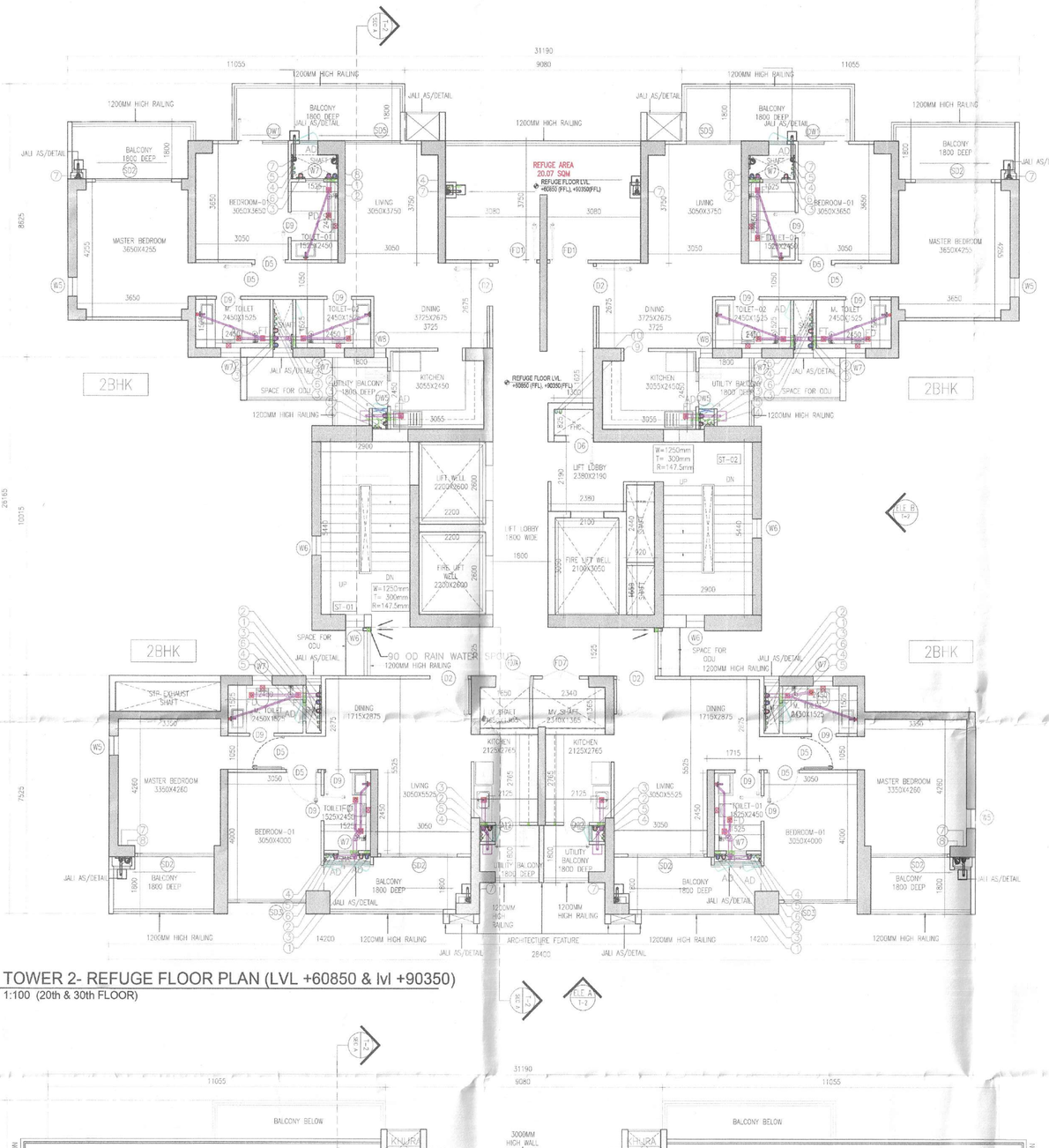

1 TOWER 2- REFUGE FLOOR PLAN (LVL +60850 & lvl +90350)
1:100 (20th & 30th FLOOR)

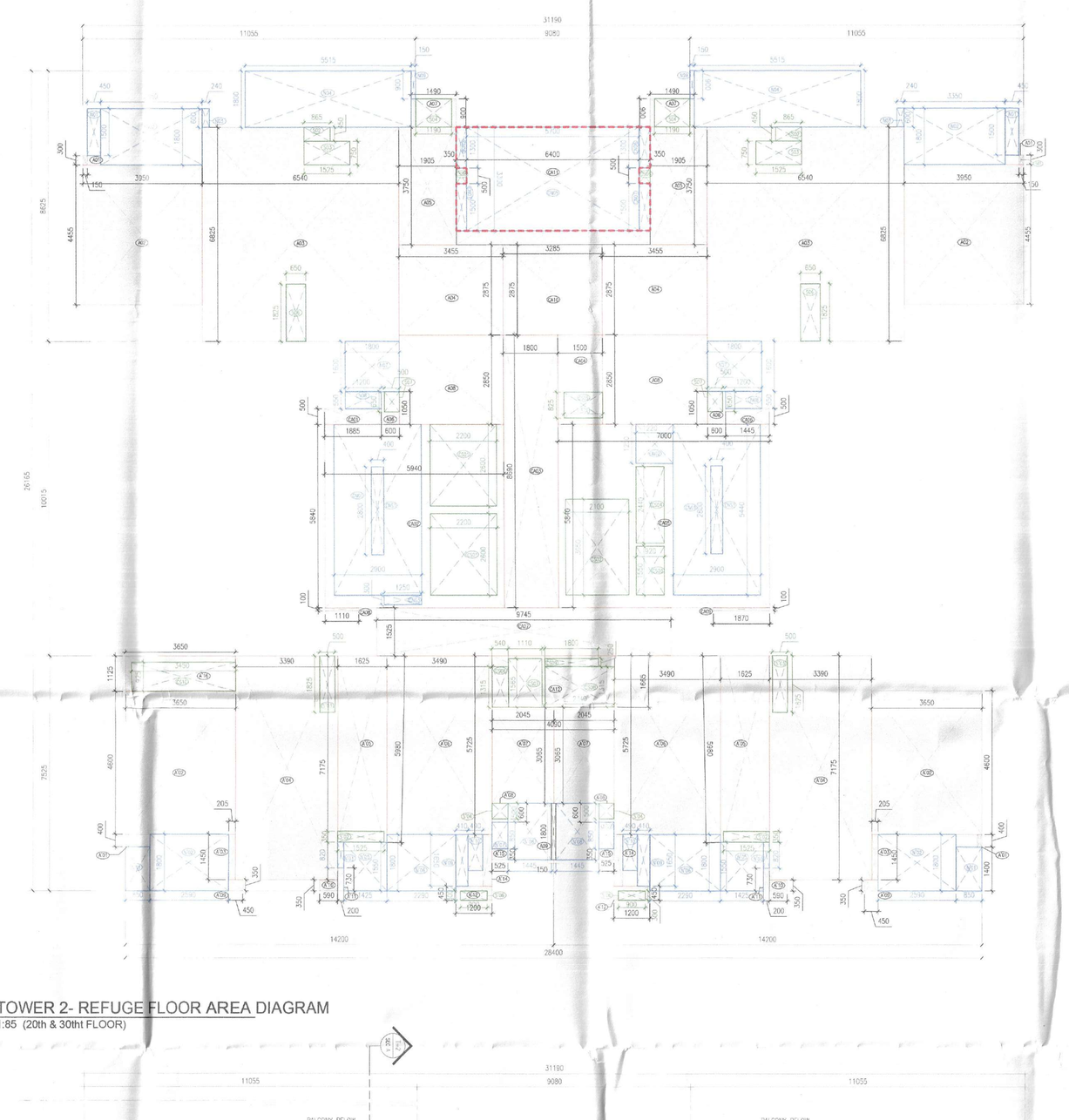

2 TOWER 2- REFUGE FLOOR AREA DIAGRAM
1:85 (20th & 30thl FLOOR)

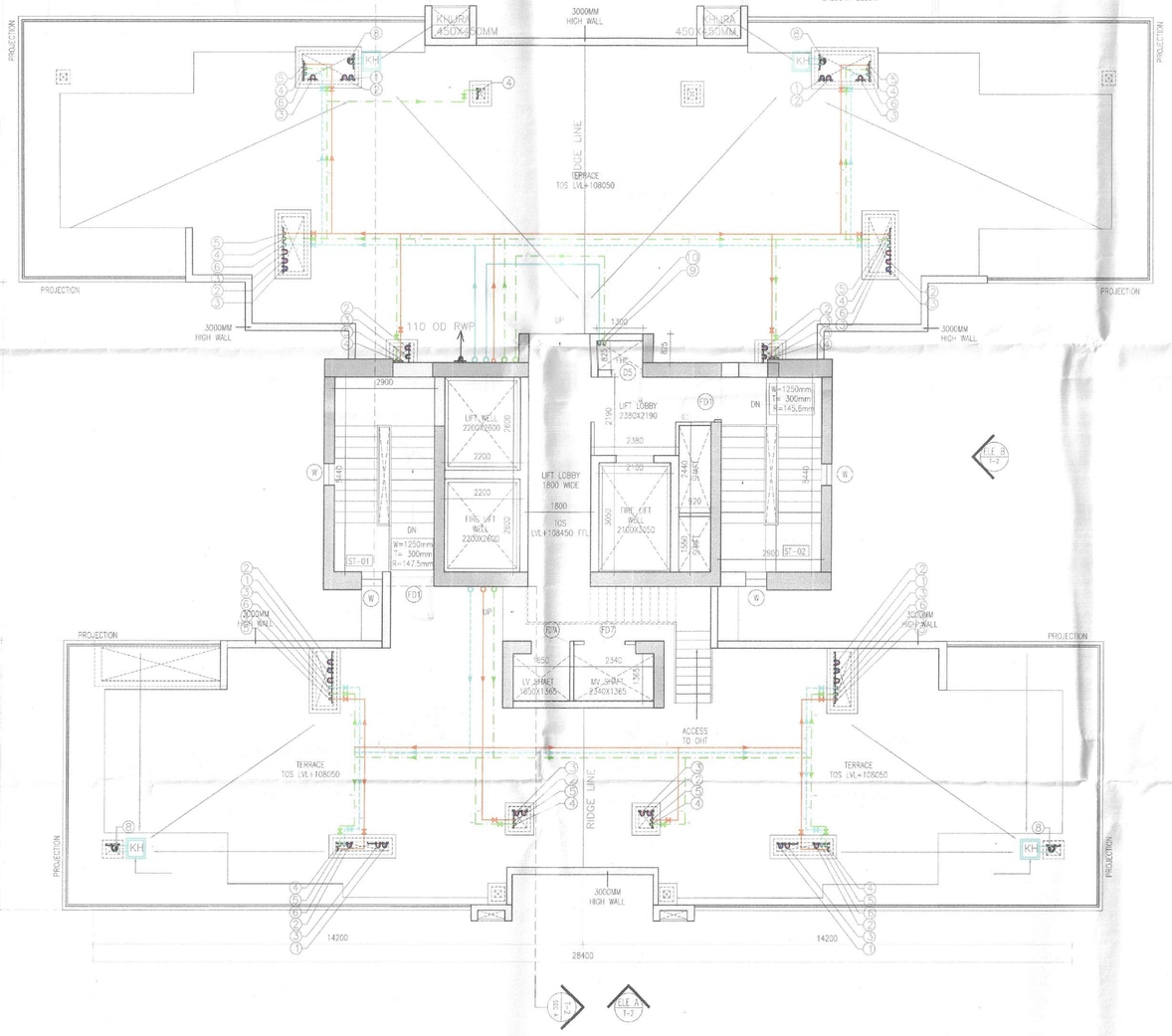

3 TOWER 2- TERRACE FLOOR PLAN (LVL +108000)
1:100

4 TOWER 2- OHT LEVEL FLOOR PLAN (+111100)
1:100

TOWER - 2					
REFUGE FLOOR NON FAR AREA					
Additions					
Description	Length [mm]	Breadth [mm]	Area [sqm]	No. of repetitions	Total Area [sqm]
Area of rectangle	A01	150	300	0.045	2	0.090
Area of rectangle	A02	3950	4400	17.380	2	35.759
Area of rectangle	A03	6540	6825	44.636	2	89.272
Area of rectangle	A04	3465	2870	9.942	2	19.884
Area of rectangle	A05	3905	3750	14.646	2	29.292
Area of rectangle	A07	1490	900	1.341	2	2.682
Area of rectangle	A08	3450	2850	9.847	2	19.694
Area of rectangle	A09	150	1800	0.270	1	0.270
Area of rectangle	A10	150	1500	0.225	4	0.900
Area of rectangle	A11	200	1350	0.270	2	0.540
Area of rectangle	A12L	100	400	0.040	2	0.080
Area of rectangle	A13	3600	4600	16.795	2	33.585
Area of rectangle	A13L	200	2400	0.200	2	0.480
Area of rectangle	A14	3300	7125	24.518	2	49.045
Area of rectangle	A15L	1625	1085	1.763	2	3.526
Area of rectangle	A16	3490	1725	19.983	2	39.965
Area of rectangle	A17	2045	3000	6.268	2	12.536
Area of rectangle	A18	515	600	0.313	2	0.626
Area of rectangle	A19	450	250	0.158	2	0.315
Area of rectangle	A19L	990	350	0.347	2	0.693
Area of rectangle	A21	200	725	0.145	2	0.290
Area of rectangle	A22	1300	400	0.520	2	1.040
Area of rectangle	A23	300	1050	0.315	2	0.630
Area of rectangle	A24	300	1050	0.315	2	0.630
Area of rectangle	A25	540	300	0.162	2	0.324
Area of rectangle	A26	1885	300	0.566	2	1.132
Area of rectangle	A27	1885	300	0.566	2	1.132
Area of rectangle	A28	1885	300	0.566	2	1.132
Area of rectangle	A29	1885	300	0.566	2	1.132
Area of rectangle	A30	1885	300	0.566	2	1.132
Area of rectangle	A31	1885	300	0.566	2	1.132
Area of rectangle	A32	1885	300	0.566	2	1.132
Area of rectangle	A33	1885	300	0.566	2	1.132
Area of rectangle	A34	1885	300	0.566	2	1.132
Area of rectangle	A35	1885	300	0.566	2	1.132
Area of rectangle	A36	1885	300	0.566	2	1.132
Area of rectangle	A37	1885	300	0.566	2	1.132
Total of all Additions 'A'						474.454
Deductions						
Description	Length [mm]	Breadth [mm]	Area [sqm]	No. of figures	Total Area [sqm]
Area of rectangle	S02	865	350	0.303	2	0.606
Area of rectangle	S03	1525	750	1.144	2	2.288
Area of rectangle	S04	1100	850	1.012	2	2.023
Area of rectangle	S06	650	1525	0.991	2	1.983
Area of rectangle	S07	500	450	0.225	2	0.450
Area of rectangle	S10	1525	250	0.381	2	0.763
Area of rectangle	S11	500	1625	0.813	2	1.625
Area of rectangle	S14	500	425	0.213	2	0.425
Area of rectangle	S16	900	250	0.225	2	0.450
Area of rectangle	C501	2200	2600	5.720	2	11.440
Area of rectangle	C502	2100	850	1.785	3	5.355
Area of rectangle	C503	935	1500	1.403	1	1.403
Area of rectangle	C504	935	2440	2.281	1	2.281
Area of rectangle	C505	1300	825	1.073	1	1.073
Area of rectangle	C506	400	2800	1.120	2	2.240
Area of rectangle	C507	1110	1510	1.681	1	1.681
Area of rectangle	C508	2340	1315	3.077	1	3.077
Area of rectangle	C509	1800	200	0.360	1	0.360
Area of rectangle	C510	540	1315	0.710	1	0.710
Total of all Deductions 'B'						39.657
NET NON FAR AREA= A-B						89.842

TOWER - 2					
TERRACE FLOOR NON FAR AREA					
Additions					
Description	Length [mm]	Breadth [mm]	No. of figures	Total Area [sqm]
Area of rectangle CN01	3900	825	3.218	1	3.218
Area of rectangle CN02	1980	100	0.198	1	0.198
Area of rectangle CN03	1870	100	0.187	2	0.374
Area of rectangle CN04	14740	6240	91.978	1	91.978
Area of rectangle CN05	1125	100	0.113	1	0.113
Area of rectangle CN06	9745	1725	16.815	1	16.815
Area of rectangle CN07	4065	1665	7.839	1	7.839
Total of all Additions 'A'					120.488
Deductions					
Description	Length [mm]	Breadth [mm]	No. of figures	Total Area [sqm]
Area of rectangle CS01	2200	2600	5.720	2	11.440
Area of rectangle CS02	2100	3050	6.405	1	6.405
Area of rectangle CS03	935	1550	1.426	1	1.426
Area of rectangle CS04	935	2440	2.281	1	2.281
Area of rectangle CS05	1300	825	1.073	1	1.073
Area of rectangle CS06	400	2800	1.120	2	2.240
Area of rectangle CS07	1110	1510	1.681	1	1.681
Area of rectangle CS08	2340	1315	3.077	1	3.077
Area of rectangle CS09	1800	200	0.360	1	0.360
Area of rectangle CS10	540	1315	0.710	1	0.710
Total of all Deductions 'B'					30.653
NET NON FAR AREA= A-B					89.842

TOWER - 2					
ABOVE TERRACE FLOOR NON FAR AREA					
Additions					
Description	Length [mm]	Breadth [mm]	No. of figures	Total Area [sqm]
Area of rectangle CN36	14740	6440	94.926	1	94.926
Total of all Additions 'A'					94.926
NET NON FAR AREA= A					94.926

LEGEND

REFUGE TERRACE

TOWER 02	
REFUGE AREA CALCULATION AS/ NBC 2016 ANNEX 5.1.4	
COVERED AREA FOR 2 CONSECUTIVE FLOORS	823.978 SQM
OCCUPANT LOAD @ 12.5 SQM/ PERSON	65.86
0.3 Sqft Refuge Area To be Provided per occupant load & 0.9 sqm additional for accomodating wheelchair requirement	
REFUGE AREA REQUIRED	20.675 SQM
REFUGE AREA PROVIDED	23.650 SQM
REFUGE AREA IN NON FAR	21.120 SQM
REFUGE AREA IN FAR	2.530 SQM

TOWER - 2					
REFUGE FLOOR NON FAR AREA					
Additions					
Description	Length [mm]	Breadth [mm]	Area [sqm]	No. of figures	Total Area [sqm]
Area of rectangle	N01	400	1500	0.600	2	1.200
Area of rectangle	N02	3350	1800	6.030	2	12.061
Area of rectangle	N03	240	600	0.144	2	0.288
Area of rectangle	N04	5515	1800	9.927	2	19.854
Area of rectangle	N07	1800	1600	2.880	2	5.760
Area of rectangle	N08	1300	550	0.715	2	1.430
Area of rectangle	N09	150	1500	0.225	2	0.450
Area of rectangle	N11	850	2450	2.108	2	4.216
Area of rectangle	N12	2590	1800	4.662	2	9.324
Area of rectangle	N13	450	30	0.014	2	0.027
Area of rectangle	N14	590	350	0.207	3	0.621
Area of rectangle	N15	1525	1550	2.364	2	4.728
Area of rectangle	N16	3590	1800	6.462	2	12.924
Area of rectangle	N17	525	1200	0.630	2	1.260
Area of rectangle	N18	1525	1800	2.736	2	5.472
Area of rectangle	N19	1200	300	0.360	2	0.720
Area of rectangle	CN01	2900	5440	15.776	2	31.552
Area of rectangle	CN02	1220	1250	1.525	1	1.525
Area of rectangle	CN03	1250	300	0.375	1	0.375
Total of all Additions 'A'						112.341
Deductions						
Description	Length [mm]	Breadth [mm]	Area [sqm]	No. of figures	Total Area [sqm]
Area of rectangle	CN11	400	2800	1.120	2	2.240
Total of all Deductions 'B'						2.240
NET NON FAR AREA= A-B						110.101

TOWER - 2					
REFUGE FLOOR FAR AREA					
Additions					
Description	Length [mm]	Breadth [mm]	Area [sqm]	No. of repetitions	Total Area [sqm]
Area of rectangle	CA11	6400	3750	24.000	1	24.000
Total of all Additions 'A'						24.000
Deductions						
Description	Length [mm]	Breadth [mm]	Area [sqm]	No. of figures	Total Area [sqm]
Area of rectangle	CS06	350	500	0.175	2	0.350
Total of all Additions 'B'						0.350
Non FAR Deductions						
Description	Length [mm]	Breadth [mm]	Area [sqm]	No. of figures	Total Area [sqm]
Area of rectangle	CN05	5700	3300	18.810	1	18.810
Area of rectangle	CN06	350	3300	1.155	2	2.310
Total of all Deductions 'B'						21.120
NET FAR AREA FOR REFUGE= A-B						2.530
REFUGE AREA PROVIDED						23.650
REFUGE AREA REQUIRED						23.675

PLUMBING LEGEND:-	
SL.NO. DESCRIPTION	SYMBOL
1. 110 OD VERTICAL SOIL PIPE	
2. 110 OD VERTICAL WASTE PIPE	
3. 110 OD ANTISIPHONIC PIPE	
4. DOMESTIC WATER SUPPLY DOWN TAKE PIPE	
5. DOMESTIC WATER SUPPLY PIPE (BOOSTED)	
6. FLUSHING WATER SUPPLY DOWN TAKE PIPE	
7. 110 MM BALCONY DRAIN PIPE	
8. 100 OD DWN WASTE PIPE	
9. DOMESTIC WATER SUPPLY RISER PIPE	
10. FLUSHING WATER SUPPLY RISER PIPE	
11. FLOOR TRAP	FT
12. FLOOR DRAIN	FD
13. ACCESS DOOR	
14. SHOWER FOR BALCONY DRAIN	

SCHEDULE OF FLOOR CUTOUTS		
SL.NO.	DESCRIPTION	SIZE OF CUTOUT
1.	OUTLET FOR WATER OUTLET PIPE	150X150mm
2.	OUTLET FOR FLOOR TRAP OUTLET PIPE	150X150mm
3.	OUTLET FOR FLOOR DRAIN OUTLET PIPE	150X150mm
4.	OUTLET FOR WASH BASIN DRAIN PIPE	75X75mm

PIPE SCHEDULE		
SL.NO.	DESCRIPTION	SIZE
1.	PIPE DIA FROM FT TO VERTICAL STACK	110 OD UPVC
2.	PIPE DIA FROM WC TO VERTICAL STACK	110 OD UPVC
3.	PIPE DIA FROM FD TO FT	40 OD UPVC
4.	PIPE DIA FROM WB TO FT	40 OD UPVC
5.	PIPE DIA FROM ATRAPS SINK TO FT	40 OD UPVC

FIRE FIGHTING LEGEND:-	
SL.NO. DESCRIPTION	SYMBOL
1. 100M WET RISER PIPE FOR ZONE-1	
2. 80M VERTICAL DRAIN PIPE	
3. 100M SPRINKLER PIPE FOR ZONE-1	
4. 150M WET RISER PIPE FOR ZONE-2	
5. 150M SPRINKLER PIPE FOR ZONE-2	
6. 150M SPRINKLER PIPE FOR ZONE-3	
7. 150M SPRINKLER PIPE FOR ZONE-4	

Residential Tower Schedule					
DOORS & WINDOW SCHEDULE					
ROUGH OPENINGS (MASONRY)					
DOORS					
Tags	Width	Height	Lintel	Sill	
D	1250	2250	2250	0	1 HR FIRE RATED DOOR
D1	1250	2250	2250	0	
D2	1250	2250	2250	0	
D3	1250	2250	2250	0	
D4	1250	2250	2250	0	
D5	1000	2250	2250	0	
D6	900	2150	2250	100	
D7	900	2250	2250	0	
D8	900	2250	2250	0	
D9	800	2250	2250	0	
D10	800	2250	2250	0	
D11	800	2250	2250	0	
D12	800	2250	2250	0	
D13	800	2250	2250	0	
D14	800	2250	2250	0	
D15	800	2250	2250	0	1 HR FIRE RATED DOOR
D21	1200	2250	2250	0	
GD1	1250	2250	2250	0	
FIRE DOORS					
ROUGH OPENINGS (MASONRY)					
Tags	Width	Height	Lintel	Sill	
FD1	1250	2250	2250	0	
FD2	1200	2250	2250	0	
FD3	1500	2250	2250	0	
FD4	2000	2250	2250	0	
FD5	1000	2250	2250	0	
FD6	900	2150	2250	100	
FD7	1200	1950	2250	300	
FD7A	1100	1950	2250	300	
FD8	900	1950	2250	300	
RS1	3500	3000	2250	0	
DOOR WINDOW					
ROUGH OPENINGS (MASONRY)					
Tags	Width(D+W)	Height	Lintel	Sill	
DW1	900+750	2250/2150	2250	0/100	
DW2	900+550	2250/2150	2250	0/100	
DW3	900+450	2250/2150	2250	0/100	
DW4	800+425	2250/1000	2250	0/1250	
DW5	800+300	2250/1000	2250	0/1250	
WINDOW					
ROUGH OPENINGS (MASONRY)					
W1	2400	1000	2250	1200	
W2	1800	1050	2250	1200	
W3	1225	2150	2250	100	
W4	800	1050	2250	1200	
W5	600	1000	2250	1250	
W6	600	1000	2250	1250	
W7	600	1000	2250	1250	
W8	450	1000	2250	1250	
SLIDING DOOR					
SD1	2500	2250	2250	0	
SD2	2400	2250	2250	0	
SD3	2250	2250	2250	0	
SD4	1800	2250	2250	0	

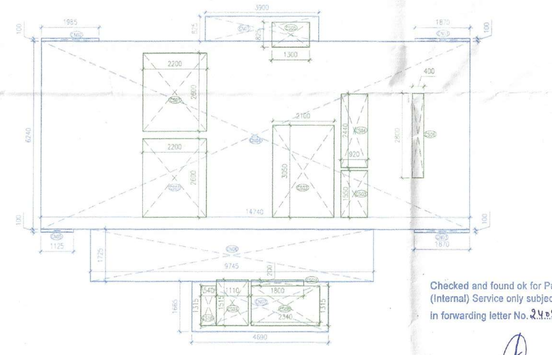

5 TOWER 2- TERRACE AREA DIAGRAM
1:100

Checked and found ok for Public Health (Internal) Service only subject to comments in in forewarding letter No. 245574 Dt. 31/10/23

Superintending Engineer (HQ)
for Chief Engineer-I
HSVP, Panchkula



6 TOWER 2- ABOVE TERRACE AREA DIAGRAM
1:100

CLU SANCTIONED
TO BE READ WITH THIS OFFICE
MEMO NO.:
DATED :
DATES :

SUBMISSION DRAWINGS
FOR APPROVAL AND STAMPING

DTP (HQ) DTP (HQ) DTP (HQ)

Consultant Architect

NOTES:

ARCHITECT
MORPHOGENESIS
41, Industrial Estate, Okhla Phase - III,
New Delhi 110020
TEL: 91 11 41828070
E Mail: studio@morphogenesis.org

CONSULTING STRUCTURAL ENGINEER
WHITBY WOOD
WHITBY WOOD INTERNATIONAL
Unit 1101, Lodha Excelus, Apt. Khur Road, Prawo Andheri (East), Mumbai - 400071, India
Tel: +91 22 67000000
m.pereira@whitbywood.com

CONSULTING MEP
PROION
Proion Consultants
Proion Consultants (India) Limited
Address : B2, Sankalp Vihar, Ashok Vihar, Phase-III, Delhi
Telephone : 011-47022 / 47023
E-Mail : info@proion.net
Web : www.proion.net

CONSULTING LANDSCAPE ARCHITECT
MORPHOGENESIS
41, Industrial Estate, Okhla Phase - III,
New Delhi 110020
TEL: 91 11 41828070
E Mail: studio@morphogenesis.org

KEY PLAN

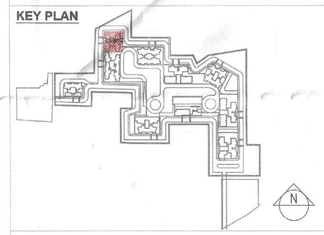

PROJECT

Proposed building plan for Mixed Land Use Colony (95% Residential and 5% Commercial) under TOD policy over an area measuring 14.20625 acres in the revenue estate of village Hayatpur Sector-89, Gurugram being developed by Godrej Properties Ltd.
(Lic No151 of 2023 Dated 20-07-2023)

DEVELOPER

Godrej Properties Ltd.
Unit No. 02, 3rd Floor, Godrej Vista, Hiranandani Estate, Thane, Maharashtra, 400607
Member - NDC-375

PROPERTIES

DEVELOPER'S SIGNATURE :

For Godrej Properties Ltd.
Authorised Signatory

AUTHORIZED SIGNATORY

ARCHITECT'S SIGNATURE :

KIRAN YADAV
CA/2010/49182

DRAWING NAME

TOWER 2

REFUGE FLOOR PLAN (20th & 30th), TERRACE FLOOR AND OHT LVL PLAN
REFUGE FLOOR, TERRACE AND OHT LEVEL AREA DIAGRAM

DRAWING NO.

S-17

SCALE	1:100
DATE	09.10.2023