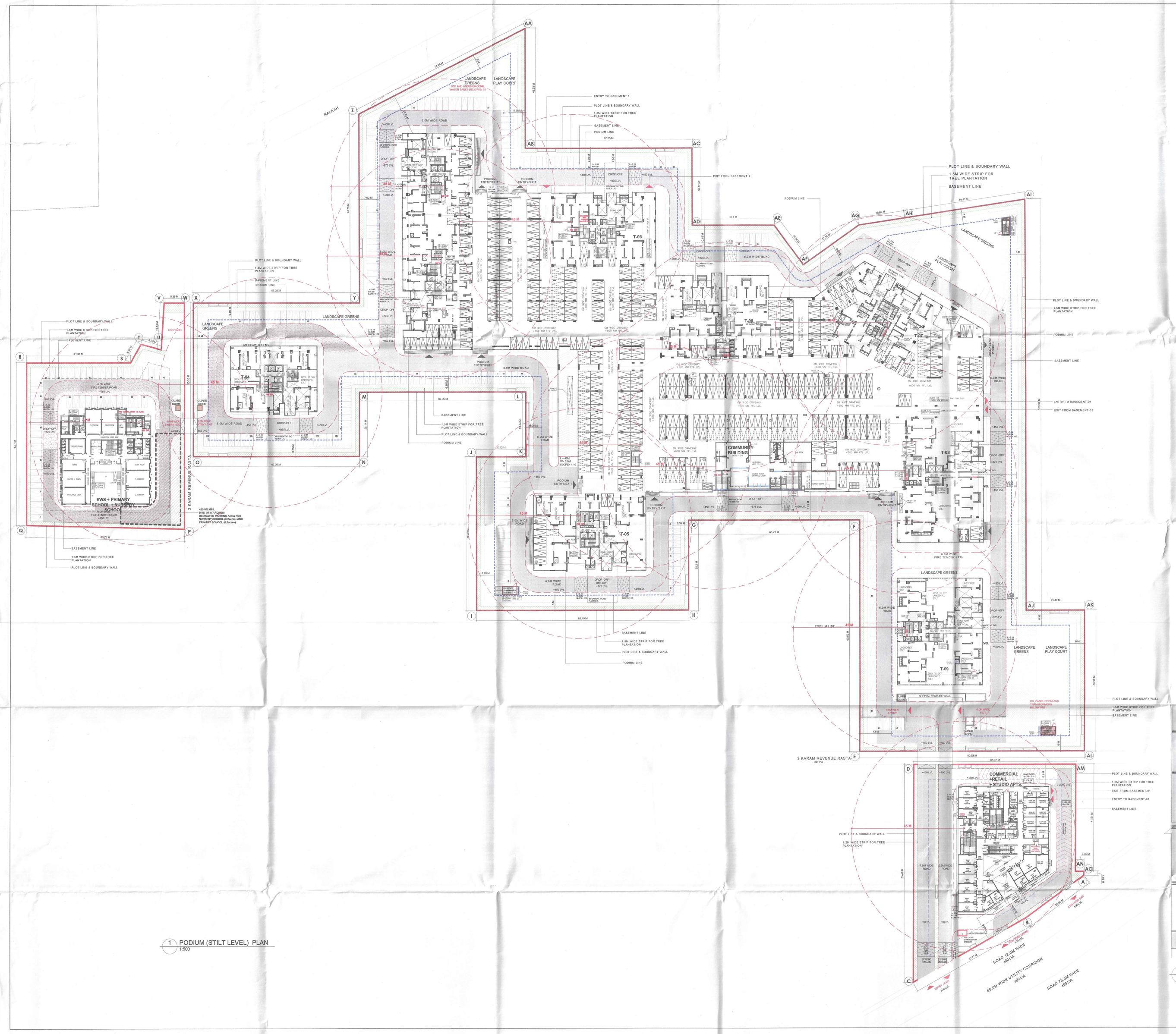

1 PODIUM (STILT LEVEL) PLAN
1:500

TOWER 01 DOOR WINDOW SCHEDULE ROUGH OPENINGS (MASONRY)				
DOORS				
Tags	Width	Height	Lintel	Sill
GD	1250	2250	2250	0
D4	1250	2250	2250	0
D5	900	2100	2250	100
D6	1000	2150	2250	100
D8	1200	2250	2250	0
WINDOW				
ROUGH OPENINGS (MASONRY)				
W	600	1000	2250	1250
GLAZING				
ROUGH OPENINGS (MASONRY)				
Tags	Width	Height	Lintel	Sill
GL1	3185	2250	2250	0
GL2	2180	2250	2250	0
GL3	2400	2250	2250	0
GL4	1870	2250	2250	0
GL5	1090	2250	2250	0
GL6	2100	2250	2250	0
FIRE DOORS				
ROUGH OPENINGS (MASONRY)				
FD1	1250	2250	2250	0

TOWER 02 DOOR WINDOW SCHEDULE ROUGH OPENINGS (MASONRY)				
DOORS				
Tags	Width	Height	Lintel	Sill
GD	1250	2250	2250	0
D4	1250	2250	2250	0
D5	900	2100	2250	100
D6	1200	2250	2250	0
WINDOW				
ROUGH OPENINGS (MASONRY)				
W	600	1000	2250	1250
W1	600	1000	2250	1250
GLAZING				
ROUGH OPENINGS (MASONRY)				
GL1	2385	2250	2250	0
GL2	3115	2250	2250	0
GL3	1400	2250	2250	0
GL5	2590	2250	2250	0
FIRE DOORS				
ROUGH OPENINGS (MASONRY)				
FD1	1250	2250	2250	0

TOWER 03 DOOR WINDOW SCHEDULE ROUGH OPENINGS (MASONRY)				
DOORS				
Tags	Width	Height	Lintel	Sill
GD	1250	2250	2250	0
D6	900	2100	2250	100
D7	900	2250	2250	0
D9	1200	2250	2250	0
D8	800	2250	2250	0
WINDOW				
ROUGH OPENINGS (MASONRY)				
W1	1430	1050	2250	1200
GLAZING				
ROUGH OPENINGS (MASONRY)				
GL1	4060	2250	2250	0
GL2	4660	2250	2250	0
GL3	1360	2250	2250	0
GL4	4300	2250	2250	0
GL5	1060	2250	2250	0
GL6	1800	2250	2250	0
FIRE DOORS				
ROUGH OPENINGS (MASONRY)				
FD1	1250	2250	2250	0

TOWER 04 DOOR WINDOW SCHEDULE ROUGH OPENINGS (MASONRY)				
DOORS				
Tags	Width	Height	Lintel	Sill
GD	1250	2250	2250	0
D6	900	2100	2250	100
D9	900	2250	2250	0
D7	1200	2250	2250	0
WINDOW				
ROUGH OPENINGS (MASONRY)				
W2	840	1000	2250	1250
GLAZING				
ROUGH OPENINGS (MASONRY)				
GL1	4345	2250	2250	0
GL2	700	2250	2250	0
GL3	900	2250	2250	0
GL4	1400	2250	2250	0
GL6	2615	2250	2250	0
GL8	1655	2250	2250	0
GL7	3050	2250	2250	0
FIRE DOORS				
ROUGH OPENINGS (MASONRY)				
FD	1250	2250	2250	0

TOWER 05 DOOR WINDOW SCHEDULE ROUGH OPENINGS (MASONRY)				
DOORS				
Tags	Width	Height	Lintel	Sill
GD	1250	2250	2250	0
D8	900	2150	2250	100
D9	800	2250	2250	0
D10	900	2250	2250	0
D11	1200	2250	2250	0
GLAZING				
ROUGH OPENINGS (MASONRY)				
GL1	2900	2250	2250	0
GL2	4470	2250	2250	0
GL3	2880	2250	2250	0
GL4	4750	2250	2250	0
GL5	2425	2250	2250	0
GL6	1050	2250	2250	0
FIRE DOORS				
ROUGH OPENINGS (MASONRY)				
FD1	1250	2250	2250	0

TOWER 06 & 08 DOOR WINDOW SCHEDULE ROUGH OPENINGS (MASONRY)				
DOORS				
Tags	Width	Height	Lintel	Sill
GD	1250	2450	2450	0
D10	900	2350	2450	100
D11	1200	2450	2450	0
D12	900	2450	2450	0
WINDOW				
ROUGH OPENINGS (MASONRY)				
W1	600	1050	2450	1200
W7	1230	1200	2450	1250
GLAZING				
ROUGH OPENINGS (MASONRY)				
GL1	4290	2250	2250	0
GL2	5650	2250	2250	0
GL3	3350	2250	2250	0
GL4	2785	2250	2250	0
GL5	2830	2250	2250	0
GL6	2725	2250	2250	0
GL7	3300	2250	2250	0
FIRE DOORS				
ROUGH OPENINGS (MASONRY)				
FD1	1250	2450	2450	0

TOWER 07 DOOR WINDOW SCHEDULE ROUGH OPENINGS (MASONRY)				
DOORS				
Tags	Width	Height	Lintel	Sill
GD	1250	2250	2250	0
D7	1250	2250	2250	0
D11	900	2150	2250	100
D12	900	2250	2250	0
D13	1200	2250	2250	0
GLAZING				
ROUGH OPENINGS (MASONRY)				
GL1	4720	2250	2250	0
GL2	5000	2250	2250	0
GL3	1050	2250	2250	0
GL4	1250	2250	2250	0
FIRE DOORS				
ROUGH OPENINGS (MASONRY)				
FD1	1250	2250	2250	0

TOWER 09 DOOR WINDOW SCHEDULE ROUGH OPENINGS (MASONRY)				
DOORS				
Tags	Width	Height	Lintel	Sill
GD	1250	2250	2250	0
D9	900	2150	2250	100
D12	900	2250	2250	0
D11	1200	2250	2250	0
GLAZING				
ROUGH OPENINGS (MASONRY)				
W1	600	1050	2250	1200
GLAZING				
ROUGH OPENINGS (MASONRY)				
GL1	2250	2250	2250	0
GL2	2250	2250	2250	0
GL3	2250	2250	2250	0
GL4	2250	2250	2250	0
FIRE DOORS				
ROUGH OPENINGS (MASONRY)				
FD1	1250	2250	2250	0

CLUB DOOR WINDOW SCHEDULE ROUGH OPENINGS (MASONRY)				
DOORS				
Tags	Width	Height	Lintel	Sill
D	2000	3050	3050	0
D1	1800	3050	3050	0
D2	900	3050	3050	0
D3	750	3050	3050	0
D4	1000	3050	3050	0
D5	1200	3050	3050	0
WINDOW				
GL	ASPLAN ASSEUT		0	0

SCHOOL DOOR WINDOW SCHEDULE ROUGH OPENINGS (MASONRY)				
DOORS				
Tags	Width	Height	Lintel	Sill
D	3000	2300	2300	0
D1	1800	2300	2300	0
D2	2000	2300	2300	0
D3	1250	2300	2300	0
FD	1250	2300	2300	0
WINDOW				
ROUGH OPENINGS (MASONRY)				
W	1780	1300	2300	1000
W1	1800	1300	2300	1000
W2	1100	1300	2300	1000
W3	2030	1300	2300	1000
W4	1330	1300	2300	1000

COMMERCIAL DOOR WINDOW SCHEDULE ROUGH OPENINGS (MASONRY)				
DOORS				
Tags	Width	Height	Lintel	Sill
D1	1000	2400	2400	0
D2	800	2400	2400	0
D3	1200	2400	2400	0
D4	1200	2400	2400	0
D5	1000	2400	2400	0
D6	2250	2400	2400	0
D7	1000	1200	2400	0
SD1	500	1200	2400	1200
SD3	850	1200	2400	1200
SD2	900	2300	2400	100
SD4	350	1200	2400	1200
FD1	1250	2400	2400	0
FD2	1250	2400	2400	0
FD3	1500	2400	2400	0
WINDOW				
ROUGH OPENINGS (MASONRY)				
W1	1800	2300	2400	75
W2	1000	1450	2400	950
GLAZING				
ROUGH OPENINGS (MASONRY)				
GL1	2250	2325	2400	75

PARKING SLOTS' LEGEND

	JOCKEY PARKING SLOT
	PRIMARY PARKING SLOT

NOTE:

1. JOCKEY TO BE PROVIDED TO A SINGLE UNIT OWNER.
2. JOCKEY ARE NOT COUNTED IN THE TOTAL PARKING NUMBER.
3. ALL RAMPS ARE IN 1:10 SLOPE (U.O.S).
4. FOR TOWER GROUND FLOOR PLAN, REFER TO RESPECTIVE TOWER PLANS.

CAR PARKING NOS. PROVIDED ON PODIUM : 346 NOS.

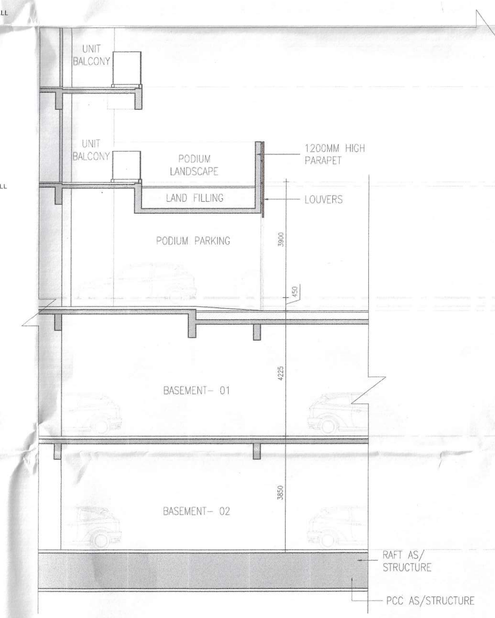

2 FACADE DESIGN - PART SECTION
1:100

3 FACADE DESIGN - PART ELEVATION
1:100

Checked and found ok for Public Health (Internal) Service only subject to comments in forwarding letter no. 2/16339 dt. 27/11/23

Superintending Engineer (HQ) for Chief Engineer-I HSVP, Panchkula

SANCTIONED
TO BE READ WITH THIS OFFICE MEMO NO.:
DATED :

SUBMISSION DRAWINGS
FOR APPROVAL AND STAMPING

DTP (HQ) S.T.P.(HQ) Sharma Bandhu B.P.A.C. S.T.P.(HQ) Sharma B.P.A.C. S.T.P.(HQ) Chairman B.P.A.C. DDTP(HQ) Member B.P.A.C. Consultant Architect DTP (HQ) (Director) Kumar PA(HQ)

NOTES:

1. All fixture provided in toilets are as per N.B.C.
2. Basement will be mechanically ventilated.
3. All spaces (parking basement, services basement etc.) Will be artificially lit.
4. Standby generating capacity will be provided for the electrical requirement of the total scheme. This therefore includes standby generation for all common services, fire services, lifts etc. And also the entire electrical load for the ventilation.
5. Fire safety measures as per NBC includes smoke detector, heat detector, sprinkler spacing in compliance with code.
6. All eternal walls are 200mm and all internal walls are 100mm thick. (Valid for all drawings)

ARCHITECT

MORPHOGENESIS
41, Industrial Estate, Okhla Phase - III,
New Delhi 110020
TEL: 91 11 41828070
E Mail: studio@morphogenesis.org

CONSULTING STRUCTURAL ENGINEER

WHITBY WOOD
WW
WHITBY WOOD (INDIA) PRIVATE LIMITED
Unit 1101, Lodha Supremus, Sion Vikhroli Link Road, Powai, Andheri (East), Mumbai - 400072, India
T +91 9820 189878
m.pattison@whitbywood.com

CONSULTING MEP

PROION
Proion Consultants
Proion Consultants Private Limited
Address : B1, Kailash Hill Top, New Delhi - 110065, India.
Phone : +91 11 46564 200
E-mail : info@proion.net
Web : www.proion.net

CONSULTING LANDSCAPE ARCHITECT

MORPHOGENESIS
41, Industrial Estate, Okhla Phase - III,
New Delhi 110020
TEL: 91 11 41828070
E Mail: studio@morphogenesis.org

KEY PLAN

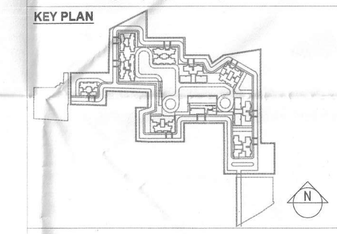

PROJECT

Proposed building plan for Mixed Land Use Colony (95% Residential and 5% Commercial) under TOD policy over an area measuring 14.20625 acres in the revenue estate of village Hayatpur Sector-89, Gurugram being developed by Godrej Properties Ltd.
(Lic No151 of 2023 Dated 20-07-2023)

DEVELOPER

Godrej Properties Ltd.
Godrej PROPERTIES
Godrej No. 02, 5th Floor, Godrej One, Pirojshanagar, Eastern Express Highway, Vikhroli (E), Mumbai - 400 079.

DEVELOPER'S SIGNATURE :

For Godrej Properties Ltd.
Authorised Signatory

AUTHORIZED SIGNATORY

ARCHITECT'S SIGNATURE :

MORPHOGENESIS
RN-011-(2000)
KIRAN YADAV
CA/2010/49182

DRAWING NAME

PODIUM (STILT LEVEL) PLAN

DRAWING NO.

S-07

SCALE	1:500
DATE	09.10.2023