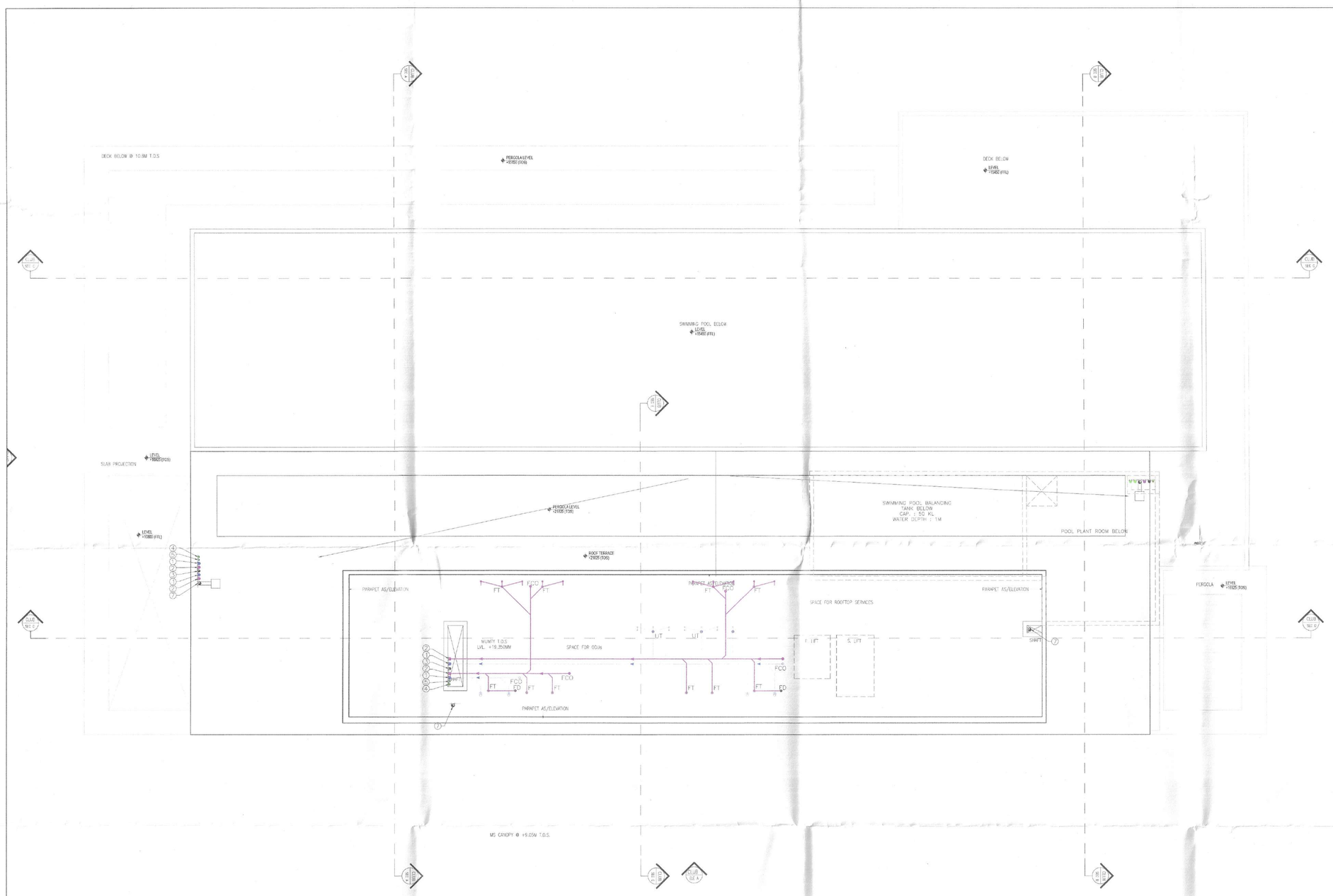

1 COMMUNITY BUILDING - ROOF PLAN
1:100

PLUMBING LEGEND:-		
S.NO.	DESCRIPTION	SYMBOL
1.	110 OD VERTICAL SOIL PIPE	1
2.	110 OD VERTICAL WASTE PIPE	2
3.	110 OD ANTISYPHONIC PIPE	3
4.	DOMESTIC WATER SUPPLY DOWN TAKE PIPE	4
5.	FLUSHING WATER SUPPLY DOWN TAKE PIPE	5
6.	110 OD RAIN WATER PIPE	6
7.	160 OD RAIN WATER PIPE	7
8.	150ø POOL DRAIN PIPE	8
9.	150ø POOL OVERFLOW PIPE	9
10.	FLOOR TRAP	FT
11.	FLOOR DRAIN	FD
12.	ACCESS DOOR	AD
11.	KHURRA FOR BALCONY DRAIN	

SCHEDULE OF FLOOR CUTOUTS

S.NO.	DESCRIPTION	SIZE OF CUTOUT
1.	CUTOUT FOR WATER CLOSET OUTLET PIPE	150X150mm ☒
2.	CUTOUT FOR FLOOR TRAP OUTLET PIPE	150X150mm ☒
3.	CUTOUT FOR FLOOR DRAIN OUTLET PIPE	150X150mm ☒
4.	CUTOUT FOR WASH BASIN DRAIN PIPE	75X75mm ☒

PIPE SCHEDULE

DESCRIPTION	SIZE
PIPE DIA FROM FT TO VERTICAL STACK	110 OD uPVC
PIPE DIA FROM WC TO VERTICAL STACK	110 OD uPVC
PIPE DIA FROM FD TO FT	63 OD uPVC
PIPE DIA FROM WB TO FT	40 OD uPVC
PIPE DIA FROM KITCHEN SINK TO FT	50 OD uPVC

COMMUNITY BUILDING - OCCUPANT LOAD AND STAIRCASE WIDTH CALCULATION

GROUND FLOOR

NO.	SPACE	AREA	OCCUPANT LOAD		Staircase width required per person as/norm	Staircase width required (mm)	Staircase width proposed (mm)	No. of staircase required
		A (SQM)	Factor (sqm/person)	Total Pax.	Capacity Factor			
1	Gross Area	440.09	1.4	314	10	3,144	2,000	1.57

FIRST FLOOR/PODIUM ROOF

NO.	SPACE	AREA	OCCUPANT LOAD		Staircase width required per person as/norm	Staircase width required (mm)	Staircase width proposed (mm)	No. of staircase required
		A (SQM)	Factor (sqm/person)	Total Pax.	Capacity Factor			
1	Gross Area	718.40	1.4	513	10	5,131	2,000	2.57

SECOND FLOOR

NO.	SPACE	AREA	OCCUPANT LOAD		Staircase width required per person as/norm	Staircase width required (mm)	Staircase width proposed (mm)	No. of staircase required
		A (SQM)	Factor (sqm/person)	Total Pax.	Capacity Factor			
1	RESTAURANT	138.00	1.8	77				
2	Gross Area	407.28	1.4	291				
3	Common Area	130.30	6	22				
				389	10	3,893	2,000	1.95

THIRD FLOOR

NO.	SPACE	AREA	OCCUPANT LOAD		Staircase width required per person as/norm	Staircase width required (mm)	Staircase width proposed (mm)	No. of staircase required
		A (SQM)	Factor (sqm/person)	Total Pax.	Capacity Factor			
1	Gross Area	539.53	1.4	385	10	3,854	2,000	1.93
TOTAL POPULATION IN COMMUNITY BUILDING				1,580				

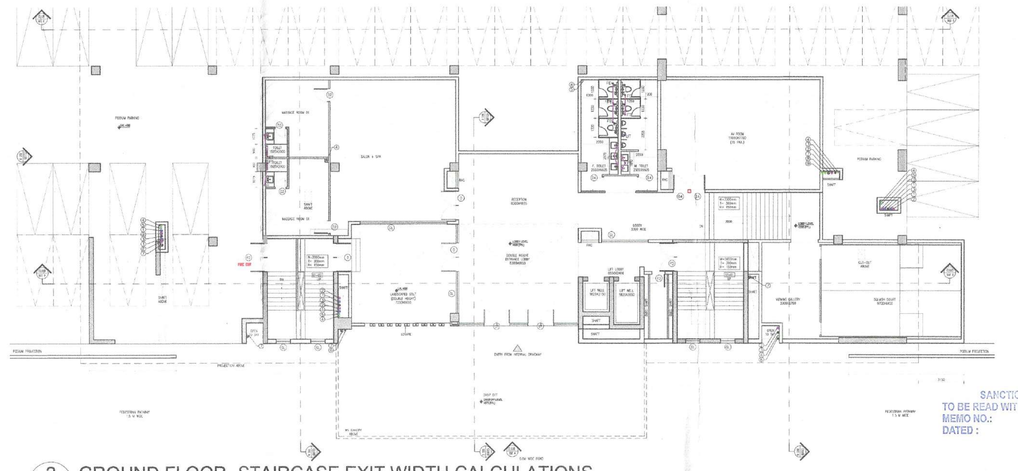

2 GROUND FLOOR- STAIRCASE EXIT WIDTH CALCULATIONS
1:300

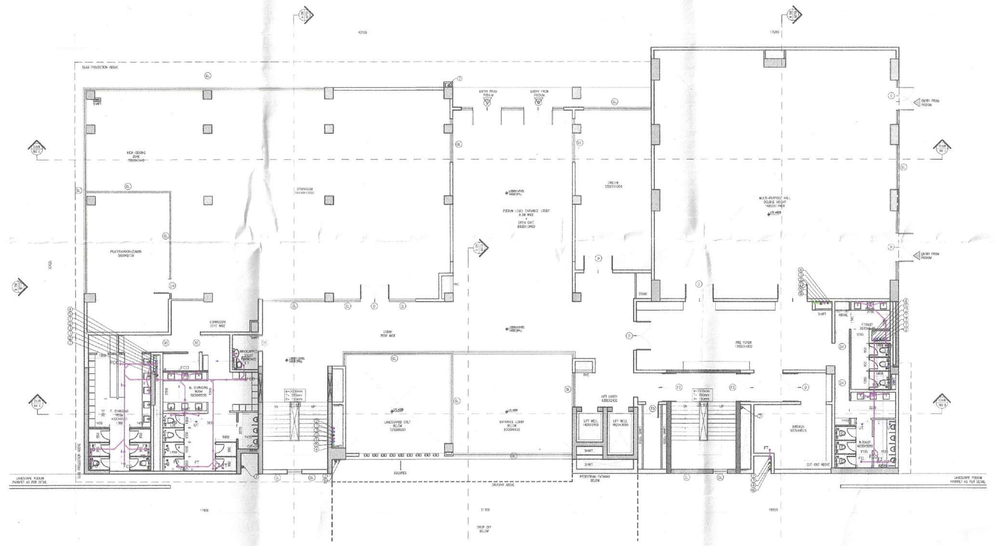

3 FIRST FLOOR- STAIRCASE EXIT WIDTH CALCULATIONS
1:300

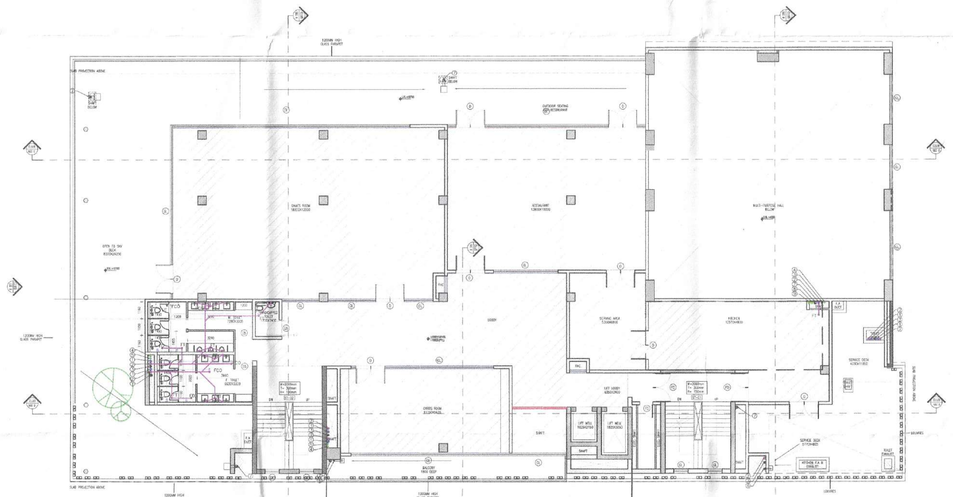

3 SECOND FLOOR- STAIRCASE EXIT WIDTH CALCULATIONS
1:300

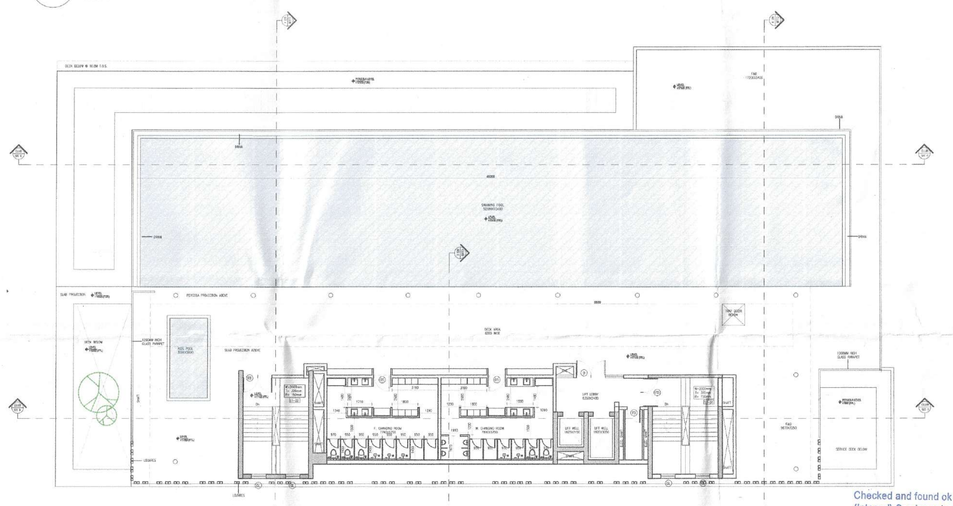

3 SECOND FLOOR- STAIRCASE EXIT WIDTH CALCULATIONS
1:300

SAN/CTO(HQ)
TO BE READ WITH HBS OFFICE MEMO NO.:
DATED :

Checked and found ok for Public Health (Internal) Service only subject to comments in in forwarding letter No. 244579 Dt. 8/11/23
Superintending Engineer (HQ)
for Chief Engineer-I
HSVP, Panchkula

SUBMISSION DRAWINGS
FOR APPROVAL AND STAMPING

S.T.P. (HQ) DTP (HQ) Director Secretary B.P.A.C. | S.T.P. (G) Town & Country Planner B.P.A.C. | S.T.P. (HQ) Chairman B.P.A.C. | CHIEF ARCHITECT B.P.A.C.
Consultant Architect | DTP (HQ) | (Director) Kumar PA(HQ)

NOTES:
1. All fixture provided in toilets are as per N.B.C.
2. Basement will be mechanically ventilated.
3. All spaces (parking basement, services basement etc.) Will be artificially lit.
4. Standby generating capacity will be provided for the electrical requirement of the total scheme. This therefore includes standby generation for all common services, fire services, lifts etc. And also the entire electrical load for the ventilation.
5. Fire safety measures as per NBC includes smoke detector, heat detector, sprinkler spacing in compliance with code.
6. All eternal walls are 200mm and all internal walls are 100mm thick. (Valid for all drawings)

ARCHITECT
MORPHOGENESIS
41, Industrial Estate, Okhla Phase - III,
New Delhi 110020
TEL: 91 11 41828070
E Mail: studio@morphogenesis.org

CONSULTING STRUCTURAL ENGINEER
WHITBY WOOD
WHITBY WOOD PRITAMDASANI
Unit 1101, Lodha Supremus, Saki Vihar Road, Powai, Andheri (East), Mumbai - 400072, India
T +91 9820 166879
m.pritamdasani@whitbywood.com

CONSULTING MEP
PROION
Proion Consultants Private Limited
Address : 82, Sukhdev Vihar, New Delhi - 110025, India
Telephone : 011-2683 1480
E-Mail : info@proion.net
Web : www.proion.net

CONSULTING LANDSCAPE ARCHITECT
MORPHOGENESIS
41, Industrial Estate, Okhla Phase - III,
New Delhi 110020
TEL: 91 11 41828070
E Mail: studio@morphogenesis.org

KEY PLAN

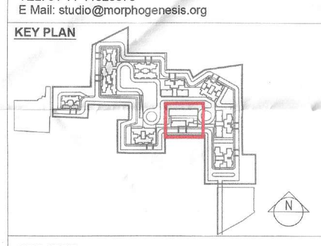

PROJECT
Proposed building plan for Mixed Land Use Colony (95% Residential and 5% Commercial) under TOD policy over an area measuring 14.20625 acres in the revenue estate of village Hayatpur Sector-89, Gurugram being developed by Godrej Properties Ltd.
(Lic No151 of 2023 Dated 20-07-2023)

DEVELOPER
Godrej Properties Ltd.
Unit No. 3C, 3th Floor, Godrej One, Pirojshanagar, Vikhroli (East), Mumbai - 400 079.

DEVELOPER'S SIGNATURE :
For Godrej Properties Ltd.
Authorised Signatory
AUTHORIZED SIGNATORY

ARCHITECT'S SIGNATURE :
KIRAN YADAV
CA/2010/49182
MORPHOGENESIS Ph. 011-41828070 New Delhi, India

DRAWING NAME
COMMUNITY BUILDING
ROOF PLAN

DRAWING NO.
S-83A

SCALE	1:100
DATE	09.10.2023