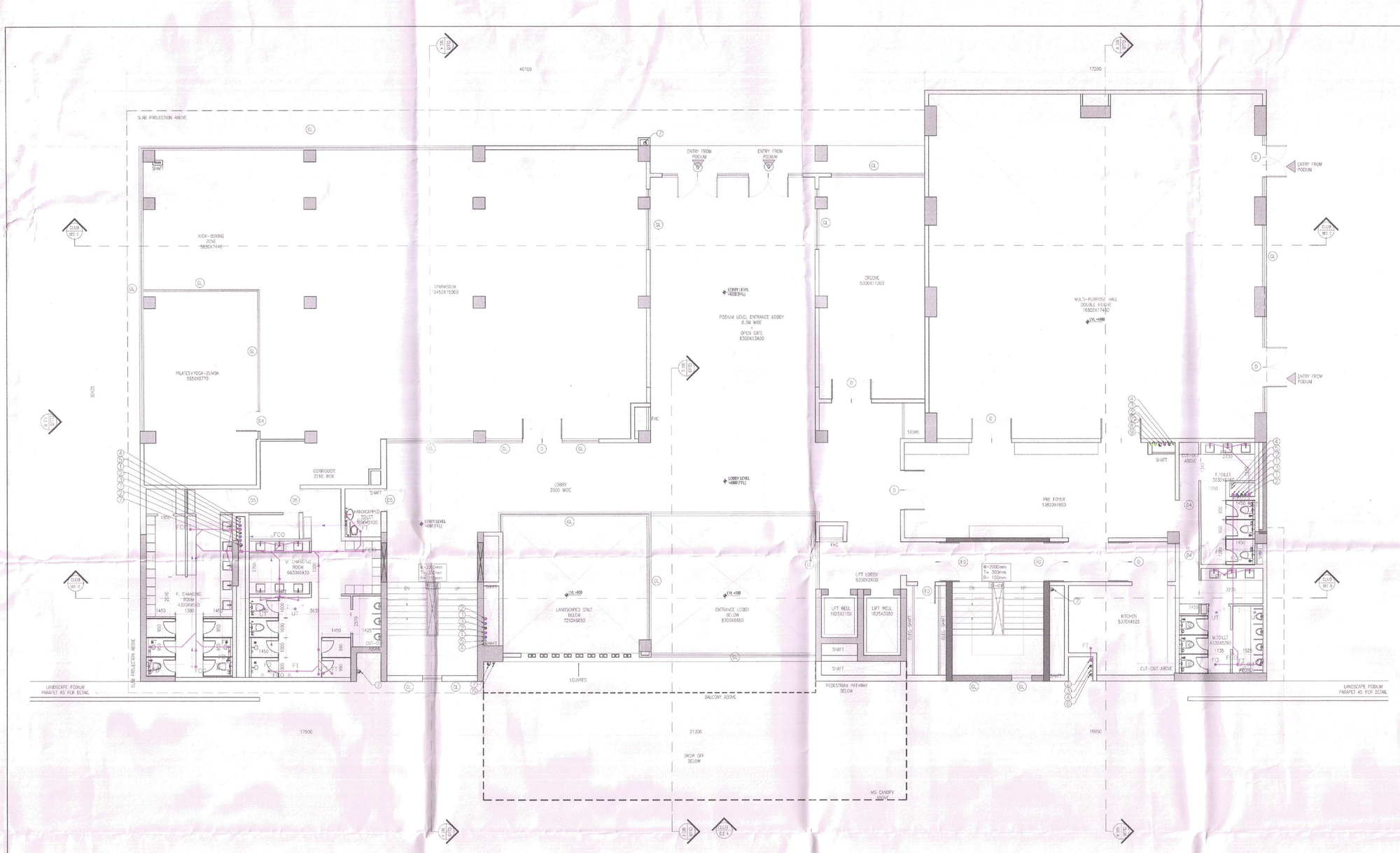

1 COMMUNITY BUILDING - FIRST FLOOR PLAN
1:100

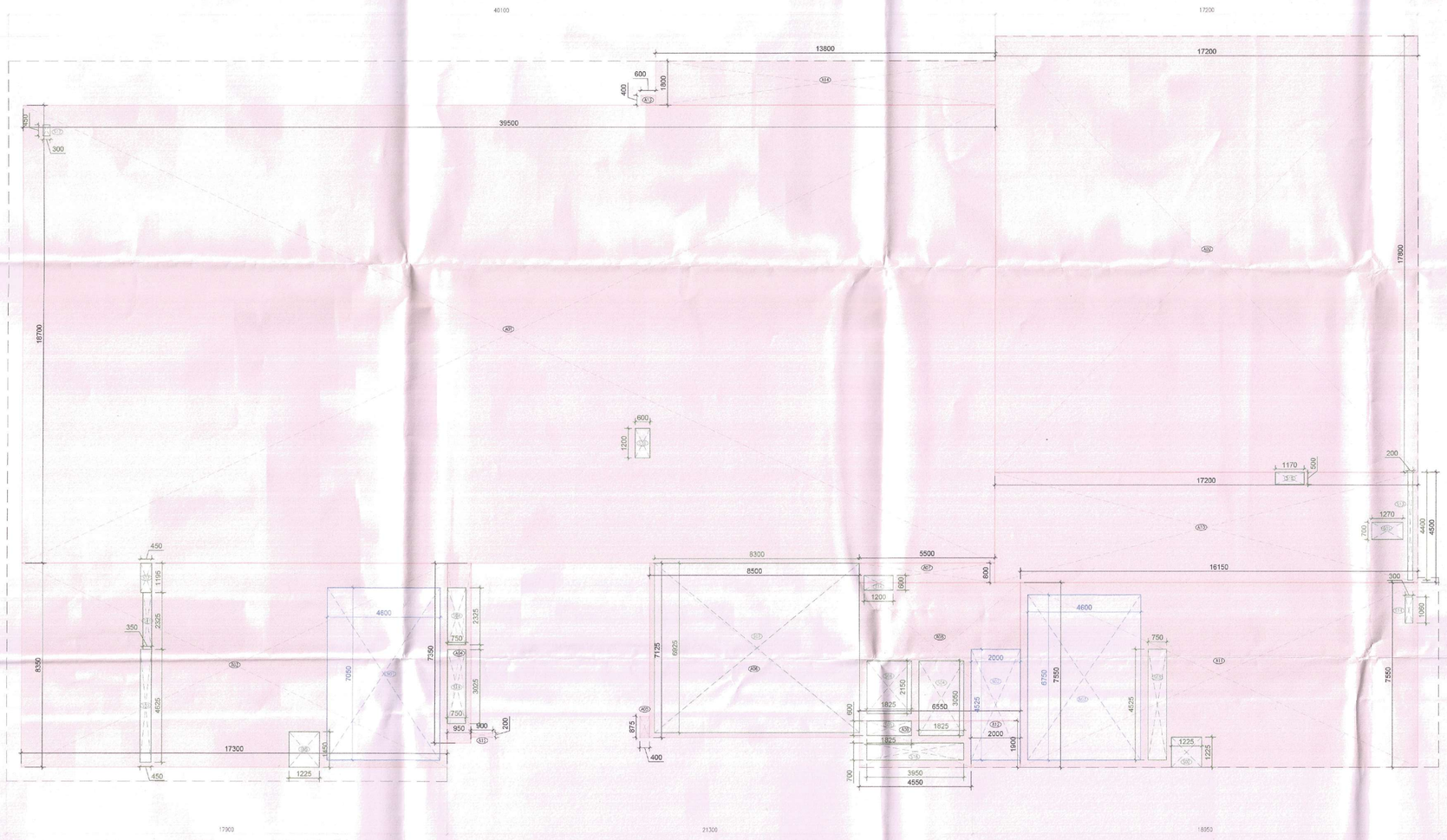

2 COMMUNITY BUILDING-FIRST FLOOR AREA DIAGRAM
1:100

NOTE: ALL TOILETS ARE MECHANICALLY VENTILATED.

COMMUNITY BUILDING						
PODIUM/FIRST FLOOR FAR AREA						
Additions						
Description		Length (mm)	Breadth (mm)	Area (sqm)	No. of repetitions	Total Area (sqm)
Area of rectangle	A01	39500	18700	738.65	1	738.65
Area of rectangle	A02	17200	17800	306.16	1	306.16
Area of rectangle	A03	17300	8350	144.46	1	144.46
Area of rectangle	A04	950	7350	6.98	1	6.98
Area of rectangle	A05	400	875	0.35	1	0.35
Area of rectangle	A06	8500	7125	60.56	1	60.56
Area of rectangle	A07	5500	800	4.40	1	4.40
Area of rectangle	A08	6550	5650	37.01	1	37.01
Area of rectangle	A09	4550	1900	8.65	1	8.65
Area of rectangle	A10	17200	4500	77.40	1	77.40
Area of rectangle	A11	16150	7550	121.93	1	121.93
Area of rectangle	A12	2000	1900	3.80	1	3.80
Area of rectangle	A13	600	400	0.24	1	0.24
Area of rectangle	A14	13800	1800	25	1	24.84
Area of rectangle	A15	900	200	0.18	1	0.18
Total of all Additions 'A'						1535.605
Deductions						
Description		Length (mm)	Breadth (mm)	Area (sqm)	No. of figures	Total Area (sqm)
Area of rectangle	S01	1270	700	0.89	1	0.889
Area of rectangle	S02	1225	1225	1.50	1	1.501
Area of rectangle	S03	750	4525	3.39	1	3.394
Area of rectangle	S04	1825	3050	5.57	1	5.566
Area of rectangle	S05	1825	600	1.10	1	1.095
Area of rectangle	S06	1825	2150	3.92	1	3.924
Area of rectangle	S07	8300	6925	57.48	1	57.478
Area of rectangle	S08	750	2325	1.74	1	1.744
Area of rectangle	S09	1225	1450	1.78	1	1.778
Area of rectangle	S10	450	4625	2.08	1	2.081
Area of rectangle	S11	350	2325	0.81	1	0.814
Area of rectangle	S12	450	1195	0.54	1	0.538
Area of rectangle	S13	200	4400	0.88	1	0.880
Area of rectangle	S14	300	1060	0.32	1	0.318
Area of rectangle	S15	1170	500	0.59	1	0.585
Area of rectangle	S16	600	1200	0.72	2	1.440
Area of rectangle	S17	300	450	0.14	1	0.135
Area of rectangle	S18	3950	700	2.77	1	2.765
Area of rectangle	S19	750	3025	2.27	1	2.269
Area of rectangle	N01	4600	7050	32.43	1	32.430
Area of rectangle	N02	2000	4525	9.05	1	9.050
Area of rectangle	N03	4600	6750	31.05	1	31.050
Total of all Deductions 'B'						161.720
NET FAR AREA= A-B						1373.885

COMMUNITY BUILDING						
PODIUM /FIRST FLOOR NON FAR AREA						
Additions						
Description		Length (mm)	Breadth (mm)	Area (sqm)	No. of figures	Total Area (sqm)
Area of rectangle	N01	4600	7050	32.43	1	32.430
Area of rectangle	N02	2000	4525	9.05	1	9.050
Area of rectangle	N03	4600	6750	31.05	1	31.050
Total of all Additions 'A'						72.530
NET NON FAR AREA= A-B						72.530

COMMUNITY BUILDING			
DOOR WINDOW SCHEDULE			
ROUGH OPENINGS (MASONRY)			
DOORS			
Tags	Width	Height	Lintel	Sill
D	2000	3050	3050	0
D1	1800	3050	3050	0
D2	900	3050	3050	0
D3	750	3050	3050	0
D4	1000	3050	3050	0
D5	1200	3050	3050	0
WINDOWS				
GL	AS/PLAN	AS/ELEV	0	0

SANCTIONED
TO BE READ WITH THIS OFFICE
MEMO NO.:
DATED :

PLUMBING LEGEND:-		
S.NO.	DESCRIPTION	SYMBOL
1.	110 OD VERTICAL SOIL PIPE	1
2.	110 OD VERTICAL WASTE PIPE	2
3.	110 OD ANTISYPHONIC PIPE	3
4.	DOMESTIC WATER SUPPLY DOWN TAKE PIPE	4
5.	FLUSHING WATER SUPPLY DOWN TAKE PIPE	5
6.	110 OD RAIN WATER PIPE	6
7.	160 OD RAIN WATER PIPE	7
8.	150ø POOL DRAIN PIPE	8
9.	150ø POOL OVERFLOW PIPE	9
10.	FLOOR TRAP	FT
11.	FLOOR DRAIN	FD
12.	ACCESS DOOR	AD
11.	KHURRA FOR BALCONY DRAIN	

SCHEDULE OF FLOOR CUTOUTS

S.NO.	DESCRIPTION	SIZE OF CUTOUT
1.	CUTOUT FOR WATER CLOSET OUTLET PIPE	150X150mm
2.	CUTOUT FOR FLOOR TRAP OUTLET PIPE	150X150mm
3.	CUTOUT FOR FLOOR DRAIN OUTLET PIPE	150X150mm
4.	CUTOUT FOR WASH BASIN DRAIN PIPE	75X75mm

PIPE SCHEDULE

DESCRIPTION	SIZE
PIPE DIA FROM FT TO VERTICAL STACK	110 OD uPVC
PIPE DIA FROM WC TO VERTICAL STACK	110 OD uPVC
PIPE DIA FROM FD TO FT	63 OD uPVC
PIPE DIA FROM WB TO FT	40 OD uPVC
PIPE DIA FROM KITCHEN SINK TO FT	50 OD uPVC

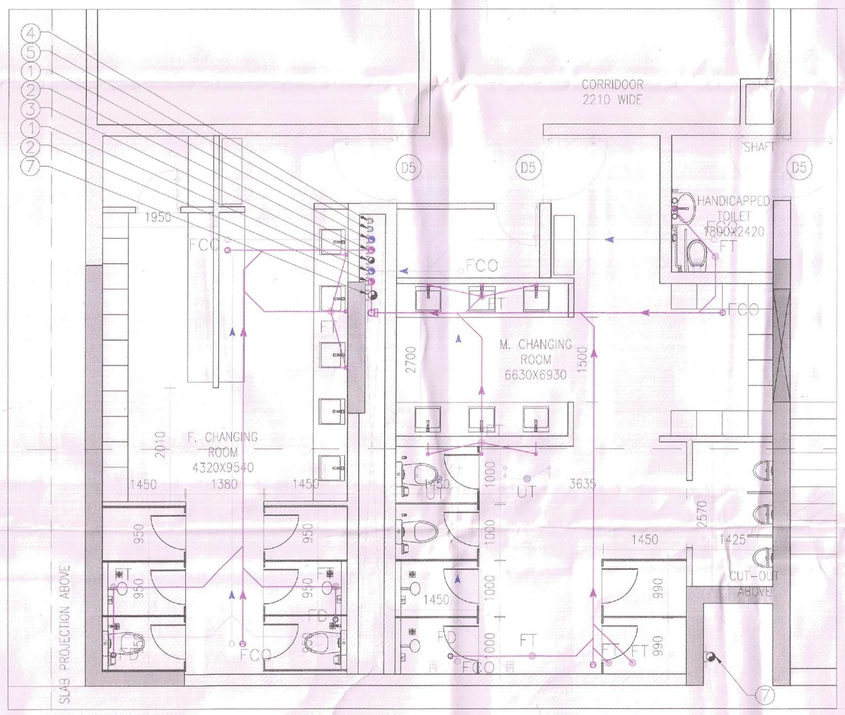

PART TOILET BLOW-UP
SCALE- 1:50

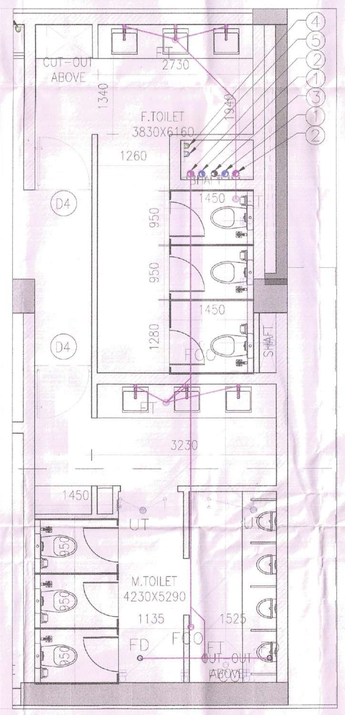

PART TOILET BLOW-UP
SCALE- 1:50

SUBMISSION DRAWINGS
FOR APPROVAL AND STAMPING

S.T.P. (HQ) Member Secretary B.P.A.C. — S.T.P. (HQ) Member B.P.A.C. — S.T.P. (HQ) Chairman B.P.A.C. — DTP (HQ) — DTCP (HQ) MEMBER BPAC — Consultant Architect — AO — DA — ATP — DTP (HQ) — (Dinesh Kumar) PA(HQ) — Superintending Engineer (HQ) HSVP, Panchkula — Executive Engineer

Checked and found ok for Public Health (Internal) Service only subject to comments in forwarding letter No. 21/1577 dt. 8/1/23

NOTES:
1. All fixture provided in toilets are as per N.B.C.
2. Basement will be mechanically ventilated.
3. All spaces (parking basement, services basement etc.) Will be artificially lit.
4. Standby generating capacity will be provided for the electrical requirement of the total scheme. This therefore includes standby generation for all common services, fire services, lifts etc. And also the entire electrical load for the ventilation.
5. Fire safety measures as per NBC includes smoke detector, heat detector, sprinkler spacing in compliance with code.
6. All eternal walls are 200mm and all internal walls are 100mm thick. (Valid for all drawings)

ARCHITECT
MORPHOGENESIS
41, Industrial Estate, Okhla Phase - III,
New Delhi 110020
TEL: 91 11 41828070
E Mail: studio@morphogenesis.org

CONSULTING STRUCTURAL ENGINEER
WHITBY WOOD
WHITBY WOOD PRITAMDAS&SONS
Unit 1101, Lodha Supremus, Saki Vihar Road, Powai, Andheri (East), Mumbai - 400072, India
T +91 3820 18879
m.pritamdasandsons@whitbywood.com

CONSULTING MEP
PROION
Proion Consultants Private Limited
Address : 92, Sunlawn Vihar, New Delhi - 110059, India
Mobile : 011-2032 4400
E-Mail : info@proion.net
Web : www.proion.net

CONSULTING LANDSCAPE ARCHITECT
MORPHOGENESIS
41, Industrial Estate, Okhla Phase - III,
New Delhi 110020
TEL: 91 11 41828070
E Mail: studio@morphogenesis.org

KEY PLAN

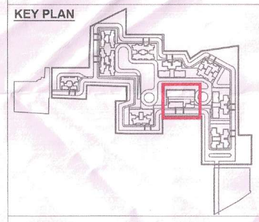

PROJECT
Proposed building plan for Mixed Land Use Colony (95% Residential and 5% Commercial) under TOD policy over an area measuring 14.20425 acres in the revenue estate of village Hayatpur Sector-89, Gurugram being developed by Godrej Properties Ltd.
(Lic No151 of 2023 Dated 20-07-2023)

DEVELOPER
Godrej Properties Ltd.
Unit No. 02, 5th Floor, Godrej One, Pirojshanagar, Vikhroli (E) Mumbai - 400 079.

DEVELOPER'S SIGNATURE :
For Godrej Properties Ltd.
Authorised Signatory
AUTHORIZED SIGNATORY

ARCHITECT'S SIGNATURE :
KIRAN YADAV
CA/2010/49182

DRAWING NAME
COMMUNITY BUILDING
FIRST/ PODIUM FLOOR PLAN
FIRST/PODIUM FLOOR AREA DIAGRAM

DRAWING NO.
S-81

SCALE	1:100
DATE	09.10.2023