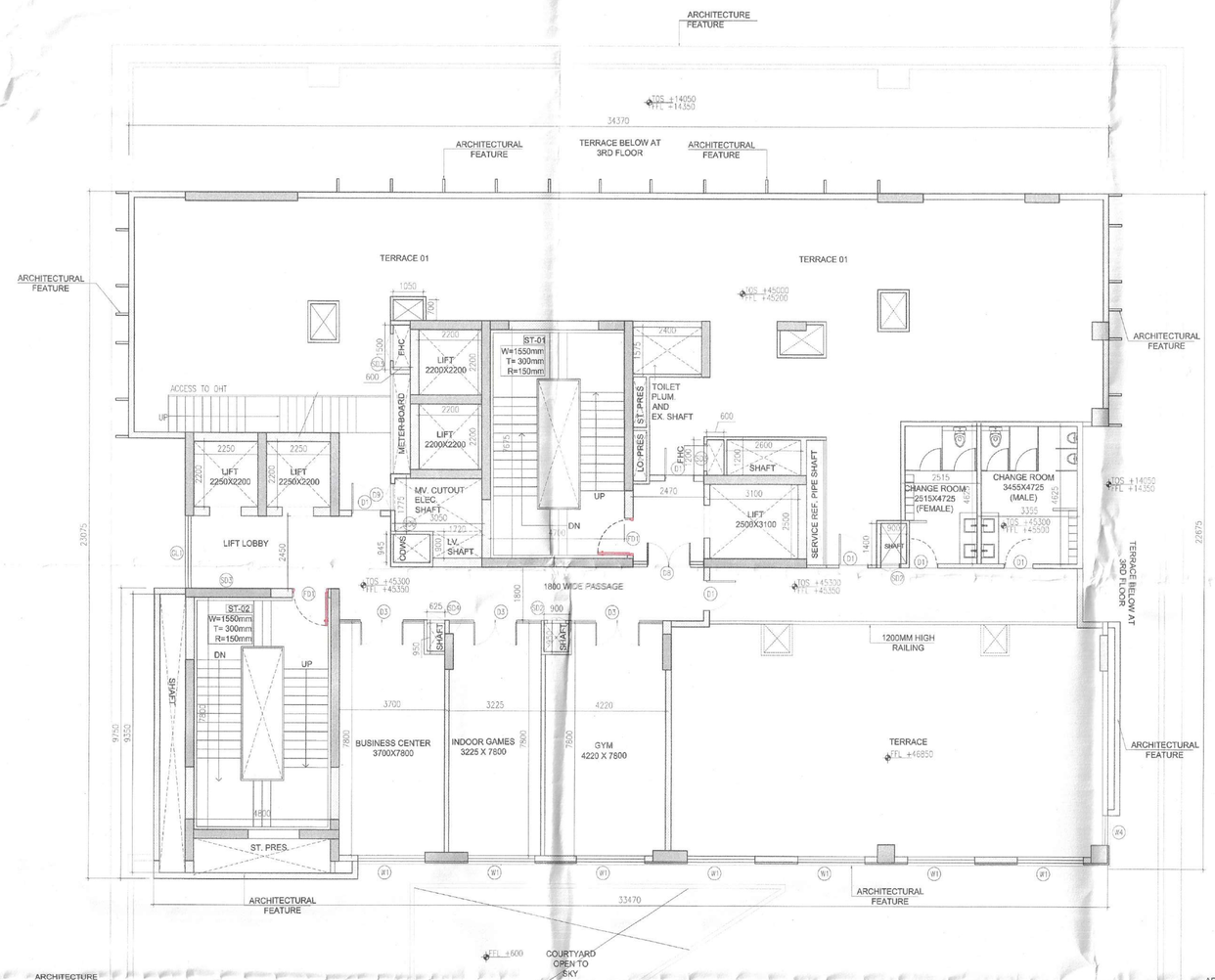

18 COMMERCIAL_ COMMERCIAL_ 13TH FLOOR PLAN
1:100

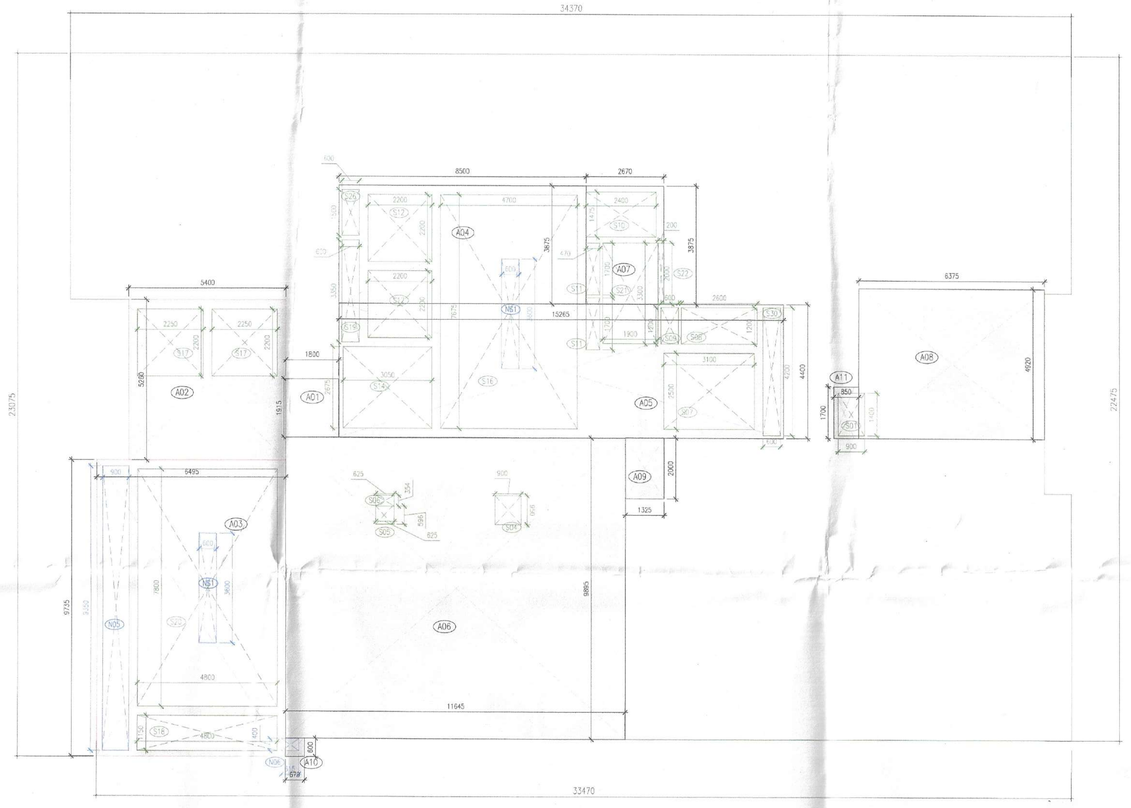

19 COMMERCIAL_ COMMERCIAL_13TH FLOOR AREA DIAGRAM
1:100

20 COMMERCIAL_ COMMERCIAL_ TERRACE FLOOR PLAN
1:100

Godrej Commercial						
13TH FLOOR AREA						
Additions						
Description		Length (mm)	Breadth (mm)	Area (sqm)	No. of repetitions	Total Area (sqm)
Area of rectangle	A01	1800	1915	3.447	1	3.447
Area of rectangle	A02	5400	5260	28.404	1	28.404
Area of rectangle	A03	6495	9735	63.229	1	63.229
Area of rectangle	A04	8500	3875	32.938	1	32.938
Area of rectangle	A05	15265	4400	67.166	1	67.166
Area of rectangle	A06	11645	9895	115.227	1	115.227
Area of rectangle	A07	2670	3875	10.346	1	10.346
Area of rectangle	A08	6375	4920	31.365	1	31.365
Area of rectangle	A09	1325	2000	2.650	1	2.650
Area of rectangle	A10	670	600	0.402	1	0.402
Area of rectangle	A11	850	1700	1.445	1	1.445
Total of all Additions 'A'1325						356.619
Deductions						
Description		Length (mm)	Breadth (mm)	Area (sqm)	No. of figures	Total Area (sqm)
Area of rectangle	S01	900	1400	1.260	1	1.260
Area of rectangle	S04	900	950	0.855	2	1.710
Area of rectangle	S05	625	596	0.373	1	0.373
Area of rectangle	S06	625	354	0.221	1	0.221
Area of rectangle	S07	3100	2500	7.750	1	7.750
Area of rectangle	S08	2600	1200	3.120	1	3.120
Area of rectangle	S09	600	1200	0.720	1	0.720
Area of rectangle	S10	2400	1575	3.780	1	3.780
Area of rectangle	S11	470	1700	0.799	2	1.598
Area of rectangle	S12	2200	2200	4.840	2	9.680
Area of rectangle	S14	3050	2675	8.159	1	8.159
Area of rectangle	S16	4700	7675	36.073	1	36.073
Area of rectangle	S17	2250	2200	4.950	2	9.900
Area of rectangle	S18	4800	1150	5.520	1	5.520
Area of rectangle	S19	600	3350	2.010	1	2.010
Area of rectangle	S20	4800	7800	37.440	1	37.440
Area of rectangle	S26	600	1500	0.900	1	0.900
Area of rectangle	S30	600	4200	2.520	1	2.520
Area of rectangle	N05	900	9350	8.415	1	8.415
Area of rectangle	N06	615	400	0.246	1	0.246
Total of all Deductions 'B'						141.394
NET FAR AREA= A-B						215.225

13TH FLOOR						
Additions						
Description		Length (mm)	Breadth (mm)	Area (sqm)	No. of figures	Total Area (sqm)
Area of rectangle	S16	4700	7675	36.073	1	36.073
Area of rectangle	S20	4800	7800	37.440	1	37.440
Area of rectangle	S21	1900	3300	6.270	1	6.270
Area of rectangle	S22	200	2000	0.400	1	0.400
Area of rectangle	S28	1900	6200	11.780	1	11.780
Area of rectangle	S29	570	2600	1.482	1	1.482
Area of rectangle	N05	900	9350	8.415	1	8.415
Area of rectangle	N06	615	400	0.246	1	0.246
Total of all Additions 'A'						102.106
Deductions						
Description		Length (mm)	Breadth (mm)	Area (sqm)	No. of figures	Total Area (sqm)
Area of rectangle	N51	600	3600	2.160	2	4.320
Total of all Deductions 'B'						4.320
NET NON FAR AREA= A-B						97.786

COMMERCIAL				
DOOR WINDOW SCHEDULE				
ROUGH OPENINGS (MASONRY)				
DOORS				
Tags	Width	Height	Lintel	Sill
D1	1000	2400	2400	0
D2	800	2400	2400	0
D3	1200	2400	2400	0
D4	1200	2400	2400	0
D5	1000	2400	2400	0
D6	2250	2400	2400	0
D7	1000	1200	2400	0
SD1	500	1200	2400	1200
SD2	650	1200	2400	1200
SD3	900	2300	2400	100
SD4	350	1200	2400	1200
FD1	1250	2400	2400	0
FD2	1250	2400	2400	0
FD3	1500	2400	2400	0
WINDOW				
ROUGH OPENINGS (MASONRY)				
W1	1800	2325	2400	75
W2	1000	1450	2400	850
W3	1800	2325	2400	75
W4	1000	2325	2400	75
GLAZING				
ROUGH OPENINGS (MASONRY)				
GL1	2250	2325	2400	75

PLUMBING LEGEND:-

S.NO.	DESCRIPTION	SYMBOL
1.	110Ø DC VERTICAL SOIL PIPE	
2.	32Ø DC VERTICAL WASTE PIPE	
3.	112 DC ANTISPHONIC PIPE	
4.	DOMESTIC WATER SUPPLY DOWN TAKE PIPE	
5.	DOMESTIC WATER SUPPLY PIPE (BOOSTED)	
6.	FLUSHING WATER SUPPLY DOWN TAKE PIPE	
7.	150 CI WPA WASTE PIPE	
8.	150 CI WPA WASTE PIPE	
9.	DOMESTIC WATER SUPPLY RISER PIPE	
10.	FLUSHING WATER SUPPLY RISER PIPE	
11.	SOFT WATER SUPPLY RISER PIPE	
12.	FLOOR TRAP	FT
13.	FLOOR DRAIN	FD
12.	ACCESS DOOR	AD
	WASTEWATER BALCONY DRAIN	

SCHEDULE OF FLOOR OUTLETS

S.NO.	DESCRIPTION	SIZE OF OUTLET
1.	OUTLET FOR WATER CLOSET OUTLET PIPE	150X150mm
2.	OUTLET FOR FLOOR TRAP OUTLET PIPE	150X150mm
3.	OUTLET FOR FLOOR DRAIN OUTLET PIPE	150X150mm
4.	OUTLET FOR WASH BASIN DRAIN PIPE	75X75mm

PIPE SCHEDULE

	DESCRIPTION	SIZE
PRV	DIA FROM FT TO VERTICAL STACK	110 OD UPVC
PRV	DIA FROM WC TO VERTICAL STACK	110 OD UPVC
PRV	DIA FROM WB TO FT	32 OD UPVC
PRV	DIA FROM WB TO FT	40 OD UPVC
PRV	DIA FROM KITCHEN SINK TO FT	50 OD UPVC

COMMERCIAL (RETAIL+STUDIO APARTMENT) BUILDING - OCCUPANT LOAD AND STAIRCASE WIDTH CALCULATION

RETAIL-GROUND FLOOR								
NO.	SPACE	AREA	OCCUPANT LOAD			Staircase width required per person as/norm	Staircase width required (mm)	Staircase width proposed (mm)	No. of staircase required
		A (SQM)	Factor (sqm/person)	Total Pax.	Capacity Factor				
1	Gross Area	1,554.11	3.0	518	10		5180	2000	2.59
RETAIL-FIRST FLOOR									
NO.	SPACE	AREA	OCCUPANT LOAD			Staircase width required (mm)	Staircase width proposed	No. of staircase required
		A (SQM)	Factor (sqm/person)	Total Pax.	Capacity Factor			
1	Gross Area	1,245.32	6.0	208	10	2075	2000	1.04
RETAIL-SECOND FLOOR								
NO.	SPACE	AREA	OCCUPANT LOAD			Staircase width required (mm)	Staircase width proposed	No. of staircase required
		A (SQM)	Factor (sqm/person)	Total Pax.	Capacity Factor			
1	Gross Area	1,309.28	6.0	218	10	2182	2000	1.09
STUDIO APARTMENTS-3RD TO 12TH FLOOR								
NO.	SPACE	AREA	OCCUPANT LOAD			Staircase width required (mm)	Staircase width proposed	No. of staircase required
		A (SQM)	Factor (sqm/person)	Total Pax.	Capacity Factor			
1	Gross Area	459.57	12.5	37	10.0	368	2000	0.18
				368				
BUSINESS CENTRE - 13TH FLOOR								
NO.	SPACE	AREA	OCCUPANT LOAD			Staircase width required (mm)	Staircase width proposed	No. of staircase required
		A (SQM)	Factor (sqm/person)	Total Pax.	Capacity Factor			
1	Gross Area	94.33	1.4	67	10	674	2000	0.34
TOTAL POPULATION IN COMMERCIAL BUILDING				1,379				

Checked and found as per Public Health (Internal) Services drawing subject to comments in in forwarding letter No. 3/4379 Dt. 5/1/24

Superintending Engineer (HQ)
for Chief Engineer-I
HSVP, Panchkula

SUBMISSION DRAWINGS
FOR APPROVAL AND STAMPING

DTP (HQ) STP (HQ) Sudhir Bansiwal B.P.A.C. STP (HQ) Sudhir Bansiwal B.P.A.C.

Consultant Architect

APPROVED
TO BE READ WITH THIS OFFICE
BUILDING PLAN
DATED :

DTP (HQ) (Dinesh Kumar) PA(HQ)

NOTES:

ARCHITECT
MORPHOGENESIS
41, Industrial Estate, Okhla Phase - III,
New Delhi 110020
TEL: 91 11 41828070
E Mail: SERVICE@morphogenesis.org

CONSULTING STRUCTURAL ENGINEER
WHITBY WOOD
WHITBY WOOD PROFESSIONAL
Unit 1101, Tower Square, Sahi Khar Road, Powai, Mumbai - 400 076 India
T +91 - 8097128818 E: enquiry@whitbywood.com
W: www.whitbywood.com

CONSULTING MEP
PROION
Proion Consultants Private Limited
Plot No. 2, Sector 44, Gurugram
Haryana - 122003, India
Telephone : 0124-4351 4400
E Mail : info@proion.net
Web : www.proion.net

CONSULTING LANDSCAPE ARCHITECT
MORPHOGENESIS
41, Industrial Estate, Okhla Phase - III,
New Delhi 110020
TEL: 91 11 41828070
E Mail: SERVICE@morphogenesis.org

KEY PLAN

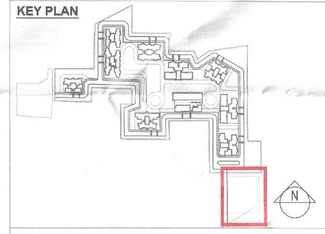

PROJECT
Proposed building plan for Mixed Land Use Colony (95% Residential and 5% Commercial) under TOD policy over an area measuring 14.20625 acres in the revenue estate of village Hayatpur Sector-89, Gurugram being developed by Godrej Properties Ltd.
(Lic No151 of 2023 Dated 20-07-2023)

DEVELOPER
Godrej Properties Ltd.
Unit no. 101, 1st Floor, Godrej One, Pirojshanagar, Eastern Express Highway, Vikhroli (East), Mumbai - 400 079.

DEVELOPER'S SIGNATURE :

"For Godrej Properties Limited"
Authorised Signatory

AUTHORIZED SIGNATORY

ARCHITECT'S SIGNATURE :

KIRAN YADAV
CA/2010/49182

DRAWING NAME
COMMERCIAL & RETAIL BUILDING
13TH FLOOR PLAN, AREA DIAGRAM & TERRACE

DRAWING NO.
S-73

SCALE	1:100
DATE	09.10.2023