TOWER PLANS_100

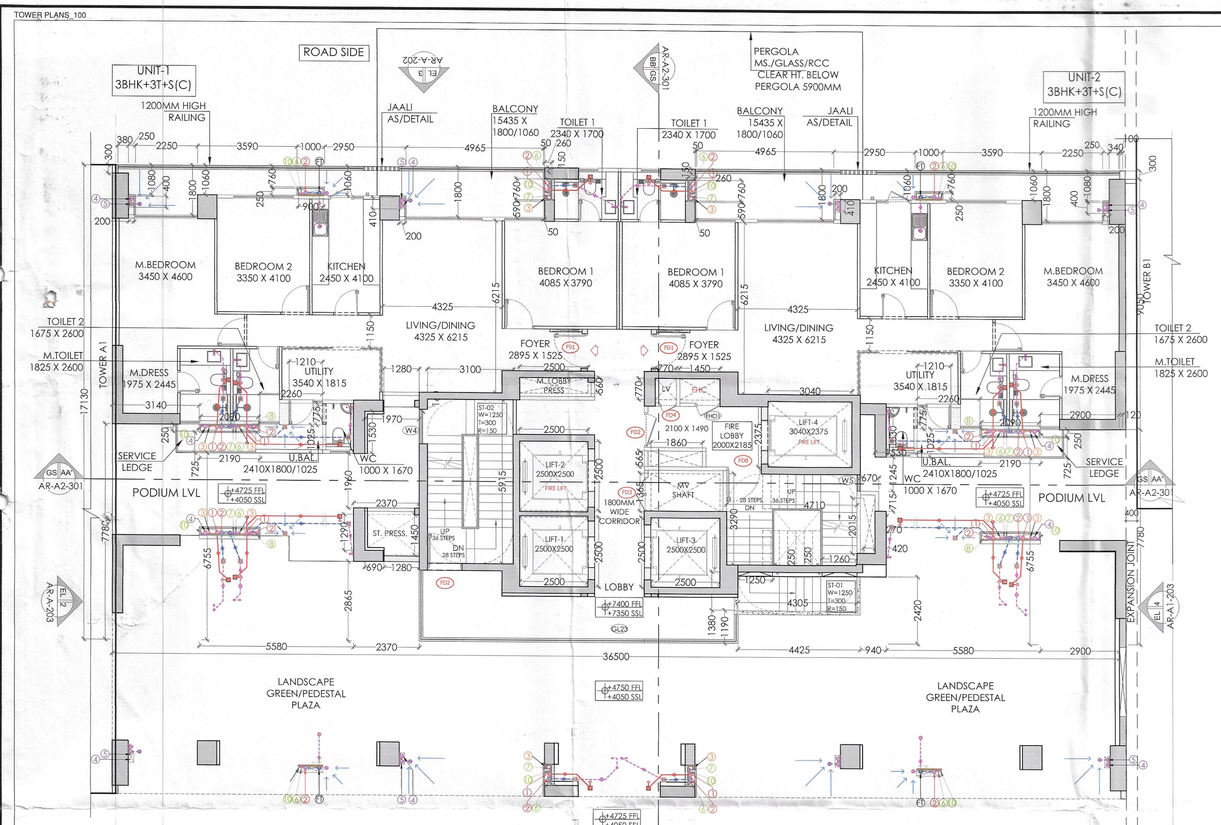


01 PODIUM FLOOR (UPPER) PLAN (TOWER A2)
1st Floor

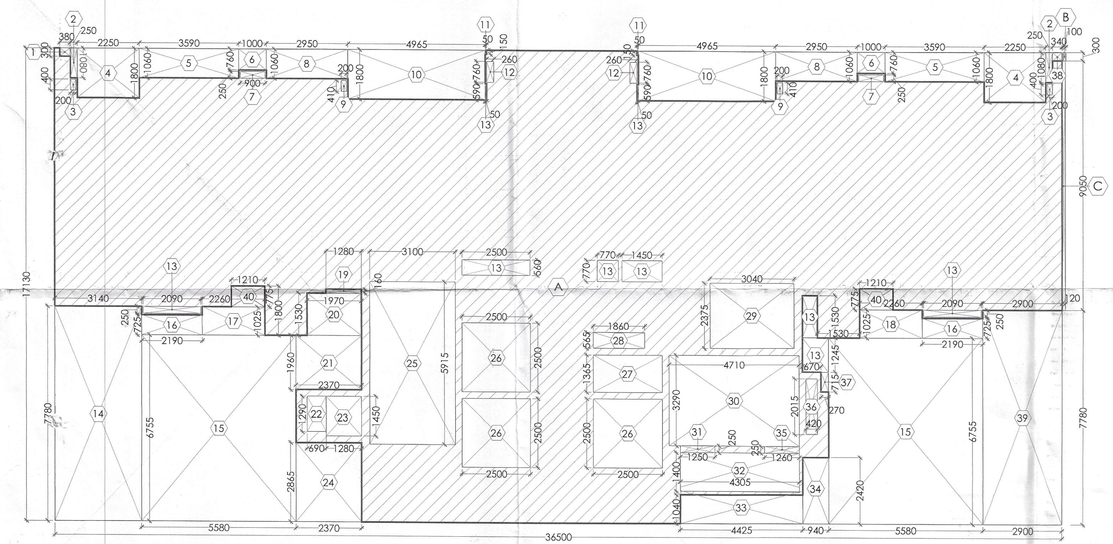


02 PODIUM FLOOR (UPPER) F.A.R. AREA DIAGRAM (TOWER A2)
1st Floor

Checked and found ok for Public Health (Internal) Service only subject to comments in in forwarding letter No. .....DV.....

Superintending Engineer (HQ) for Chief Engineer-I HSVP, Panchkula

This is a "PROVISIONAL BUILDING PLAN" approved only for the purpose of inviting objections from the general public

A.T.P. (HQ) Member B.P.A.C. | S.T.P (HQ) Member Secretary B.P.A.C. | S.T.P (G) Member B.P.A.C. | E.T.P. (HQ) Member B.P.A.C.

TO BE READ WITH THIS OFFICE MEMO NO.: DATED :

Consultant Architect

ATP(HQ)

Varinder Kumar AD(HQ)

KEY PLAN

NOTES

DOOR/ WINDOW SCHEDULE (TOWER5)

| S. NO. | DOOR TAGS | WIDTH | LINTEL | CILL | LOCATION | FIRE RATINGS |
|---|---|---|---|---|---|---|
| DOORS | | | | | | |
| 1 | D2 | 1050 | 2400 | 0 | Bedroom | |
| 2 | D3 | 900 | 2400 | 0 | Kitchen/Study /S. Room | |
| 3 | D4 | 800 | 2400 | 0 | Toilet | |
| 4 | D6 | 1200 | 2400 | 0 | G/F - H.Toilet | |
| 5 | D8 | 750 | 2400 | 0 | S. Toilet | |
| 6 | D9 | 1250 | 2400 | 0 | G/F & Terrace-Staircase | |
| 7 | GD1 | 1800 | 2400 | 0 | GF Lobby entry from stilt | |
| EXTERNAL DOORS | | | | | | |
| 8 | SD1 | 2250 | 2400 | 0 | M. Bedroom | |
| 9 | SD2 | 2130 | 2400 | 0 | Bedroom 2 | |
| 10 | SD3 | 1450 | 2400 | 0 | Bedroom 1 | |
| 11 | SD3a | 1500 | 2400 | 0 | Bedroom 1 | |
| 12 | SD4 | 2730 | 2400 | 0 | Living/Dining | |
| 13 | SD5 | 2590 | 2400 | 0 | Living/Dining | |
| 14 | SD6 | 1900 | 2400 | 0 | Study | |
| 15 | SD7 | 4740 | 2400 | 0 | Living/Dining | |
| 16 | D5 | 750 | 2400 | 0 | Servant Toilet | |
| 17 | D7 | 900 | 2400 | 0 | Kitchen/S. Room | |
| 18 | DW1 | 900/350 | 2400 | 0/1200 | Kitchen | |
| 19 | DW2 | 900/310 | 2400 | 0/1200 | S. Room/Study | |
| 20 | DW3 | 1200/1380 | 2400 | 0/1200 | Machine Room | |
| WINDOWS | | | | | | |
| 21 | V1 | 700 | 2400 | 1200 | Toilet | |
| 22 | V2 | 600 | 2400 | 1200 | Toilet | |
| 23 | W4 | 1250 | 2400 | 1200 | Staircase | |
| 24 | W5 | 600 | 2200 | 1200 | Staircase | |
| 25 | W6 | 900 | 2400 | 1200 | M. Bedroom | |
| 26 | GL1 | 2140/1635 | 2400 | 0 | Study | |
| 27 | GL2 | 1190/17600/1190 | 5900 | 0 | GF Lobby | |
| 28 | GL3 | 6213 | 5900 | 0 | GF Lobby | |
| 29 | GL4 | 6213 | 5900 | 0 | GF Lobby | |
| 30 | GL5 | 1090/11565/2565 | 2100 | 0 | Podium Lobby | |
| 31 | GL6 | 4680/2000/2000 | 5900 | 0 | GF Lobby | |
| 32 | GL7 | 7210 | 5900 | 0 | GF Lobby | |
| 33 | GL8 | 7210 | 5900 | 0 | GF Lobby | |
| 34 | GL9 | 1050/1210 | 5900 | 0 | GF Lobby | |
| 35 | GL10 | 1000/7700/410 | 5150 | 0 | Podium Lobby | |
| 36 | GL11 | 2373/27100/1155 | 5150 | 0 | Podium Lobby | |
| 37 | GL12 | 5275 | 5900 | 0 | GF Lobby | |
| 38 | GL13 | 1450/1985/3840 | 5900 | 0 | GF Lobby | |
| 39 | GL14 | 1440 | 5900 | 0 | GF Lobby | |
| 40 | GL15 | 2500 | 5900 | 0 | GF Lobby | |
| 41 | GL16 | 1500 | 5150 | 0 | Podium Lobby | |
| 42 | GL17 | 2800 | 5150 | 0 | Podium Lobby | |
| 43 | GL18 | 6190 | 5150 | 0 | Podium Lobby | |
| 44 | GL19 | 5345 | 2400 | 0 | GF Lobby | |
| 45 | GL20 | 1590 | 2400 | 0 | GF Lobby | |
| 46 | GL21 | 3642/1620 | 2400 | 0 | Study/S.Room | |
| 47 | GL22 | 3885/1910 | 2400 | 0 | Study/S.Room | |
| 48 | GL23 | 1090/11565/2565 | 2200 | 0 | GF Lobby | |
| 49 | GL24 | 3240 | 3300 | 0 | GF Lobby | |
| 50 | GL25 | 1735/29885/1785 | 5150 | 0 | Podium Lobby | |
| 51 | GL26 | 1725/2670 | 5900 | 0 | GF Lobby | |
| 52 | GL27 | 900 | 9100 | 0 | GF Lobby | |
| 53 | GL28 | 1800 | 9100 | 0 | GF Lobby | |
| FIRE DOORS AND VENTILATOR | | | | | | |
| 54 | FD1 | 1250 | 2400 | 0 | Entrance Door | 1hr |
| 55 | FD2 | 1250 | 2400 | 0 | Staircase/Fire Lobby | 2hrs |
| 56 | FD3 | 1200 | 2400 | 100 | M/V Shaft | 2hrs |
| 57 | FD4 | 600 | 2400 | 100 | LV Shaft | 2hrs |
| 58 | FD5 | 900 | 2400 | 0 | Utility | 1hr |
| 59 | FD6 | 900 | 2400 | 100 | M/V Shaft | 2hrs |
| 60 | FD7 | 1250 | 2400 | 0 | Terrace-Electrical room | 2hrs |
| 61 | FD8 | 1250 | 2300 | 0 | Staircase/Fire Lobby | 2hrs |
| 62 | FD9 | 1200 | 2400 | 0 | Fire Control Room | 2hrs |
| 63 | FV1 | 700 | 2400 | 1200 | Toilet | 2hrs |
| 64 | FHD1 | 900 | 2400 | 100 | FHC Shaft | |
| 65 | FHD2 | 1750 | 2400 | 100 | FHC Shaft | |

PLUMBING NOTES:-

1. WASH BASIN TO FLOOR TRAP (FT) 40 OD uPVC PIPE.
2. KITCHEN SINK TO FLOOR DRAIN (FD) 63 OD uPVC WASTE PIPE.
3. FLOOR DRAIN (FD) TO FLOOR TRAP (FT) 63 OD uPVC WASTE PIPE.
4. 110 OD uPVC PIPE USED FOR SOIL & WASTE.
5. 110 OD uPVC PIPE USED FOR TERRACE RAIN WATER
6. 110 OD uPVC PIPE USED FOR BALCONY.

SCHEDULE OF PIPES :-

| LEGEND | DESCRIPTION |
|---|---|
| 1 | 110 OD uPVC SOIL PIPE & VENT PIPE |
| 2 | 110 OD uPVC WASTE PIPE & VENT PIPE |
| 3 | 110 OD uPVC WASTE PIPE FOR KITCHEN & UTILITY BALCONY |
| 3 | 75 OD uPVC ANTI-SYPHONAGE PIPE |
| 4 | 110 OD uPVC TERRACE RAIN WATER PIPE |
| 5 | 110 OD uPVC BALCONY RAIN WATER PIPE |
| 6 | DOMESTIC WATER SUPPLY D/N TAKE PIPE * |
| 7 | FLUSHING WATER SUPPLY D/N TAKE PIPE * |
| 8 | DOMESTIC WATER SUPPLY RISER * |
| 9 | FLUSHING WATER SUPPLY RISER * |
| 10 | DOMESTIC WATER SUPPLY D/N TAKE PIPE FOR TOP 4TH FLOOR |
| | CUTOUT IN SLAB =150 x 150 MM FOR WC |
| FT | FLOOR TRAP (110 x 110) MM, CUTOUT IN SLAB =150 x 150 MM |
| FD | FLOOR DRAIN (110 x 63) MM |
| BD | BALCONY DRAIN (110 x 63) MM |

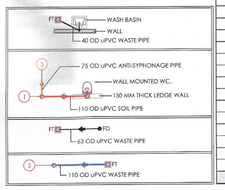


| PODIUM (UPPER)/FIRST FLOOR(F.A.R.) - TOWER A2 | | | | |
|---|---|---|---|---|
| S.NO. | WIDTH (M) | LENGTH(M) | NOS. | AREA (SqM) |
| ADDITIONS | | | | |
| A | 36.500 | 17.130 | 1 | 625.245 |
| B | 0.100 | 0.300 | 1 | 0.030 |
| C | 0.120 | 9.050 | 1 | 1.086 |
| | | TOTAL ADDITIONS | | 626.361 |
| SUBTRACTIONS | | | | |
| 1 | 0.380 | 0.300 | 2 | 0.228 |
| 2 | 0.250 | 1.080 | 2 | 0.540 |
| 3 | 0.200 | 0.400 | 2 | 0.160 |
| 4 | 2.250 | 1.800 | 2 | 8.100 |
| 5 | 3.590 | 1.060 | 2 | 7.611 |
| 6 | 1.000 | 0.760 | 2 | 1.520 |
| 7 | 0.900 | 0.250 | 2 | 0.450 |
| 8 | 2.950 | 1.060 | 2 | 6.254 |
| 9 | 0.200 | 0.410 | 2 | 0.164 |
| 10 | 4.965 | 1.800 | 2 | 17.874 |
| 11 | 0.150 | 0.050 | 2 | 0.015 |
| 12 | 0.260 | 0.760 | 2 | 0.395 |
| 13 | 0.590 | 0.050 | 2 | 0.059 |
| 14 | 3.140 | 7.780 | 1 | 24.429 |
| 15 | 5.580 | 6.755 | 2 | 75.386 |
| 16 | 2.190 | 0.725 | 2 | 3.176 |
| 17 | 2.260 | 1.025 | 1 | 2.317 |
| 18 | 2.260 | 1.800 | 1 | 4.068 |
| 19 | 1.280 | 0.160 | 1 | 0.205 |
| 20 | 1.970 | 1.530 | 1 | 3.014 |
| 21 | 2.370 | 1.960 | 1 | 4.645 |
| 22 | 0.690 | 1.290 | 1 | 0.890 |
| 23 | 1.280 | 1.450 | 1 | 1.856 |
| 24 | 2.370 | 2.865 | 1 | 6.790 |
| 25 | 3.100 | 5.915 | 1 | 18.337 |
| 26 | 2.500 | 2.500 | 3 | 18.750 |
| 27 | 2.500 | 1.365 | 1 | 3.413 |
| 28 | 1.860 | 0.565 | 1 | 1.051 |
| 29 | 3.040 | 2.375 | 1 | 7.220 |
| 30 | 4.710 | 3.290 | 1 | 15.496 |
| 31 | 1.250 | 0.250 | 1 | 0.313 |
| 32 | 1.400 | 4.305 | 1 | 6.027 |
| 33 | 4.425 | 1.040 | 1 | 4.602 |
| 34 | 0.940 | 2.570 | 1 | 2.416 |
| 35 | 1.260 | 0.250 | 1 | 0.315 |
| 36 | 0.420 | 20.150 | 1 | 8.463 |
| 37 | 0.270 | 0.715 | 1 | 0.193 |
| 38 | 0.340 | 0.300 | 1 | 0.102 |
| 39 | 2.900 | 7.780 | 1 | 22.562 |
| 40 | 1.210 | 0.775 | 2 | 1.876 |
| | | TOTAL SUBTRACTIONS | | 281.279 |
| | | TOTAL F.A.R. OF A2 | | 345.082 |

NOTES:
REFER DRAWING NO. AR-A-201, 202 & 203 FOR ELEVATIONS
REFER DRAWING NO. AR-A1-301, AR-A2-301 FOR SECTIONS
ALL TOILETS TO BE MECHANICALLY VENTILATED

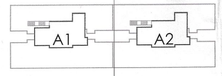


CLIENTS

PURI

**PURI CONSTRUCTION PVT. LTD.**
4-7B, GROUND FLOOR,
TOLSTOY HOUSE
TOLSTOY MARG,
NEW DELHI-110001

STRUCTURES
**TPC**
**Technical Projects Consultants Pvt. Ltd.**
B-74 | Sector 57 | Noida 201301 | Uttar Pradesh | India
T: +91-120-4306800 | D: +91-120-4306806 |
M: +91-9910285917
www.tpconsultants.co.in

ARCHITECTS
**Arcop Associates Pvt. Ltd.**
Plot-348, Sec-32, Gurugram-122001
Ph.: 26242050, 2624269
Montreal, Toronto, New-Delhi, Boston

PROJECT
Building plan of Phase-B, Under (TOD and TDR) policy area measuring 5.56175 Acres License no 87 of 2012 dated 29-08-2012 (4.268 Acres) & License no 33 of 2013 dated 25-05-2013 (1.29375 Acres) part of 21.01875 Acres License No. 55 of 2010 dated 25-07-2010 (15.457 Acres), License no 87 of 2012 dated 29-08-2012 (4.268 Acres) & License no 33 of 2013 dated 25-05-2013 (1.29375 Acres) in Sector-110A & 111, Gurugram being developed by M/s Puri Construction Pvt. Ltd.

ARCHITECTS SIGNATURE

PANKAJ SANDIL
Council of Architecture Registration No. CA/2001/28681
REGISTERED ARCHITECT

OWNER'S SIGNATURE
For PURI CONSTRUCTION PVT. LTD.
Authorised Signatory

DRAWING TITLE
GROUP HOUSING COLONY [TOWER-A2]
PODIUM FLOOR (UPPER) PLAN & AREA CALCULATIONS

DRAWING NO.
AR-A2-102

A1 (841 X 594)