TOWER PLANS_100

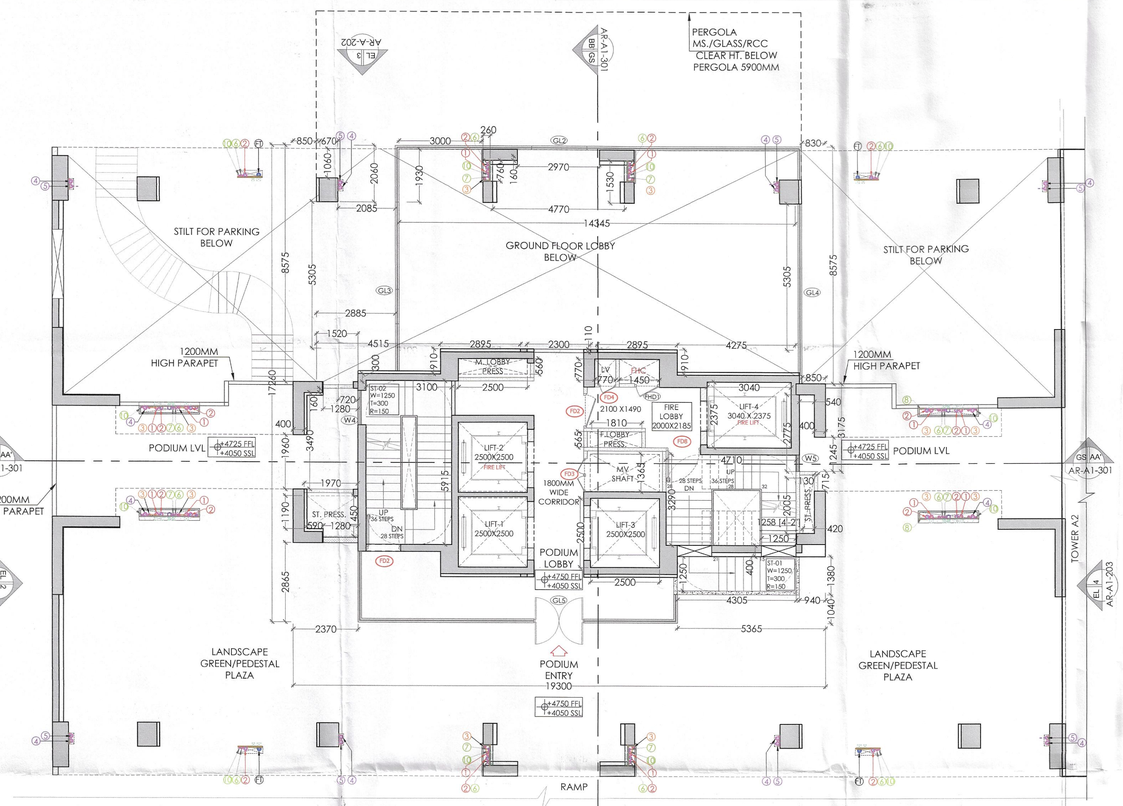

01 PODIUM FLOOR (LOWER) PLAN (TOWER A1)
SCALE - 1:100

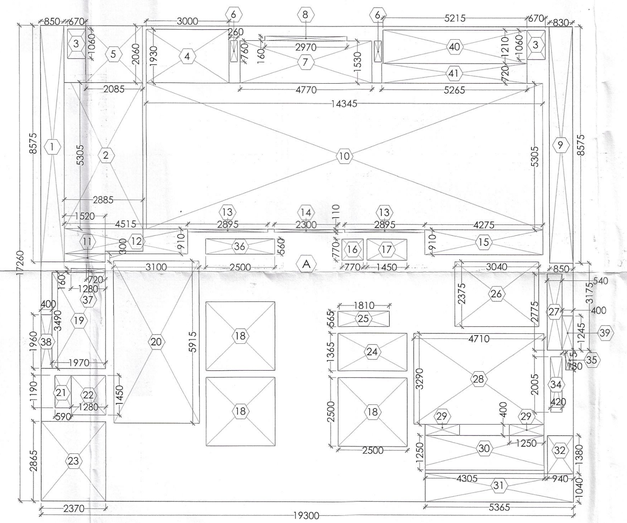

02 PODIUM FLOOR (LOWER) F.A.R. AREA DIAGRAM (TOWER A1)
SCALE - 1:100

Checked and found ok for Public Health (Internal) Service only subject to comments in in forwarding letter No. ..... Dt .....

Superintending Engineer (HQ) for Chief Engineer-I HSVP, Panchkula

This is a "PROVISIONAL BUILDING PLAN" approved only for the purpose of inviting objections from the general public

D.T.P. (HQ) Member B.P.A.C. | S.T.P (HQ) Member Secretary B.P.A.C. | S.T.P (G) Member B.P.A.C. | Chairman B.P.A.C.

DDR Member BPAC

Consultant Architect

ATP(HQ)

AD | PA | ATP

TO BE READ WITH THIS OFFICE MEMO NO.:
DATED :

Varinder Kumar AD(HQ)

KEY PLAN

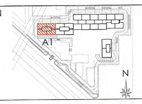

NOTES

S. NO.	DOOR TAGS	WIDTH	LINTEL	CILL	LOCATION	FIRE RATINGS
DOORS						
1	D2	1050	2400	0	Bedroom	
2	D3	900	2400	0	Kitchen/Study /L Room	
3	D4	800	2400	0	Toilet	
4	D6	1200	2400	0	GF - FLToilet	
5	D8	750	2400	0	S. Toilet	
6	D9	1250	2400	0	GF & Terrace-Staircase	
7	GD1	1800	2400	0	GF Lobby entry from st@	
EXTERNAL DOORS						
8	SD1	2250	2400	0	M. Bedroom	
9	SD2	2150	2400	0	Bedroom 2	
10	SD3	1400	2400	0	Bedroom 1	
11	SD3a	1500	2400	0	Bedroom 1	
12	SD4	2750	2400	0	Living/Dining	
13	SD5	2590	2400	0	Living/Dining	
14	SD6	1900	2400	0	Study	
15	SD7	4740	2400	0	Living/Dining	
16	D5	750	2400	0	Servant Toilet	
17	D7	900	2400	0	Kitchen/S. Room	
18	DW1	900/350	2400	0/1200	Kitchen	
19	DW2	900/310	2400	0/1200	S. Room/Study	
20	DW3	1200/1380	2400	0/1200	Machine Room	
WINDOWS						
21	V1	700	2400	1200	Toilet	
22	V2	600	2400	1200	Toilet	
23	W4	1250	2400	1200	Staircase	
24	W5	600	2200	1200	Staircase	
25	W6	900	2400	1200	M. Bedroom	
26	GL1	2140/1635	2400	0	Study	
27	GL2	1190/1760/1190	5900	0	GF Lobby	
28	GL3	6215	5900	0	GF Lobby	
29	GL4	6215	5900	0	GF Lobby	
30	GL5	1090/1160/2565	2100	0	Podium Lobby	
31	GL6	4680/2000/2000	5900	0	GF Lobby	
32	GL7	7210	5900	0	GF Lobby	
33	GL8	7210	5900	0	GF Lobby	
34	GL9	1050/1210	5900	0	GF Lobby	
35	GL10	1000/7100/410	5150	0	Podium Lobby	
36	GL11	2375/7100/1155	5150	0	Podium Lobby	
37	GL12	3275	5900	0	GF Lobby	
38	GL13	1450/1985/3840	5900	0	GF Lobby	
39	GL14	1440	5900	0	GF Lobby	
40	GL15	2500	5900	0	GF Lobby	
41	GL16	1500	5150	0	Podium Lobby	
42	GL17	2850	5150	0	Podium Lobby	
43	GL18	6190	5150	0	Podium Lobby	
44	GL19	5345	2400	0	GF Lobby	
45	GL20	1590	2400	0	GF Lobby	
46	GL21	3640/1620	2400	0	Study/S.Room	
47	GL22	3885/1910	2400	0	Study/S.Room	
48	GL23	1090/1160/2565	2200	0	GF Lobby	
49	GL24	3240	5300	0	GF Lobby	
50	GL25	1755/9985/1735	5150	0	Podium Lobby	
51	GL26	1725/2870	5900	0	GF Lobby	
52	GL27	900	9100	0	GF Lobby	
53	GL28	1800	9100	0	GF Lobby	
FIRE DOORS AND VENTILATOR						
54	FD1	1250	2400	0	Entrance Door	1hr
55	FD2	1250	2400	0	Staircase/Fire Lobby	2hrs
56	FD3	1200	2400	100	M.V Shaft	2hrs
57	FD4	600	2400	100	LV Shaft	2hrs
58	FD5	900	2400	0	Utility	1hr
59	FD6	900	2400	100	M.V Shaft	2hrs
60	FD7	1250	2400	0	Terrace-Electrical room	2hrs
61	FD8	1250	2300	0	Staircase/Fire Lobby	2hrs
62	FD9	1200	2400	0	Fire Control Room	2hrs
63	FV1	700	2400	1200	Toilet	2hrs
64	RHD1	900	2400	100	FHC Shaft	
65	RHD2	1750	2400	100	FHC Shaft	

PODIUM FLOOR-STAIRCASE (NON F.A.R.)				
S.NO.	WIDTH (M)	LENGTH(M)	NOS.	AREA (SqM)
ADDITIONS				
25	3.100	5.915	1	18.337
30	4.710	3.290	1	15.496
31	1.250	0.250	1	0.313
35	1.260	0.250	1	0.315
32	4.305	1.400	1	6.027
			TOTAL	40.487

PODIUM (LOWER)/FIRST FLOOR (F.A.R.) - TOWER A1				
S.NO.	WIDTH (M)	LENGTH(M)	NOS.	AREA (SqM)
ADDITIONS				
A	19.300	17.260	1	333.118
		TOTAL ADDITIONS		333.118
SUBTRACTIONS				
1	0.850	8.575	1	7.289
2	2.885	5.305	1	15.305
3	0.670	1.060	2	1.420
4	3.000	1.930	1	5.790
5	2.085	2.060	1	4.295
6	0.260	0.760	2	0.395
7	4.770	1.530	1	7.298
8	2.970	0.160	1	0.475
9	0.830	8.575	1	7.117
10	14.345	5.305	1	76.100
11	1.520	0.300	1	0.456
12	4.515	0.910	1	4.109
13	2.895	0.110	2	0.637
14	2.300	0.110	1	0.253
15	4.275	0.910	1	3.890
16	0.770	0.770	1	0.593
17	1.450	0.770	1	1.117
18	2.500	2.500	3	18.750
19	1.970	3.490	1	6.875
20	3.100	5.915	1	18.337
21	0.590	1.190	1	0.702
22	1.280	1.450	1	1.856
23	2.370	2.865	1	6.790
24	2.500	1.365	1	3.413
25	1.810	0.565	1	1.023
26	3.040	2.375	1	7.220
27	0.540	2.775	1	1.499
28	4.710	3.290	1	15.496
29	1.250	0.400	2	1.000
30	4.305	1.250	1	5.381
31	5.365	1.040	1	5.580
32	0.940	1.380	1	1.297
34	0.420	2.005	1	0.842
35	0.270	0.715	1	0.193
36	2.500	0.560	1	1.400
37	1.280	0.160	1	0.205
38	0.400	1.960	1	0.784
39	0.400	1.245	1	0.498
40	5.215	1.210	1	6.310
41	5.265	0.720	1	3.791
		TOTAL SUBTRACTIONS		245.780
		TOTAL F.A.R. OF A1		87.338

PLUMBING NOTES:-

1. WASH BASIN TO FLOOR TRAP (FT) 40 OD uPVC PIPE.
2. KITCHEN SINK TO FLOOR DRAIN (FD) 63 OD uPVC WASTE PIPE.
3. FLOOR DRAIN (FD) TO FLOOR TRAP (FT) 63 OD uPVC WASTE PIPE.
4. 110 OD uPVC PIPE USED FOR SOIL & WASTE.
5. 110 OD uPVC PIPE USED FOR TERRACE RAIN WATER
6. 110 OD uPVC PIPE USED FOR BALCONY.

SCHEDULE OF PIPES :-

LEGEND	DESCRIPTION
1	110 OD uPVC SOIL PIPE & VENT PIPE
2	110 OD uPVC WASTE PIPE & VENT PIPE
2a	110 OD uPVC WASTE PIPE FOR KITCHEN & UTILITY BALCONY
3	75 OD uPVC ANTI-SYPHONAGE PIPE
4	110 OD uPVC TERRACE RAIN WATER PIPE
5	110 OD uPVC BALCONY RAIN WATER PIPE
6	DOMESTIC WATER SUPPLY D/N TAKE PIPE *
7	FLUSHING WATER SUPPLY D/N TAKE PIPE *
8	DOMESTIC WATER SUPPLY RISER *
9	FLUSHING WATER SUPPLY RISER *
10	DOMESTIC WATER SUPPLY D/N TAKE PIPE FOR TOP 4TH FLOOR
	CUTOUT IN SLAB =150 x 150 MM FOR WC
FT	FLOOR TRAP (110 x 110) MM, CUTOUT IN SLAB =150 x 150 MM
FD	FLOOR DRAIN (110 x 63) MM
BD	BALCONY DRAIN (110 x 63) MM

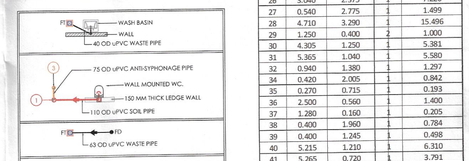

NOTES:
REFER DRAWING NO. AR-A-201, 202 & 203 FOR ELEVATIONS
REFER DRAWING NO. AR-A1-301, AR-A2-301 FOR SECTIONS
ALL TOILETS TO BE MECHANICALLY VENTILATED

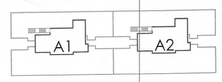

CLIENTS

PURI CONSTRUCTION PVT. LTD.
4-7B, GROUND FLOOR,
TOLSTOY HOUSE
TOLSTOY MARG,
NEW DELHI-110001

STRUCTURES
TPC
Technical Projects Consultants Pvt. Ltd.
B-74 | Sector 57 | Noida 201301 | Uttar Pradesh | India
T: +91-120-4306800 | D: +91-120-4306806 |
M: +91-9910285917
www.tpconsultants.co.in

ARCHITECTS
Arcop Associates Pvt. Ltd.
Plot. 368, Sec-32, Gurgaon-122001
Ph.: 26242050, 26242169
Montreal, Toronto, New-Delhi, Boston

PROJECT
Building plan of Phase-B, Under (TOD and TDR) policy area measuring 5.56175 Acres License no 87 of 2012 dated 29-08-2012 (4.268 Acres) & License no 33 of 2013 dated 25-05-2013 (1.29375 Acres) part of 21.01875 Acres License No. 55 of 2010 dated 25-07-2010 (15.457 Acres). License no 87 of 2012 dated 29-08-2012 (4.268 Acres) & License no 33 of 2013 dated 25-05-2013 (1.29375 Acres) in Sector-110A & 111, Gurugram being developed by M/s Puri Construction Pvt. Ltd.

ARCHITECT'S SIGNATURE

Council of Architecture Registration No. CA/2001/29681 REGISTERED ARCHITECT

OWNER'S SIGNATURE
PURI CONSTRUCTION PVT. LTD.
Authorised Signatory

DRAWING TITLE	DRAWING NO.
GROUP HOUSING COLONY [TOWER-A1] PODIUM FLOOR (LOWER) PLAN & AREA CALCULATIONS	AR-A1-103

A1 (841 X 594)