TOWER PLANS_100

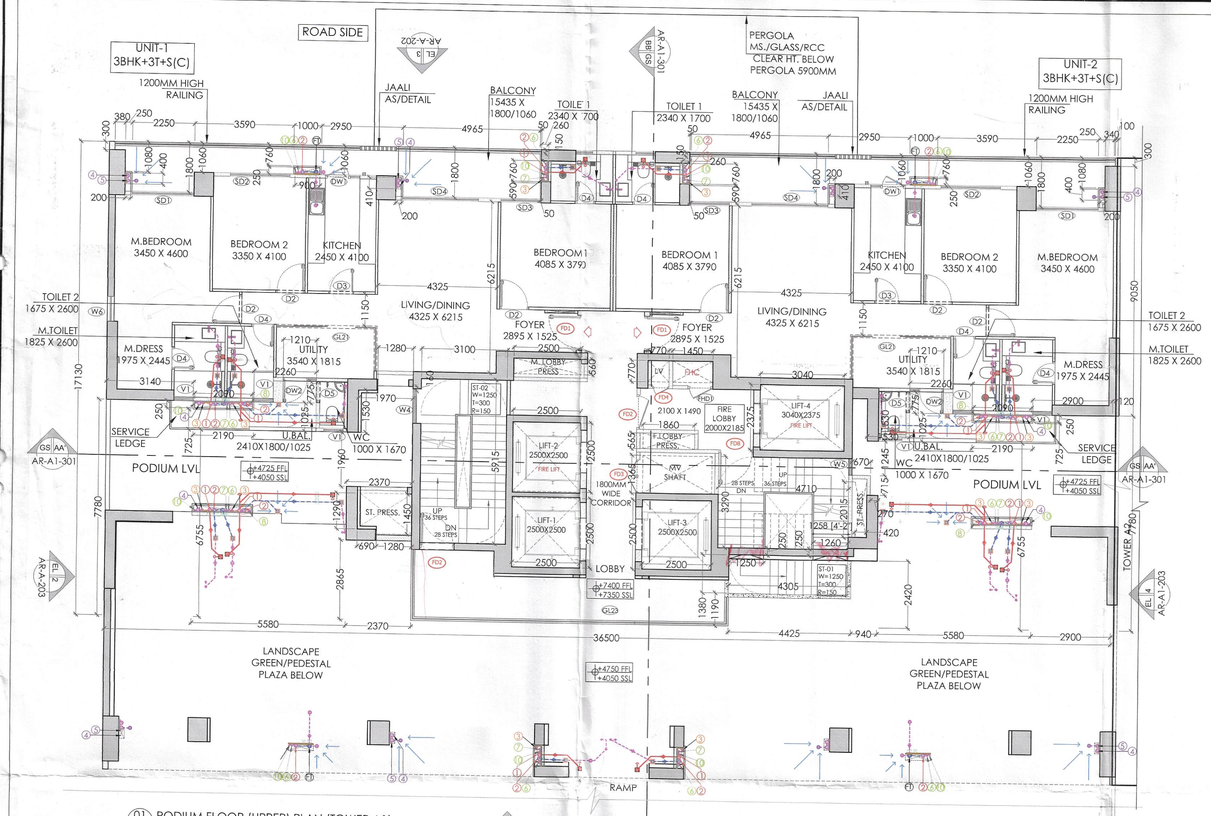

01 PODIUM FLOOR (UPPER) PLAN (TOWER A1)
1st Floor

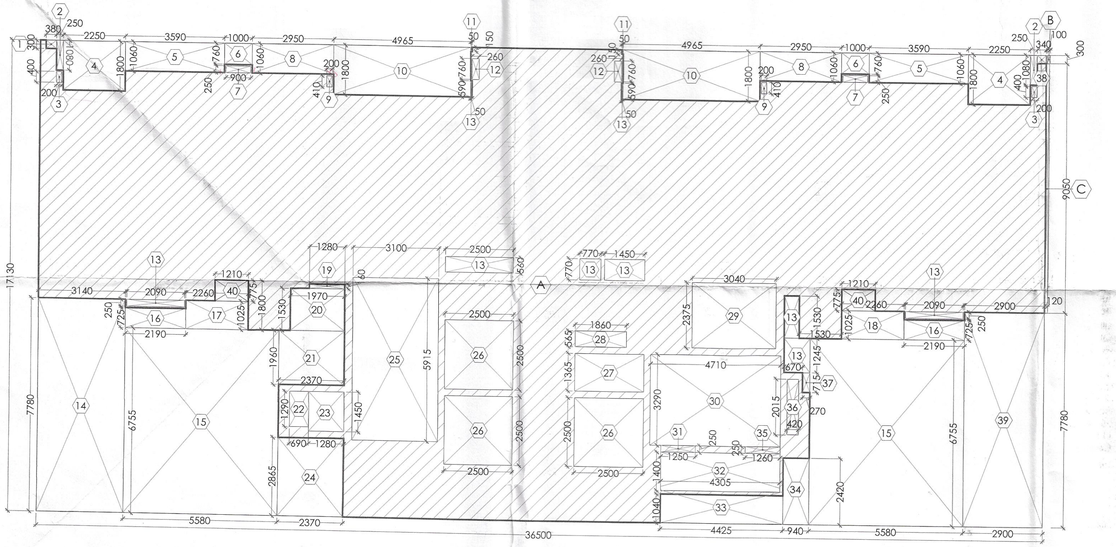

02 PODIUM FLOOR (UPPER) F.A.R. AREA DIAGRAM (TOWER A1)
1st Floor

Checked and found ok for Public Health (Internal) Service only subject to comments in in forwarding letter No. ..... Dt/..... 30-6-20

Superintending Engineer (HQ) i/c Chief Engineer-I HSVP, Panchkula

This is a "PROVISIONAL BUILDING PLAN" approved only for the purpose of inviting objections from the general public

D.T.P. (HQ) Member B.P.A.C. — S.T.P. (HQ) Member Secretary B.P.A.C. — S.T.P. (G) Member B.P.A.C. — C.A.(Hr.) Chairman B.P.A.C.

DDTP(HQ) Member BPAC — A.D. — T.A. — ATP(HQ)

Consultant Architect

Varinder Kumar AD(HQ)

TO BE READ WITH THIS OFFICE MEMO NO.: DATED :

KEY PLAN

NOTES

SL. NO.	DOOR TAGS	WIDTH	L/H TEL	CILL	LOCATION	FIRE RATINGS
		DOOR/ WINDOW SCHEDULE (TOWER B)				
		DOORS				
1	D2	1050	2400	0	Bedroom	
2	D3	900	2400	0	Kitchen/Study /L. Room	
3	D4	800	2400	0	Toilet	
4	D5	1200	2400	0	C/F - H.Toilet	
5	D8	750	2400	0	S. Toilet	
6	D9	1250	2400	0	C/F & terrace-Staircase	
7	GD1	1800	2400	0	C/F Lobby entry from stilt	
		EXTERNAL DOORS				
8	SD1	2250	2400	0	M. Bedroom	
9	SD2	2150	2400	0	Bedroom 2	
10	SD3	1450	2400	0	Bedroom 1	
11	SD3a	1500	2400	0	Bedroom 1	
12	SD4	2750	2400	0	Living/Dining	
13	SD5	2590	2400	0	Living/Dining	
14	SD6	1900	2400	0	Study	
15	SD7	4740	2400	0	Living/Dining	
16	D5	750	2400	0	Servant toilet	
17	D7	900	2400	0	Kitchen/S. Room	
18	SW1	900/350	2400	0/1200	Kitchen	
19	SW2	900/310	2400	0/1200	S. Room/Study	
20	SW3	1200/1380	2400	0/1200	Machine Room	
		WINDOWS				
21	V1	700	2400	1200	Toilet	
22	V2	600	2400	1200	Toilet	
23	W4	1250	2400	1200	Staircase	
24	W5	600	2200	1200	Staircase	
25	W6	900	2400	1200	M. Bedroom	
26	G11	2140/1635	2400	0	Study	
27	G12	1190/1760/1190	5900	0	C/F Lobby	
28	G13	6215	5900	0	C/F Lobby	
29	G14	6215	5900	0	C/F Lobby	
30	G15	1090/1155/2565	2100	0	Podium Lobby	
31	G16	4680/2000/2000	5900	0	C/F Lobby	
32	G17	7210	5900	0	C/F Lobby	
33	G18	7210	5900	0	C/F Lobby	
34	G19	1050/1210	5900	0	C/F Lobby	
35	G110	1000/7100/410	5150	0	Podium Lobby	
36	G111	2375/7100/1155	5150	0	Podium Lobby	
37	G112	5275	5900	0	C/F Lobby	
38	G113	1450/1985/3840	5900	0	C/F Lobby	
39	G114	1440	5900	0	C/F Lobby	
40	G115	2200	5900	0	C/F Lobby	
41	G116	1500	5150	0	Podium Lobby	
42	G117	2600	5150	0	Podium Lobby	
43	G118	6190	5150	0	Podium Lobby	
44	G119	5345	2400	0	C/F Lobby	
45	G120	1590	2400	0	C/F Lobby	
46	G121	3640/1620	2400	0	Study/S.Room	
47	G122	3985/1910	2400	0	Study/S.Room	
48	G123	1090/1155/2565	2300	0	C/F Lobby	
49	G124	3040	3300	0	C/F Lobby	
50	G125	7755/9485/1795	5150	0	Podium Lobby	
51	G126	1725/2670	5900	0	C/F Lobby	
52	G127	900	9100	0	C/F Lobby	
53	G128	1800	9100	0	C/F Lobby	
		FIRE DOORS AND VENTILATOR				
54	FD1	1250	2400	0	Entrance Door	1hr
55	FD2	1250	2400	0	Staircase/Fire Lobby	2hrs
56	FD3	1200	2400	100	M/V Shaft	2hrs
57	FD4	600	2400	100	L/V Shaft	2hrs
58	FD5	900	2400	0	Utility	1hr
59	FD6	900	2400	100	M/V Shaft	2hrs
60	FD7	1250	2400	0	Terrace-Electrical room	2hrs
61	FD8	1250	2300	0	Staircase/Fire Lobby	2hrs
62	FD9	1200	2400	0	Fire Control Room	2hrs
63	FV1	700	2400	1200	Toilet	2hrs
64	FHD1	900	2400	100	F/FC Shaft	
65	FHD2	1750	2400	100	F/FC Shaft	

PLUMBING NOTES:-

1.	WASH BASIN TO FLOOR TRAP (FT) 40 OD uPVC PIPE.
2.	KITCHEN SINK TO FLOOR DRAIN (FD) 63 OD UPVC WASTE PIPE.
3.	FLOOR DRAIN (FD) TO FLOOR TRAP (FT) 63 OD UPVC WASTE PIPE.
4.	110 OD uPVC PIPE USED FOR SOIL & WASTE.
5.	110 OD uPVC PIPE USED FOR TERRACE RAIN WATER
6.	110 OD uPVC PIPE USED FOR BALCONY.

SCHEDULE OF PIPES :-

LEGEND	DESCRIPTION
1	110 OD UPVC SOIL PIPE & VENT PIPE
2	110 OD UPVC WASTE PIPE & VENT PIPE
2a	110 OD UPVC WASTE PIPE FOR KITCHEN & UTILITY BALCONY
3	75 OD uPVC ANTI-SYPHONAGE PIPE.
4	110 OD UPVC TERRACE RAIN WATER PIPE
5	110 OD UPVC BALCONY RAIN WATER PIPE
6	DOMESTIC WATER SUPPLY D/N TAKE PIPE *
7	FLUSHING WATER SUPPLY D/N TAKE PIPE *
8	DOMESTIC WATER SUPPLY RISER *
9	FLUSHING WATER SUPPLY RISER *
10	DOMESTIC WATER SUPPLY D/N TAKE PIPE FOR TOP 4TH FLOOR
	CUTOUT IN SLAB =150 x 150 MM FOR WC
FT	FLOOR TRAP (110 x 110) MM, CUTOUT IN SLAB =150 x 150 MM
FD	FLOOR DRAIN (110 x 63) MM
BD	BALCONY DRAIN (110 x 63) MM

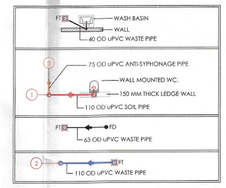

PODIUM (UPPER)/FIRST FLOOR (F.A.R.) - TOWER A1				
S.NO.	WIDTH (M)	LENGTH(M)	NOS.	AREA (SqM)
ADDITIONS				
A	36.500	17.130	1	625.245
B	0.100	0.300	1	0.030
C	0.120	9.050	1	1.086
		TOTAL ADDITIONS		626.361
SUBTRACTIONS				
1	0.380	0.300	2	0.228
2	0.250	1.080	2	0.540
3	0.200	0.400	2	0.160
4	2.250	1.800	2	8.100
5	3.590	1.060	2	7.611
6	1.000	0.760	2	1.520
7	0.900	0.250	2	0.450
8	2.950	1.060	2	6.254
9	0.200	0.410	2	0.164
10	4.965	1.800	2	17.874
11	0.150	0.050	2	0.015
12	0.260	0.760	2	0.395
13	0.590	0.050	2	0.059
14	3.140	7.780	1	24.429
15	5.580	6.755	2	75.386
16	2.190	0.725	2	3.176
17	2.260	1.025	1	2.317
18	2.260	1.800	1	4.068
19	1.280	0.160	1	0.205
20	1.970	1.530	1	3.014
21	2.370	1.960	1	4.645
22	0.690	1.290	1	0.890
23	1.280	1.450	1	1.856
24	2.370	2.865	1	6.790
25	3.100	5.915	1	18.337
26	2.500	2.500	3	18.750
27	2.500	1.365	1	3.413
28	1.860	0.565	1	1.051
29	3.040	2.375	1	7.220
30	4.710	3.290	1	15.496
31	1.250	0.250	1	0.313
32	1.400	4.305	1	6.027
33	4.425	1.040	1	4.602
34	0.940	2.570	1	2.416
35	1.260	0.250	1	0.315
36	0.420	20.150	1	8.463
37	0.270	0.715	1	0.193
38	0.340	0.300	1	0.102
39	2.900	7.780	1	22.562
40	1.210	0.775	1	1.876
		TOTAL SUBTRACTIONS		281.279
		TOTAL F.A.R. OF A1		345.082

NOTES:
REFER DRAWING NO. AR-A-201, 202 & 203 FOR ELEVATIONS
REFER DRAWING NO. AR-A1-301, AR-A2-301 FOR SECTIONS
ALL TOILETS TO BE MECHANICALLY VENTILATED

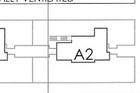

CLIENTS

PURI

PURI CONSTRUCTION PVT. LTD.
4-7B, GROUND FLOOR,
TOLSTOY HOUSE
TOLSTOY MARG,
NEW DELHI-110001

STRUCTURES
TPC
Technical Projects Consultants Pvt. Ltd.
B-74 | Sector 57 | Noida 201301 | Uttar Pradesh | India
T: +91-120-4306800 | D: +91-120-4306806 |
M: +91-9910285917
www.tpconsultants.co.in

ARCHITECTS
Arcop Associates Pvt. Ltd.
Plot- 368, Sec-32, Gurgaon-122001
Ph.: 26242050, 26242169
Montreal, Toronto, New-Delhi, Boston

PROJECT
Building plan of Phase-B, Under (TOD and TDR) policy area measuring 5.56175 Acres License no 87 of 2012 dated 29-08-2012 (4.268 Acres) & License no 33 of 2013 dated 25-05-2013 (1.29375 Acres) part of 21.01875 Acres License No.:55 of 2010 dated 25-07-2010 (15.457 Acres), License no 87 of 2012 dated 29-08-2012 (4.268 Acres) & License no 33 of 2013 dated 25-05-2013 (1.29375 Acres) in Sector-110A & 111, Gurugram being developed by M/s Puri Construction Pvt. Ltd.

ARCHITECT'S SIGNATURE

ARCOP ASSOCIATES Council of Architecture Registration No. CA/2001/26861 REGISTERED ARCHITECT

OWNER'S SIGNATURE
For PURI CONSTRUCTION PVT. LTD.
Authorised Signatory

DRAWING TITLE	DRAWING NO.
GROUP HOUSING COLONY [TOWER-A1] PODIUM FLOOR (UPPER) PLAN & AREA CALCULATIONS	AR-A1-102

X 594)