DG-PHASE III_BASEMENT.ctb

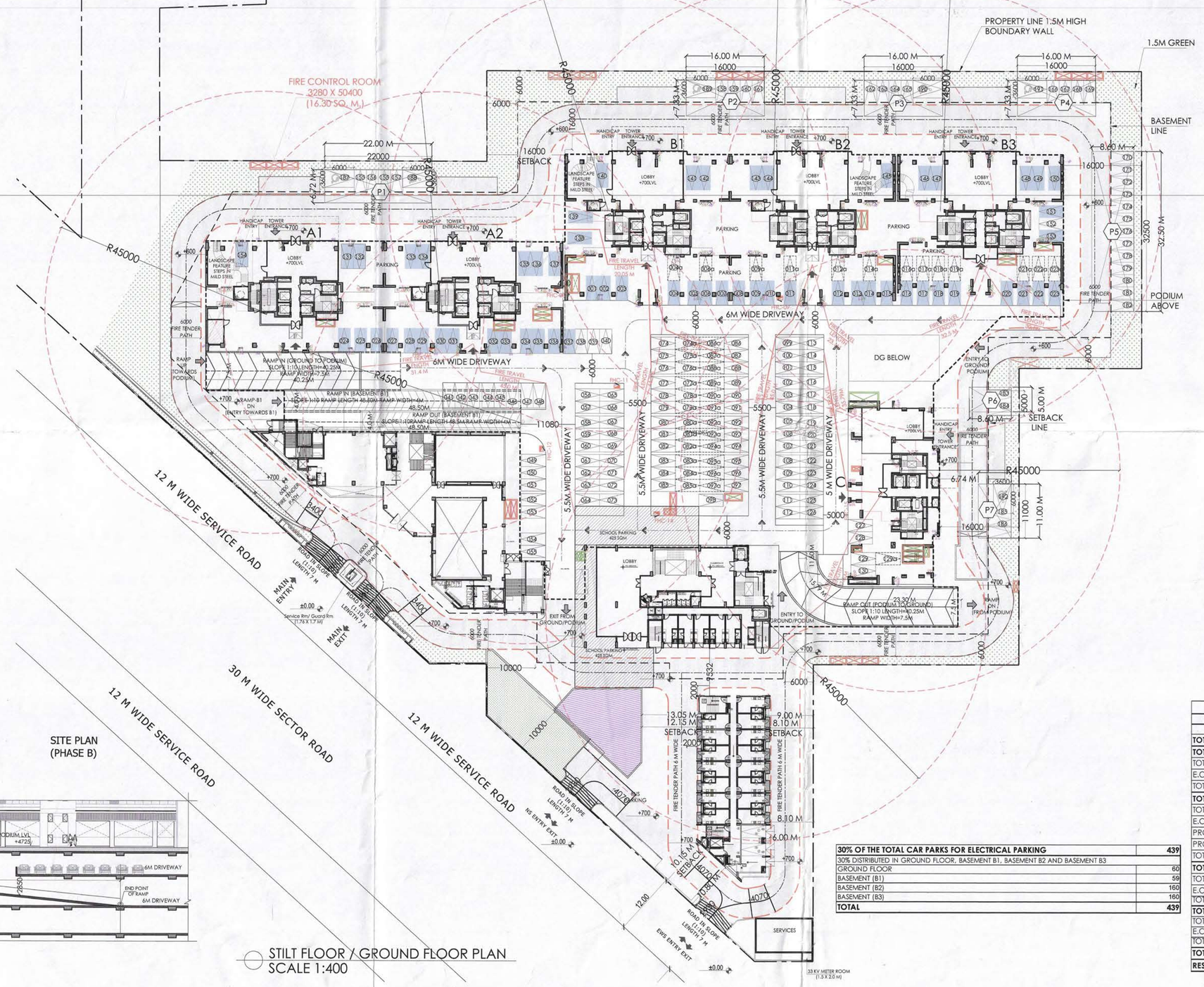

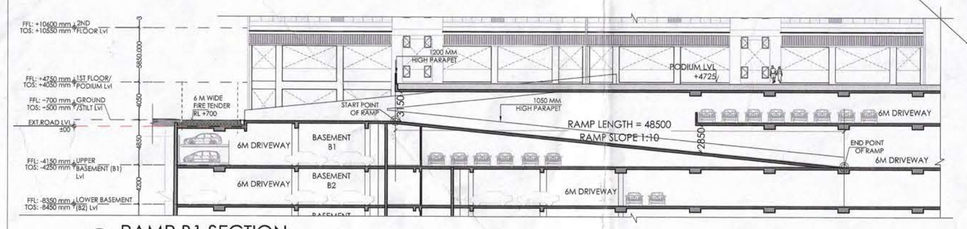

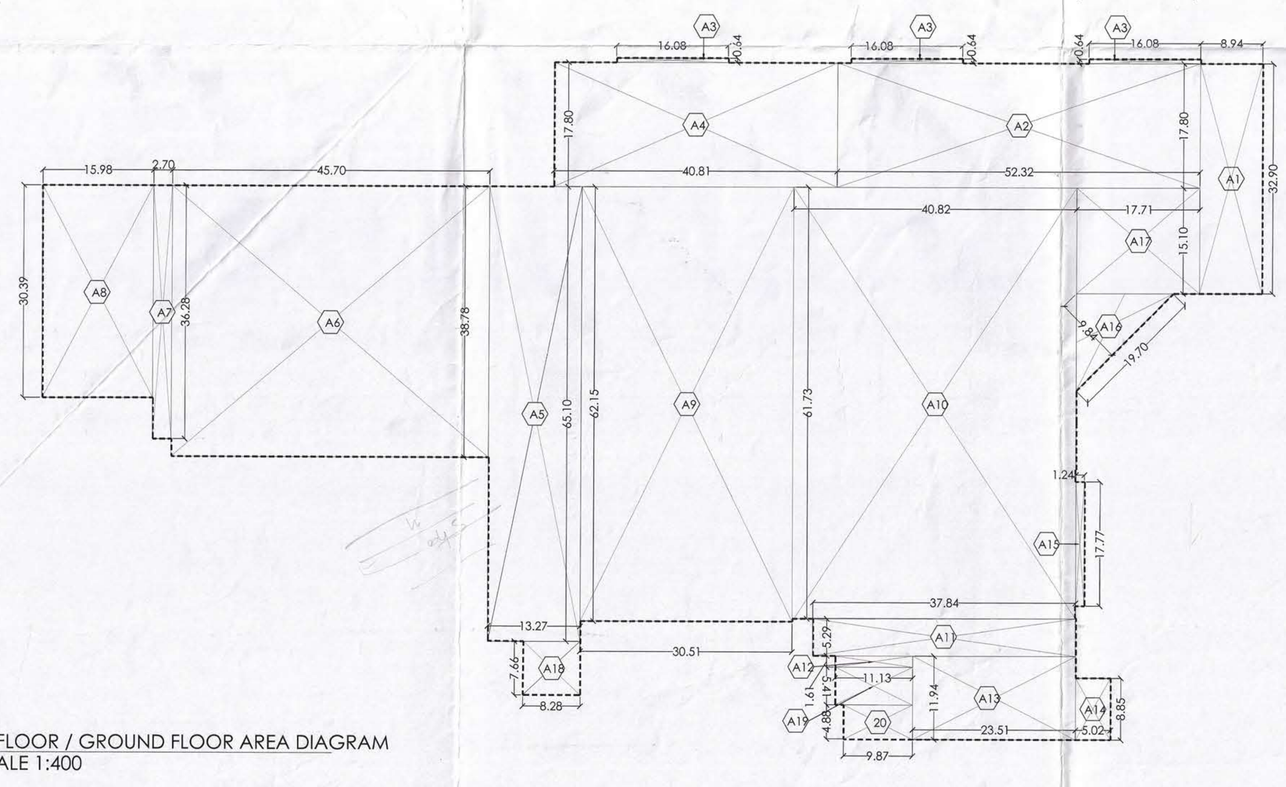

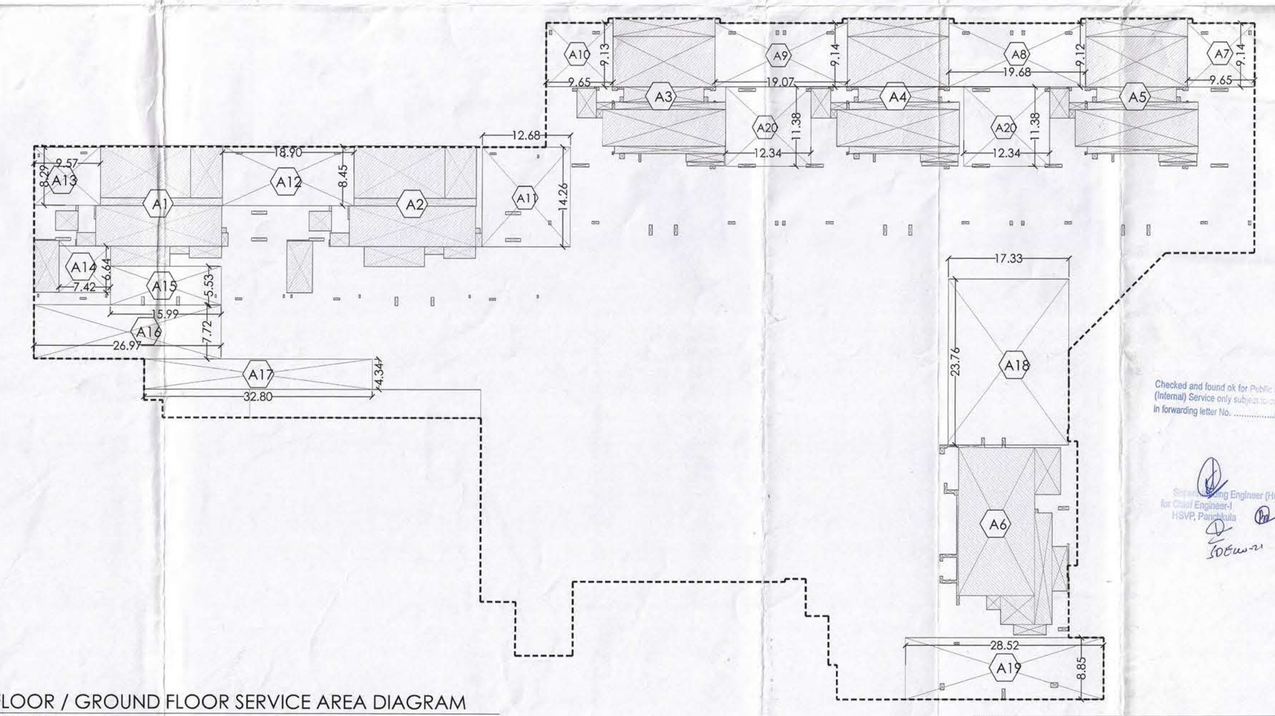

LEGEND :-

- CAR SINGLE DIRECT
- JOCKEY CAR
- STACK PARKING
- EWS CAR PARK
- ELECTRICAL CAR PARK

This is a "PROVISIONAL BUILDING PLAN" approved only for the purpose of inviting objections from the general public

D.T.P. (HQ) Member B.P.A.C. | S.T.P. (HQ) Member Secretary B.P.A.C. | S.T.P. (G) Member B.P.A.C. | ATP (HQ) Chairman B.P.A.C.

Consultant Architect
Vanister Kumar
AD(HQ)

TO BE READ WITH THIS OFFICE MEMO NO.:
DATED :

KEY PLAN

DTP (HQ) Member BPAC

STILT/GROUND FLOOR AREA DIAGRAM						
S.NO.	SHAPE	WIDTH	LENGTH	COEFFE.	NOS.	AREA (SQ M)
ADDITIONS						
A1	RECTANGLE	8.940	32.900		1	294.128
A2	RECTANGLE	52.320	17.800		1	931.296
A3	RECTANGLE	16.080	0.640		3	30.874
A4	TRIANGLE	40.810	17.800		1	726.418
A5	RECTANGLE	13.270	65.100		1	863.877
A6	RECTANGLE	45.700	38.780		1	1772.246
A7	RECTANGLE	2.700	36.280		1	97.956
A8	RECTANGLE	15.980	30.390		1	485.632
A9	RECTANGLE	30.510	62.150		1	1896.197
A10	RECTANGLE	40.820	61.731		1	2519.859
A11	RECTANGLE	37.840	5.290		1	200.174
A12	RECTANGLE	11.130	1.610		1	17.919
A13	RECTANGLE	11.940	23.510		1	280.709
A14	RECTANGLE	5.020	8.850		1	44.427
A15	RECTANGLE	1.240	17.770		1	22.035
A16	TRIANGLE	19.700	9.840	0.5	1	96.924
A17	RECTANGLE	17.710	15.100		1	267.421
A18	RECTANGLE	8.280	7.660		1	63.425
A19	RECTANGLE	11.130	5.410		1	60.213
A20	RECTANGLE	9.870	4.880		1	48.166
					TOTAL ADDITION	10719.894

STILT/GROUND FLOOR SERVICE AREA DIAGRAM						
S.NO.	SHAPE	WIDTH	LENGTH	COEFFE.	NOS.	AREA (SQ M)
ADDITIONS						
A1	TOWER A1	AREA BRIEF IS IN TOWER GROUND FLOOR PLANS				342.550
A2	TOWER A2					315.320
A3	TOWER B1					333.370
A4	TOWER B2					333.370
A5	TOWER B3					326.680
A6	TOWER C					359.060
A7	RECTANGLE	9.650	9.140		1	88.201
A8	RECTANGLE	19.680	9.120		1	179.482
A9	RECTANGLE	19.070	9.140		1	174.300
A10	RECTANGLE	9.650	9.100		1	88.105
A11	RECTANGLE	12.640	14.260		1	180.817
A12	RECTANGLE	18.900	8.450		1	159.705
A13	RECTANGLE	9.570	8.290		1	79.335
A14	RECTANGLE	7.420	6.640		1	49.269
A15	RECTANGLE	15.990	5.330		1	85.227
A16	RECTANGLE	26.970	7.720		1	208.208
A17	RECTANGLE	32.800	4.340		1	142.352
A18	RECTANGLE	17.330	23.766		1	411.865
A19	RECTANGLE	28.520	8.850		1	252.452
A20	RECTANGLE	12.340	11.380		2	280.858
					TOTAL BASEMENT-03 SERVICE AREA	4400.475

SURFACE PARKING AREA DIAGRAM						
S.NO.	SHAPE	WIDTH	LENGTH	COEFFE.	NOS.	AREA (SQ M)
ADDITIONS						
P1	RECTANGLE	22.000	6.720		1	147.840
P2	RECTANGLE	16.000	7.324		1	117.184
P3	RECTANGLE	16.000	7.324		1	117.184
P4	RECTANGLE	16.000	7.324		1	117.184
P5	RECTANGLE	32.500	8.600		1	279.500
P6	RECTANGLE	5.000	8.600		1	43.000
P7	RECTANGLE	11.000	6.740		1	74.140
					TOTAL ADDITION	896.032

SUMMARY - PARKING		
	ECS	AREA in Sq.Mt.
	Proposed ECS	
TOTAL E.C.S. ON SURFACE@ 23 Sq.Mtrs	39	897
TOTAL AREA AT STILTS/PODIUM		10719.894
TOTAL SERVICE AREA & CUTOUT AREA STILTS & PODIUM		4400.475
E.C.S. PROVIDED ON STILT/PODIUM @28 SQ.M. NORMAL	226	6319
TOTAL NUMBER OF CAR PARKS PROVIDED	154	No. of Cars
TOTAL AREA AT BASEMENT B1		14943.139
TOTAL SERVICE AREA & CUTOUT AREA AT UPPER BASEMENT (B1)		5089.698
E.C.S. PROVIDED ON BASEMENT(B1) @32 SQ.M. NORMAL	308	9853
PROVIDED NUMBER OF CAR PARKS	98	
PROVIDED NUMBER OF STACK CAR PARKS	450	
TOTAL NUMER OF CAR PARKS PROVIDED	548	No. of Cars
TOTAL AREA AT BASEMENT B2		14943.139
TOTAL SERVICE AREA & CUTOUT AREA AT BASEMENT (B2)		4376.661
E.C.S. PERMISSIBLE ON UPPER BASEMENT @32 SQ.M. NORMAL	330	10566
TOTAL NUMER OF CAR PARKS PROVIDED	346	No. of Cars
TOTAL AREA AT BASEMENT B3		14880.647
TOTAL SERVICE AREA & CUTOUT AREA AT BASEMENT (B3)		4334.603
E.C.S. PERMISSIBLE ON UPPER BASEMENT @32 SQ.M. NORMAL	330	10546
TOTAL NUMBER OF CAR PARKS PROVIDED	339	No. of Cars
TOTAL CAR PARK	1462	
RESERVED PARKING FOR EWS SURFACE @ 23 SQ.Mtrs in B2	36	

30% OF THE TOTAL CAR PARKS FOR ELECTRICAL PARKING	439
30% DISTRIBUTED IN GROUND FLOOR, BASEMENT B1, BASEMENT B2 AND BASEMENT B3	
GROUND FLOOR	60
BASEMENT (B1)	59
BASEMENT (B2)	160
BASEMENT (B3)	160
TOTAL	439

DIPLOMATIC GREENS - PHASE III							
DOOR/WINDOW SCHEDULE (TOWERS)							
S.NO.	DOOR TAGS	WIDTH	LINTEL	CILL	LOCATION	FIRE RATINGS	
DOORS							
1	D2	1050	2400	0	Bedroom		
2	D3	900	2400	0	Kitchen/Study/S. Room		
3	D4	800	2400	0	Toilet		
4	D6	1200	2400	0	GF - H.Toilet		
5	D8	750	2400	0	S. Toilet		
6	D9	1250	2400	0	GF & Terrace-Staircase		
7	GD1	1800	2400	0	GF Lobby entry from stilt		
EXTERNAL DOORS							
8	SD1	2250	2400	0	M. Bedroom		
9	SD2	2150	2400	0	Bedroom-2		
10	SD3	1450	2400	0	Bedroom-1		
11	SD3a	1500	2400	0	Kitchen/Beardoom		
12	SD4	2750	2400	0	Living/Dining		
13	SD5	2590	2400	0	Living/Dining		
14	SD6	1900	2400	0	Study		
15	SD7	4140	2400	0	Living/Dining		
16	DS	750	2400	0	Servant Toilet		
17	D7	990	2400	0	Kitchen/S. Room		
18	DW1	900/350	2400	0/1200	Kitchen		
19	DW2	900/310	2400	0/1200	S. Room/Study		
20	DW3	1200/1380	2400	0/1200	Machine Room		
WINDOWS/VENTILATORS/GLAZING							
21	V1	700	2400	1200	Toilet		
22	V2	600	2400	1200	Toilet		
23	W4	1250	2400	1200	Staircase		
24	W5	600	2200	1200	Staircase		
25	W6	900	2400	1200	M. Bedroom		
26	G11	2140/1635	2400	0	Study		
27	G12	1190/1620/1190	2900	0	GF Lobby		
28	G13	6215	2900	0	GF Lobby		
29	G14	6215	2900	0	GF Lobby		
30	G15	2090/1565/2565	2100	0	Podium-Lobby		
31	G16	4680/2000/2000	2900	0	GF Lobby		
32	G17	7210	2900	0	GF Lobby		
33	G18	7210	2900	0	GF Lobby		
34	G19	1055/1210	2900	0	GF Lobby		
35	G110	1000/1700/4100	5150	0	Podium-Lobby		
36	G111	2575/1700/1155	5150	0	Podium-Lobby		
37	G112	5775	9100	0	GF Lobby		
38	G113	680/1985/3840	3300	0	GF Lobby		
39	G114	1440	9100	0	GF Lobby		
40	G115	2500	9100	0	GF Lobby		
41	G116	1500	9100	0	Podium-Lobby		
42	G117	2600	9100	0	Podium-Lobby		
43	G118	6190	9100	0	Podium-Lobby		
44	G119	5345	3300	0	GF Lobby		
45	G120	1590	3300	0	GF Lobby		
46	G121	3640/1620	2400	0	Study/S.Room		
47	G122	3880/1910	2400	0	Study/S.Room		
48	G123	1090/1565/2565	2500	0	GF Lobby		
49	G124	3240	3300	0	GF Lobby		
50	G125	1755/9680/1735	5150	0	Podium-Lobby		
51	G126	1725/2670	5900	0	GF Lobby		
52	G127	900	9100	0	GF Lobby		
53	G128	1800	9100	0	GF Lobby		
FIRE DOORS							
54	FD1	1250	2400	0	Entrance Door	2hrs	
55	FD2	1250	2400	0	Staircase/Fire Lobby	2hrs	
56	FD3	1200	2400	100	M.V Shaft	2hrs	
57	FD4	600	2400	100	L.V Shaft	2hrs	
58	FD5	900	2400	0	Servant Room	2hrs	
59	FD6	900	2400	100	M.V Shaft	2hrs	
60	FD7	1250	2400	0	Terrace-Electrical	2hrs	
61	FD8	1250	2300	0	Staircase/Fire Lobby	2hrs	
62	FD9	1200	2400	0	Fire Control	2hrs	
63	FV1	700	2400	1200	Toilet		
64	FWD1	900	2400	100	PHC Shaft		
65	FWD2	1750	2400	100	PHC Shaft		
BASEMENT FIRE DOORS							
66	BFD2	1250	2400	0	Staircase/Fire Lobby	2hrs	
67	BFD3	1200	2400	100	M.V Shaft	2hrs	
68	BFD4	600	2400	100	L.V Shaft	2hrs	
69	BFD6	900	2400	100	M.V Shaft	2hrs	
70	BFD8	1800	2400	0	Basement Lobby	2hrs	
71	BFWD1	900	2400	100	PHC Shaft		
72	BFWD2	1750	2400	100	PHC Shaft		
73	BFFP	2000	2700	0	DG Room	4hrs	
74	DG1	3000	3000	0	DG Room		

Checked and found ok for Public Health (Internal) Service only subject to comments in forwarding letter No. ..... Dt. .....

Superintending Engineer (HQ)
for Chief Engineer-I
HWP, Panchkula

NOTE:
1. JOCKEY TO BE PROVIDED TO SINGLE UNIT OWNER.
2. JOCKEY ARE NOT COUNTED IN TOTAL PARKING NUMBER.

CLIENTS

PURI CONSTRUCTION PVT. LTD.
4-7B, GROUND FLOOR,
TOLSTOY HOUSE
TOLSTOY MARG,
NEW DELHI-110001

PURI

STRUCTURES
TPC
Technical Projects Consultants Pvt. Ltd.
B-74 | Sector 57 | Noida 201301 | Uttar Pradesh | India
T: +91-120-4306800 | D: +91-120-4306806 |
M: +91-9910285917
www.tpconsultants.co.in

ARCHITECT'S
Arcop Associates Pvt. Ltd.
Plot- 36B, Sec-32, Gurgaon-122001
Ph.: 26242050, 26242169
Montreal, Toronto, New-Delhi, Boston

PROJECT
Building plan of Phase-B, Under (TOD and TDR) policy area measuring 5.56175 Acres License no 87 of 2012 dated 29-08-2012 (4.268 Acres) & License no 33 of 2013 dated 25-05-2013 (1.29375 Acres) part of 21.01875 Acres License No. 55 of 2010 dated 25-07-2010 (15.457 Acres), License no 87 of 2012 dated 29-08-2012 (4.268 Acres) & License no 33 of 2013 dated 25-05-2013 (1.29375 Acres) in Sector-110A & 111, Gurugram being developed by M/s Puri Construction Pvt. Ltd.

ARCHITECT'S SIGNATURE

GOPAL BANSAL
Reg. No. of Architecture
Registration No. CA/2001/28868
REGISTERED ARCHITECT

OWNER'S SIGNATURE

For PURI CONSTRUCTION PVT. LTD.
Authorised Signatory

DRAWING TITLE	DRAWING NO.
GROUP HOUSING COLONY STILT FLOOR PLAN/GROUND FLOOR PARKING PLAN & AREA DIAGRAM	AR-MP-04

A0 (1189X841)