DG_CLUB PHASE-III_100.CTB

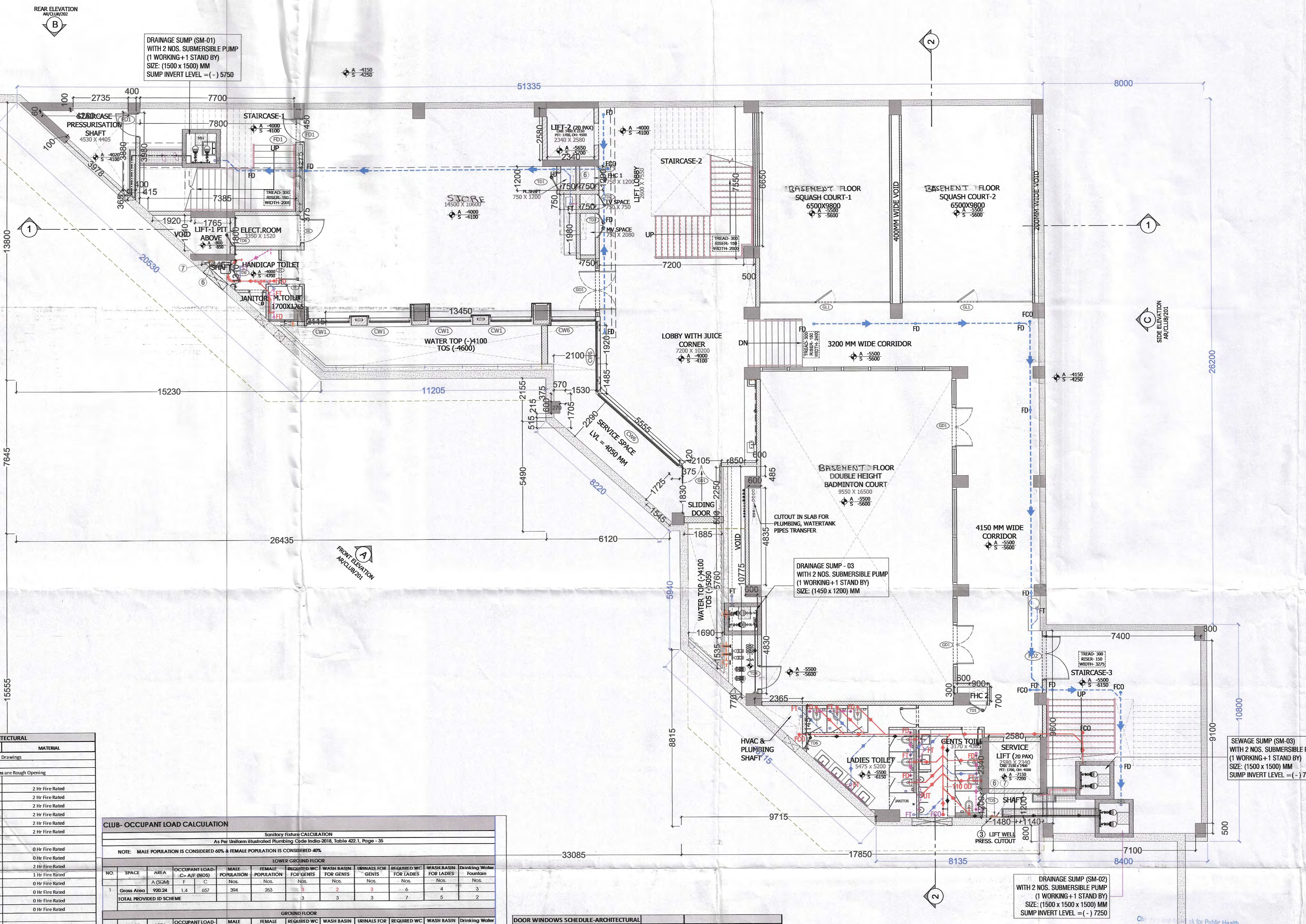
REAR ELEVATION
AR/CLUB/202
B
DRAINAGE SUMP (SM-01)
WITH 2 NOS. SUBMERSIBLE PUMP
(1 WORKING+1 STAND BY)
SIZE: (1500 x 1500) MM
SUMP INVERT LEVEL =(-) 5750
A -4150
S -4250
51335
8000
2735
400
7700
100
60
100
STAIRCASE PRESSURISATION SHAFT
4530 X 4405
A -4020
S -4100
3978
3980
3980
7800
STAIRCASE-1
A -4000
S -4100
FD1
UP
FD
450
TREAD- 300
RISER- 150
WIDTH- 2000
7385
400
415
365
1920
1765
VOID
LIFT-1 PIT ABOVE
A -800
S -850
1140
1800
ELECT.ROOM
3350 X 1520
TD6
D2
375
HANDICAP TOILET
A -4000
S -4700
SHAFT
JANITOR
M.TOILET
1700X1765
FD
FT
2115
13450
CW1
CW6
WATER TOP (-)4100
TOS (-4600)
13800
20530
15230
11205
7645
26435
15555
FRONT ELEVATION
AR/CLUB/201
A
1
STORE
14500 X 10600
A -4000
S -4100
LIFT-2 (20 PAX)
CAB: 1400 X 2150
PIT: 1700, OH: 4500
2340 X 2580
A -5650
S -5700
2580
2340
FCO
FHC 1
750 X 1200
PL.SHAFT
750 X 1200
TD1
TD2
TD3
LV SPACE
750 X 750
MV SPACE
750 X 2080
1200
750
1980
LIFT LOBBY
2600 X 7550
A -4000
S -4100
STAIRCASE-2
UP
7550
7200
6650
500
GD1
2100
1920
1485
LOBBY WITH JUICE CORNER
7200 X 10200
A -4000
S -4100
2155
570
1530
375
215
515
600
270
1705
2290
SERVICE SPACE
LVL = 4050 MM
5555
8220
5490
6120
2105
420
375
850
600
485
1725
1830
2250
1545
SLIDING DOOR
1885
500
BASEMENT FLOOR
SQUASH COURT-1
6500X9800
A -5500
S -5600
BASEMENT FLOOR
SQUASH COURT-2
6500X9800
A -5500
S -5600
400MM WIDE VOID
200MM WIDE VOID
GL1
2
DN
TREAD- 300
RISER- 150
WIDTH- 2400
3200 MM WIDE CORRIDOR
A -5500
S -5600
BASEMENT FLOOR
DOUBLE HEIGHT
BADMINTON COURT
9550 X 16500
A -5500
S -5600
CUTOUT IN SLAB FOR PLUMBING, WATERTANK PIPES TRANSFER
4835
VOID
10775
5760
WATER TOP (-)4100
TOS (-)5050
5940
DRAINAGE SUMP - 03
WITH 2 NOS. SUBMERSIBLE PUMP
(1 WORKING+1 STAND BY)
SIZE: (1450 x 1200) MM
1690
4830
1535
A -5000
S -5050
TD4
A -5500
S -5600
770
2365
4150 MM WIDE CORRIDOR
A -5500
S -5600
A -4150
S -4250
C
SIDE ELEVATION
AR/CLUB/201
26200
FCO
FD
FT
FD2
7400
300
TREAD- 300
RISER- 150
WIDTH- 3275
STAIRCASE-3
A -5500
S -6150
UP
FCO
600
900
FHC 2
300
700
TD1
9600
10800
9100
500
HVAC & PLUMBING SHAFT
1145
TD6
LADIES TOILET
5475 x 5200
A -5500
S -6150
JANITOR
GENTS TOILET
3170 x 4385
110 OD
UT
2580
SERVICE LIFT (20 PAX)
2580 X 2340
CAB: 2150 x 1400
PIT: 1700, OH: 4500
A -7150
S -7200
2340
TD5
SHAFT
1200
1200
1480
1140
800
3 LIFT WELL PRESS. CUTOUT
SEWAGE SUMP (SM-03)
WITH 2 NOS. SUBMERSIBLE PUMP
(1 WORKING+1 STAND BY)
SIZE: (1500 x 1500) MM
SUMP INVERT LEVEL =(-) 7250
8815
9715
33085
17850
8135
7100
8400
DRAINAGE SUMP (SM-02)
WITH 2 NOS. SUBMERSIBLE PUMP
(1 WORKING+1 STAND BY)
SIZE: (1500 x 1500 x 1500) MM
SUMP INVERT LEVEL =(-) 7250

PLUMBING IMPORTANT NOTES:-

1. ALL HORIZONTAL SOIL AND WASTE PIPES SHALL BE LAID TO A SLOPE NOT FLATTER THAN 1:70 AND NOT STEEPER THAN 1:10 UNLESS SPECIFIED OTHERWISE.
2. WATER INLETS AND WASTE OUTLETS FROM SANITARY WARE SHALL BE ARRANGED TO SUIT REQUIREMENTS OF SELECTED MAKES AND MODELS.
3. NO PIPE WORK SHALL BE CONCEALED IN WALLS OR BURIED IN FLOORS WITHOUT BEING SUBJECTED TO WATER TESTING AS PER THE DIRECTION OF THE SITE ENGINEER.

PLUMBING NOTES:

1. WASH BASIN TO FLOOR TRAP (FT) 40 OD uPVC PIPE.
2. KITCHEN SINK TO FLOOR TRAP (FT) uPVC FLEXIBLE PIPE.
3. FLOOR DRAIN (FD) TO FLOOR TRAP (FT) 110 OD uPVC WASTE PIPE.
4. 110 OD uPVC PIPE USED FOR SOIL & WASTE.
5. 110 OD uPVC PIPE USED FOR TERRACE RAIN WATER
6. 90 OD uPVC PIPE USED FOR BALCONY.

SCHEDULE OF LEGEND :

SYMBOL	DESCRIPTION
①	110 OD uPVC SOIL & VENT PIPE
②	110 OD uPVC WASTE & VENT PIPE
(2a)	160 OD uPVC WASTE & VENT PIPE FOR KITCHEN
③	75 OD uPVC ANTI-SYPHONAGE PIPE
④	110 OD uPVC TERRACE RAIN WATER PIPE
(4a)	160 OD uPVC TERRACE RAIN WATER PIPE
⑤	90 OD uPVC BALCONY RAIN WATER PIPE
⑥	DOMESTIC WATER SUPPLY D/N TAKE PIPE *
⑦	FLUSHING WATER SUPPLY D/N TAKE PIPE *
⑧	80Ø DOMESTIC WATER SUPPLY RISER *
⑨	65Ø FLUSHING WATER SUPPLY RISER *
◎ FT	FLOOR TRAP (110 x 110) MM, CUTOUT IN SLAB =150 x 150 MM
◎ FD	FLOOR DRAIN (110 x 110) MM
● BD	BALCONY DRAIN (110 x 63) MM

TYPICAL CONNECTION PLAN :

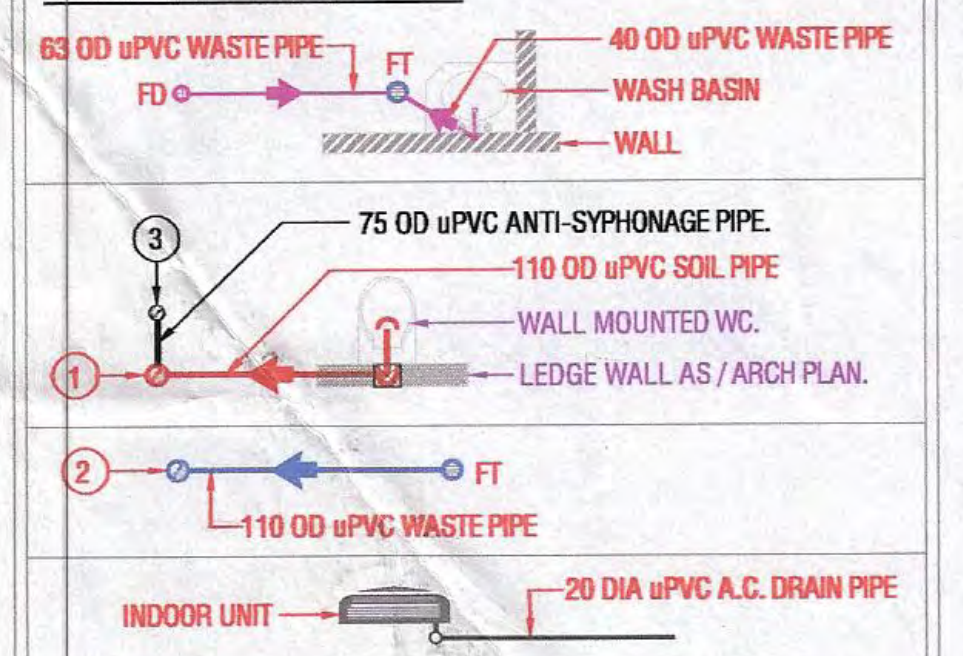
63 OD uPVC WASTE PIPE
FD
FT
40 OD uPVC WASTE PIPE
WASH BASIN
WALL
3
75 OD uPVC ANTI-SYPHONAGE PIPE.
110 OD uPVC SOIL PIPE
WALL MOUNTED WC.
LEDGE WALL AS / ARCH PLAN.
1
2
FT
110 OD uPVC WASTE PIPE
INDOOR UNIT
20 DIA uPVC A.C. DRAIN PIPE

DOOR WINDOWS SCHEDULE-ARCHITECTURAL

Note: All internal Doors, Glass Doors and Partition as/ Interior Designer's Drawings

Designer's Drawings

ALL DIMENSIONS IN MM, All **Sill level** are from General FFL, All **Widths** are Rough Opening

S.NO	LEGEND	WIDTH	SILL	HEIGHT	LINTEL	MATERIAL
FIRE DOORS						
1	FD1	1200	0	2400	2400	2 Hr Fire Rated
2	FD2	2200	0	2400	2400	2 Hr Fire Rated
3	FD3	3275	0	2400	2400	2 Hr Fire Rated
4	FD4	~1920	0	2400	2400	2 Hr Fire Rated
5	FD5	~2000	0	2400	2400	2 Hr Fire Rated
6	FD5A	~2000	0	2325	2325	2 Hr Fire Rated
SHAFT DOORS (As/Interior Designer's Specification)						
7	TD1	900	AS/INTERIOR DESIGNER		2400	0 Hr Fire Rated
8	TD2	750	AS/INTERIOR DESIGNER		2400	0 Hr Fire Rated
9	TD3	1200	AS/INTERIOR DESIGNER		2400	2 Hr Fire Rated
10	TD4	1200	AS/INTERIOR DESIGNER		2400	1 Hr Fire Rated
11	TD5	750	AS/INTERIOR DESIGNER		2400	0 Hr Fire Rated
12	TD6	750	AS/INTERIOR DESIGNER		2400	0 Hr Fire Rated
13	TD7	1200	AS/INTERIOR DESIGNER		2400	0 Hr Fire Rated
14	TD8	1100	AS/INTERIOR DESIGNER		2400	0 Hr Fire Rated
ALLUMINIUM DOORS/WINDOWS						
15	GL1	~2425	0		BEAM BOTTOM	Aluminium/GLASS
16	GD1	~2425	0	2400	2400	Aluminium/GLASS
CURTAIN WALLS (ALL WIDTH AS PER VENDOR & FAÇADE DRAWINGS)						
17	CW1	AS/ELEV.	0	AS/ELEV.	AS/ELEV.	Aluminium/GLASS
18	CW2	AS/ELEV.	0	AS/ELEV.	AS/ELEV.	Aluminium/GLASS
19	CW5	9470	0	AS/ELEV.	AS/ELEV.	Aluminium/GLASS
20	CW6	~3444	0	AS/ELEV.	AS/ELEV.	Aluminium/GLASS
21	CW9	4833	0	AS/ELEV.	AS/ELEV.	Aluminium/GLASS
22	CW10	2300	0	AS/ELEV.	AS/ELEV.	Aluminium/GLASS
23	CW11	~2140	0	AS/ELEV.	AS/ELEV.	Aluminium/GLASS
24	CW12	10450	0	AS/ELEV.	AS/ELEV.	Aluminium/GLASS
25	CW14	~10640	0	AS/ELEV.	AS/ELEV.	Aluminium/GLASS
26	CW15	AS/ELEV.	75	AS/ELEV.	AS/ELEV.	Aluminium/GLASS
27	CW16	~7040	0	AS/ELEV.	AS/ELEV.	Aluminium/GLASS
28	CW16A	1590	0	AS/ELEV.	AS/ELEV.	Aluminium/GLASS
29	CW18	~2885	0	AS/ELEV.	AS/ELEV.	Aluminium/GLASS
30	CW19	~2585	0	AS/ELEV.	AS/ELEV.	Aluminium/GLASS
31	CW20	~3390	0	AS/ELEV.	AS/ELEV.	Aluminium/GLASS
32	CW22	~6240	0	AS/ELEV.	AS/ELEV.	Aluminium/GLASS
33	CW24	~2275	0	AS/ELEV.	AS/ELEV.	Aluminium/GLASS
34	CW25	~2140	0	AS/ELEV.	AS/ELEV.	Aluminium/GLASS
35	CW26	~1790	0	AS/ELEV.	AS/ELEV.	Aluminium/GLASS
36	CW27	~4673	0	AS/ELEV.	AS/ELEV.	Aluminium/GLASS
37	CW28	AS/ELEV.	0	AS/ELEV.	AS/ELEV.	Aluminium/GLASS

A1 (841 X 594)

CLUB- OCCUPANT LOAD CALCULATION

Sanitary Fixture CALCULATION

As Per Uniform illustrated Plumbing Code India-2018, Table 422.1, Page - 35

NOTE: MALE POPULATION IS CONSIDERED 60% & FEMALE POPULATION IS CONSIDERED 40%

LOWER GROUND FLOOR

NO.	SPACE	AREA	OCCUPANT LOAD- C= A/F (NOS)		MALE POPULATION	FEMALE POPULATION	REQUIRED WC FOR GENTS	WASH BASIN FOR GENTS	URINALS FOR GENTS	REQUIRED WC FOR LADIES	WASH BASIN FOR LADIES	Drinking Water Fountain
		A (SQM)	F	C	Nos.	Nos.	Nos.	Nos.	Nos.	Nos.	Nos.	Nos.
1	Gross Area	920.24	1.4	657	394	263	3	2	3	6	4	3
	TOTAL PROVIDED ID SCHEME						3	3	3	7	5	2

GROUND FLOOR

NO.	SPACE	AREA	OCCUPANT LOAD- C= A/F (NOS)		MALE POPULATION	FEMALE POPULATION	REQUIRED WC FOR GENTS	WASH BASIN FOR GENTS	URINALS FOR GENTS	REQUIRED WC FOR LADIES	WASH BASIN FOR LADIES	Drinking Water Fountain
		A (SQM)	F	C	Nos.	Nos.	Nos.	Nos.	Nos.	Nos.	Nos.	Nos.
2	Gross Area	811.25	1.4	579	348	232	3	2	3	6	4	3
	TOTAL PROVIDED ID SCHEME						4	3	3	7	7	1

FIRST FLOOR

NO.	SPACE	AREA	OCCUPANT LOAD- C= A/F (NOS)		MALE POPULATION	FEMALE POPULATION	REQUIRED WC FOR GENTS	WASH BASIN FOR GENTS	URINALS FOR GENTS	REQUIRED WC FOR LADIES	WASH BASIN FOR LADIES	Drinking Water Fountain
		A (SQM)	F	C	Nos.	Nos.	Nos.	Nos.	Nos.	Nos.	Nos.	Nos.
3	Gross Area	917.28	1.8	510	306	204	3	2	3	6	4	3
	TOTAL PROVIDED ID SCHEME						3	3	3	7	5	0

SECOND FLOOR

NO.	SPACE	AREA	OCCUPANT LOAD- C= A/F (NOS)		MALE POPULATION	FEMALE POPULATION	REQUIRED WC FOR GENTS	WASH BASIN FOR GENTS	URINALS FOR GENTS	REQUIRED WC FOR LADIES	WASH BASIN FOR LADIES	Drinking Water Fountain
		A (SQM)	F	C	Nos.	Nos.	Nos.	Nos.	Nos.	Nos.	Nos.	Nos.
4	Gross Area	918.54	1.4	656	394	262	3	2	3	6	4	3
	TOTAL PROVIDED ID SCHEME						4	3	3	8	6	0

FOURTH FLOOR (SWIMMING POOL)

NO.	SPACE	AREA	OCCUPANT LOAD- C= A/F (NOS)		MALE POPULATION	FEMALE POPULATION	REQUIRED WC FOR GENTS	WASH BASIN FOR GENTS	URINALS FOR GENTS	REQUIRED WC FOR LADIES	WASH BASIN FOR LADIES	Drinking Water Fountain
		A (SQM)	F	C	Nos.	Nos.	Nos.	Nos.	Nos.	Nos.	Nos.	Nos.
6	Gross Area	804.41	1.4	575	345	230	3	2	3	6	4	3
	TOTAL PROVIDED ID SCHEME						3	2	3	6	4	0

DOOR WINDOWS SCHEDULE-ARCHITECTURAL

S.NO	LEGEND	WIDTH	SILL	HEIGHT	LINTEL	MATERIAL
SCREENS- FRP/GRC/WPC						
38	SC1	2170	0	AS/ELEV.	AS/ELEV.	FRP/GRC/WPC
39	SC2	1625	0	AS/ELEV.	AS/ELEV.	FRP/GRC/WPC
40	SC3	2125	0	AS/ELEV.	AS/ELEV.	FRP/GRC/WPC
41	SC3A	2125	0	AS/ELEV.	AS/ELEV.	FRP/GRC/WPC
42	SC7	2170	0	AS/ELEV.	AS/ELEV.	FRP/GRC/WPC
43	SC6	2170	0	AS/ELEV.	AS/ELEV.	FRP/GRC/WPC
44	SC2A	1625	0	AS/ELEV.	AS/ELEV.	FRP/GRC/WPC
45	SC2B	1625	0	AS/ELEV.	AS/ELEV.	FRP/GRC/WPC
46	SC8	1155	0	AS/ELEV.	BEAM BOTTOM	FRP/GRC/WPC
47	SC9	5250	-80	AS/ELEV.	BEAM BOTTOM	FRP/GRC/WPC
SCREENS- Door						
48	SCD1	~2007	0	2400	2400	FRP/GRC/WPC
LOUVERS- Window						
49	LO1	~2265	0	AS/ELEV.	AS/ELEV.	Aluminium
50	LO2	11900	0	3800	3800	Aluminium
51	LO3	2800	0	3800	3800	Aluminium
52	LO4	800	0	AS/ELEV.	AS/ELEV.	Aluminium
DOORS						
53	D1	1200	0	2400	2400	ENGINEERED/WOOD
54	D2	1000	0	2400	2400	ENGINEERED/WOOD
55	GD2	2000	0	2400	2400	GLASS

This is a "PROVISIONAL BUILDING PLAN" approved only for the purpose of inviting objections from the general public

D.T.P. (HQ) Member B.P.A.C.
S.T.P (HQ) Member Secretary B.P.A.C.
S.T.P (G) Member B.P.A.C.
C.T.P (HQ) Chairman B.P.A.C.

AD
PA
ATP

Consultant Architect

ATP(HQ)

KEY PLAN

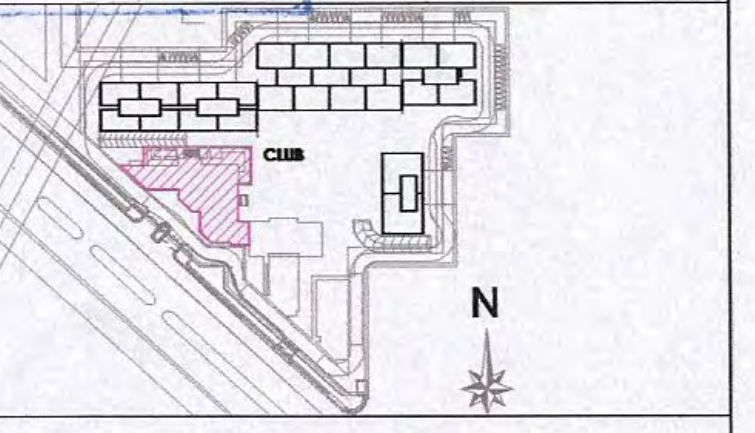

NOTES

Varinder Kumar
AD(HQ)

TO BE READ WITH THIS OFFICE
MEMO NO.:

DATED:

DDT(HQ)
Member
BPAC

Checked and found ok for Public Health (Internal Services) only subject to comments in
in forwarding letter No. ....Dt/..........

Superintending Engineer (HQ)
for Chief Engineer-I
HSVP, Panchkula

30Dec-21

CLIENTS

PURI CONSTRUCTION PVT. LTD.
4-7B, GROUND FLOOR,
TOLSTOY HOUSE
TOLSTOY MARG,
NEW DELHI-110001

STRUCTURES

TPC
Technical Projects Consultants Pvt. Ltd.
B-74 | Sector 57 | Noida 201301 | Uttar Pradesh | India
T: +91-120-4306800 | D: +91-120-4306806 |
M: +91-9910285917
www.tpconsultants.co.in

ARCHITECT'S

Arcop Associates Pvt. Ltd.
Plot- 36B, Sec-32, Gurgaon-122001
Ph.: 26242050, 26242169
Montreal, Toronto, New-Delhi, Boston

PROJECT

Building plan of Phase-B, Under (TOD and TDR) policy area measuring 5.56175 Acres License no 87 of 2012 dated 29-08-2012 (4.268 Acres) & License no 33 of 2013 dated 25-05-2013 (1.29375 Acres) part of 21.01875 Acres License No. 55 of 2010 dated 25-07-2010 (15.457 Acres), License no 87 of 2012 dated 29-08-2012 (4.268 Acres) & License no 33 of 2013 dated 25-05-2013 (1.29375 Acres) in Sector 110A & 111, Gurugram being developed by M/s Puri Construction Pvt. Ltd

ARCHITECT'S SIGNATURE

PANKAJ SANDON
CA/2001/28681

OWNER'S SIGNATURE

For PURI CONSTRUCTION PVT. LTD.
Authorised Signatory

DRAWING TITLE
GROUP HOUSING COLONY
(CLUB)
BASEMENT FLOOR

DRAWING NO.
AR-CL-101