DG-PHASE III_BASEMENT.ctb

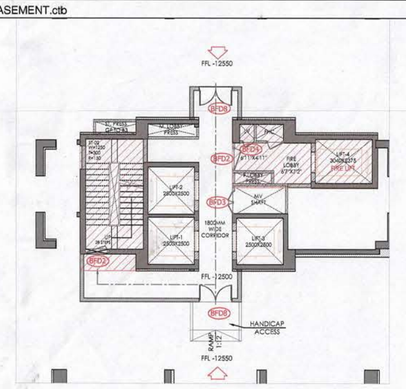

TOWER A1 & A2
SCALE 1:150

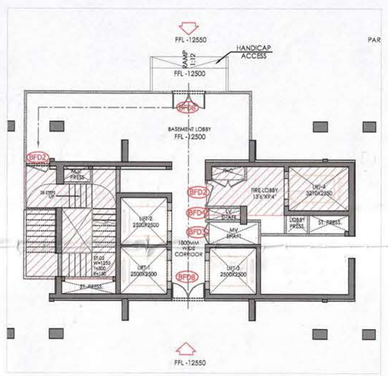

TOWER B1, B2 & B3
SCALE 1:150

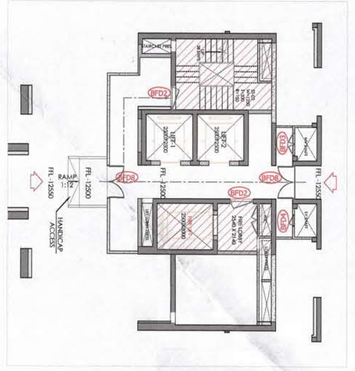

TOWER C
SCALE 1:150

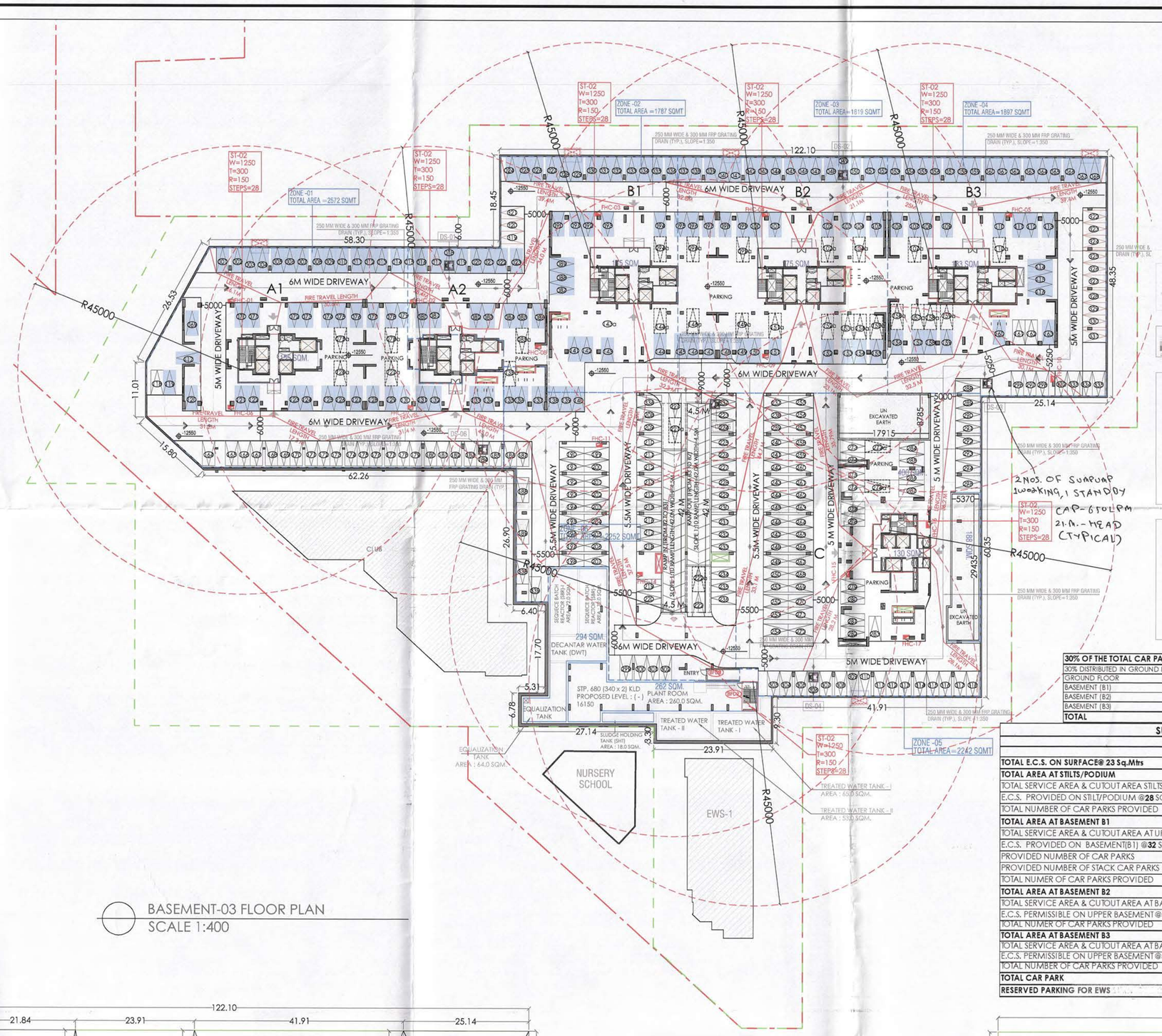

BASEMENT-03 FLOOR PLAN
SCALE 1:400

LEGEND :-

- CAR SINGLE DIRECT
- JOCKEY CAR
- STACK PARKING
- EWS CAR PARK
- ELECTRICAL CAR PARK

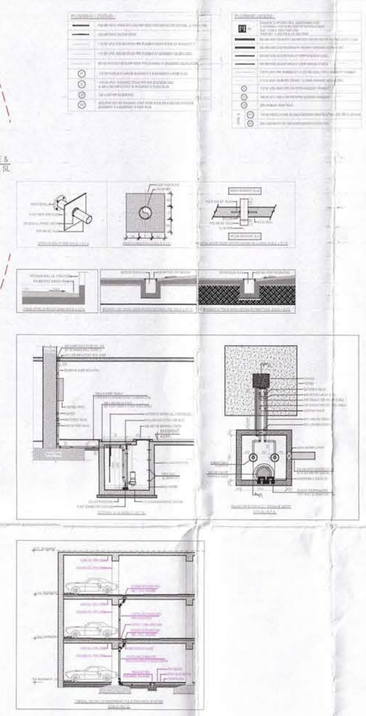

BASEMENT-03 AREA DIAGRAM						
S.NO.	SHAPE	WIDTH	LENGTH	CO.EFFE.	NOS.	AREA (SQ.M)
ADDITIONS						
B1	RECTANGLE	25.140	48.350		1	1215.519
B2	RECTANGLE	41.910	108.700		1	4555.617
B3	RECTANGLE	23.910	118.000		1	2821.380
B4	RECTANGLE	21.840	114.700		1	2505.048
B5	RECTANGLE	9.300	18.450		1	171.585
B6	RECTANGLE	27.720	44.880		1	3039.274
B7	RECTANGLE	6.400	27.200		1	174.080
B8	RECTANGLE	5.300	6.780		1	35.934
B9	RECTANGLE	12.750	11.010		1	140.378
B10	TRIANGLE	23.260	12.750	0.5	1	148.283
B11	TRIANGLE	15.800	7.900	0.5	1	62.410
B12	RECTANGLE	1.050	10.610		1	11.141
					TOTAL ADDITION	14880.647

BASEMENT-03 SERVICE AREA CALCULATION						
S.NO.	SHAPE	WIDTH	LENGTH	CO.EFFE.	NOS.	AREA (SQ.M)
ADDITIONS						
A1	RECTANGLE	5.200	32.800		1	170.560
A2	RECTANGLE	4.990	3.390		1	16.916
A3	RECTANGLE	5.500	5.000		1	27.500
A4	RECTANGLE	18.550	9.420		1	174.741
A5	RECTANGLE	11.600	19.270		1	223.532
A6	RECTANGLE	5.990	9.050		1	62.998
A7	RECTANGLE	8.750	9.740		1	85.225
A8	RECTANGLE	6.270	30.030		1	188.288
A9	RECTANGLE	0.820	7.200		1	5.904
A10	RECTANGLE	5.970	9.750		1	58.208
A11	RECTANGLE	12.430	11.180		1	138.967
A12	RECTANGLE	7.100	8.150		1	57.865
A13	RECTANGLE	12.370	11.180		1	138.297
A14	RECTANGLE	7.100	8.150		1	57.865
A15	RECTANGLE	7.100	11.940		1	84.774
A16	RECTANGLE	15.540	11.180		1	173.737
A17	RECTANGLE	7.100	8.150		1	57.865
A18	RECTANGLE	7.100	11.940		1	84.774
A19	RECTANGLE	23.200	11.130		1	258.216
A20	RECTANGLE	5.470	5.580		1	30.523
A21	RECTANGLE	21.740	11.130		1	241.966
A22	RECTANGLE	5.470	5.580		1	30.523
A23	RECTANGLE	7.730	5.000		1	38.650
A24	RECTANGLE	44.930	9.410		1	422.791
A25	RECTANGLE	6.120	9.600		1	58.752
A26	RECTANGLE	8.180	7.900		1	64.622
A27	RECTANGLE	9.990	0.760		1	7.592
A28	RECTANGLE	7.500	3.620		1	27.150
A29	RECTANGLE	4.980	5.620		1	27.988
A30	RECTANGLE	14.230	2.510		1	35.717
A31	RECTANGLE	10.000	1.600		1	16.000
A32	RECTANGLE	10.000	1.140		1	11.400
A33	RECTANGLE	3.800	14.970		1	56.886
A34	RECTANGLE	4.340	5.000		1	21.700
A35	RECTANGLE	7.240	1.660		1	12.018
A36	RECTANGLE	1.310	1.020		1	1.336
A37	RECTANGLE	1.810	5.580		1	10.100
A38	RECTANGLE	4.600	1.590		1	7.314
A39	RECTANGLE	1.310	1.000		1	1.310
A40	RECTANGLE	12.740	1.660		1	21.148
A41	RECTANGLE	1.310	1.000		1	1.310
A42	RECTANGLE	1.430	5.000		1	7.150
A43	RECTANGLE	5.530	10.270		1	56.739
A44	RECTANGLE	16.030	10.270		1	164.628
A45	RECTANGLE	7.560	4.990		1	37.724
A46	RECTANGLE	1.430	5.000		1	7.150
A47	RECTANGLE	5.330	11.180		1	59.589
A48	RECTANGLE	13.440	1.810		1	24.326
A49	RECTANGLE	4.030	8.330		1	33.570
A50	RECTANGLE	8.450	13.330		1	112.639
A51	RECTANGLE	4.120	8.330		1	34.320
A52	RECTANGLE	14.980	3.170		1	47.487
A53	RECTANGLE	5.330	7.380		1	39.335
A54	RECTANGLE	2.160	10.270		1	21.978
A55	RECTANGLE	5.970	1.990		1	11.880
A56	RECTANGLE	10.400	2.160		1	22.464
A57	RECTANGLE	6.670	6.780		1	45.223
A58	TRIANGLE	8.410	4.210	0.5	1	17.703
A59	TRIANGLE	5.990	2.990	0.5	1	8.955
A60	RECTANGLE	2.660	4.200		1	11.172
A61	RECTANGLE	7.740	4.470		1	34.598
A62	RECTANGLE	1.570	2.170		1	3.407
A63	RECTANGLE	6.880	8.910		1	60.855
A64	RECTANGLE	3.810	4.140		1	15.689
A65	RECTANGLE	4.800	32.800		1	157.440
A66	RECTANGLE	6.100	1.600		1	9.760
A67	TRIANGLE	6.370	12.740	0.5	1	40.537
A68	TRIANGLE	2.910	6.040	0.5	1	8.788
A69	RECTANGLE	1.460	5.300		1	7.738
A70	RECTANGLE	4.140	5.000		1	20.700
					TOTAL BASEMENT-03 SERVICE AREA	4334.603

30% OF THE TOTAL CAR PARKS FOR ELECTRICAL PARKING	439
30% DISTRIBUTED IN GROUND FLOOR, BASEMENT B1, BASEMENT B2 AND BASEMENT B3	
GROUND FLOOR	80
BASEMENT (B1)	80
BASEMENT (B2)	160
BASEMENT (B3)	160
TOTAL	439

SUMMARY - PARKING

	ECS	AREA in Sq.Mt.
	Proposed ECS	
TOTAL E.C.S. ON SURFACE@ 23 Sq.Mtrs	39	897
TOTAL AREA AT STILTS/PODIUM		10719.894
TOTAL SERVICE AREA & CUTOUT AREA STILTS & PODIUM		4400.475
E.C.S. PROVIDED ON STILT/PODIUM @28 SQ.M. NORMAL	226	6319
TOTAL NUMBER OF CAR PARKS PROVIDED	154	No. of Cars
TOTAL AREA AT BASEMENT B1		14943.139
TOTAL SERVICE AREA & CUTOUT AREA AT UPPER BASEMENT (B1)		5089.698
E.C.S. PROVIDED ON BASEMENT(B1) @32 SQ.M. NORMAL	308	9853
PROVIDED NUMBER OF CAR PARKS	98	
PROVIDED NUMBER OF STACK CAR PARKS	450	
TOTAL NUMER OF CAR PARKS PROVIDED	548	No. of Cars
TOTAL AREA AT BASEMENT B2		14943.139
TOTAL SERVICE AREA & CUTOUT AREA AT BASEMENT (B2)		4376.661
E.C.S. PERMISSIBLE ON UPPER BASEMENT @32 SQ.M. NORMAL	330	10556
TOTAL NUMER OF CAR PARKS PROVIDED	346	No. of Cars
TOTAL AREA AT BASEMENT B3		14880.647
TOTAL SERVICE AREA & CUTOUT AREA AT BASEMENT (B3)		4334.603
E.C.S. PERMISSIBLE ON UPPER BASEMENT @32 SQ.M. NORMAL	330	10546
TOTAL NUMBER OF CAR PARKS PROVIDED	339	No. of Cars
TOTAL CAR PARK	1462	
RESERVED PARKING FOR EWS In B2	36	

This is a "PROVISIONAL BUILDING PLAN" approved only for the purpose of inviting objections from the general public

D.T.P. (HQ) Member B.P.A.C. | S.T.P. (HQ) Member B.P.A.C. | S.T.P. (G) Member B.P.A.C. | Member B.P.A.C.

AD | Consultant Architect | ATP | ATP(HQ) | DDT(HQ) Member | Varinder Kumar AD(HQ)

TO BE READ WITH THIS OFFICE MEMO NO.:
DATED :

KEY PLAN

DIPLOMATIC GREENS - PHASE III						
DOOR/WINDOW SCHEDULE (TOWERS)						
S.NO.	DOOR TAGS	WIDTH	LINTEL	CILL	LOCATION	FIRE RATINGS
DOORS						
1	D5	1050	2400	0	Bedroom	
2	D3	900	2400	0	Kitchen/Study/S. Room	
3	D4	800	2400	0	Toilet	
4	D6	750	2400	0	GF -+Toilet	
5	D8	750	2400	0	S. Toilet	
6	D9	1200	2400	0	GF & Terrace-Staircase	
7	GD1	1800	2400	0	GF Lobby entry from stilt	
EXTERNAL DOORS						
8	SD1	2250	2400	0	M. Bedroom	
9	SD2	2150	2400	0	Bedroom 2	
10	SD3	1400	2400	0	Bedroom 1	
11	SD3a	1500	2400	0	Kitchen/Bedroom	
12	SD4	2750	2400	0	Living/Dining	
13	SD5	2590	2400	0	Living/Dining	
14	SD6	1900	2400	0	Study	
15	SD7	4740	2400	0	Living/Dining	
16	D5	750	2400	0	Servant Toilet	
17	D1	900	2400	0	Kitchen/S. Room	
18	DW1	900/2550	2400	0/1200	Kitchen	
19	DW2	900/3910	2400	0/1200	S. Room/Study	
20	DW3	1200/1860	2400	0/1200	Machine Room	
WINDOWS/VENTILATORS/GLAZING						
21	V1	700	2400	1200	Toilet	
22	V2	600	2400	1200	Toilet	
23	W4	1250	2400	1200	Shaft/Lift	
24	W5	600	2200	1200	Staircase	
25	W6	900	2400	1200	M. Bedroom	
26	GL1	2140/1655	2400	0	Study	
27	GL2	1190/1760/1190	5900	0	GF Lobby	
28	GL3	6215	5900	0	GF Lobby	
29	GL4	6215	5900	0	GF Lobby	
30	GL5	1090/1185/2585	2800	0	Podium Lobby	
31	GL6	4680/2000/2000	5900	0	GF Lobby	
32	GL7	7310	5900	0	GF Lobby	
33	GL8	7310	5900	0	GF Lobby	
34	GL9	1055/2810	5900	0	GF Lobby	
35	GL10	1000/1100/410	5150	0	Podium Lobby	
36	GL11	2895/1000/1155	5150	0	Podium Lobby	
37	GL12	5575	9100	0	GF Lobby	
38	GL13	1450/1985/3840	3300	0	GF Lobby	
39	GL14	1440	9100	0	GF Lobby	
40	GL15	2800	9100	0	GF Lobby	
41	GL16	1500	9100	0	Podium Lobby	
42	GL17	2600	9100	0	Podium Lobby	
43	GL18	6190	9100	0	Podium Lobby	
44	GL19	5345	3300	0	GF Lobby	
45	GL20	1590	3300	0	GF Lobby	
46	GL21	3440/1420	2400	0	Study/S.Room	
47	GL22	3885/1910	2400	0	Study/S.Room	
48	GL23	1090/1365/2365	2550	0	GF Lobby	
49	GL24	3240	3300	0	GF Lobby	
50	GL25	1755/9485/1735	5150	0	Podium Lobby	
51	GL26	1725/5975	5900	0	GF Lobby	
52	GL27	900	9100	0	GF Lobby	
53	GL28	1800	9100	0	GF Lobby	
FIRE DOORS						
54	FD1	1250	2400	0	Entrance Door	2Hrs
55	FD2	1250	2400	0	Staircase/Fire Lobby	2Hrs
56	FD3	1200	2400	100	LMV Shaft	2Hrs
57	FD4	600	2400	100	LV Shaft	2Hrs
58	FD5	900	2400	0	Servant Room	2Hrs
59	FD6	900	2400	100	LMV Shaft	2Hrs
60	FD7	1250	2400	0	Terrace-Electrical	2Hrs
61	FD8	1250	2300	0	Staircase/Fire Lobby	2Hrs
62	FD9	1200	2400	0	Fire Control	2Hrs
63	FV1	700	2400	1200	Toilet	
64	FHD1	900	2400	100	RHC Shaft	
65	FHD2	1750	2400	100	RHC Shaft	
BASEMENT FIRE DOORS						
66	BFD2	1250	2400	0	Staircase/Fire Lobby	2Hrs
67	BFD3	1200	2400	100	MV Shaft	2Hrs
68	BFD4	600	2400	100	LV Shaft	2Hrs
69	BFD5	900	2400	100	MV Shaft	2Hrs
70	BFD6	1800	2400	0	Basement Lobby	2Hrs
71	BFHD1	900	2400	100	RHC Shaft	
72	BFHD2	1750	2400	100	RHC Shaft	
73	BFD7	2000	2700	0	DG Room	4Hrs
74	DG1	3000	3000	0	DG Room	

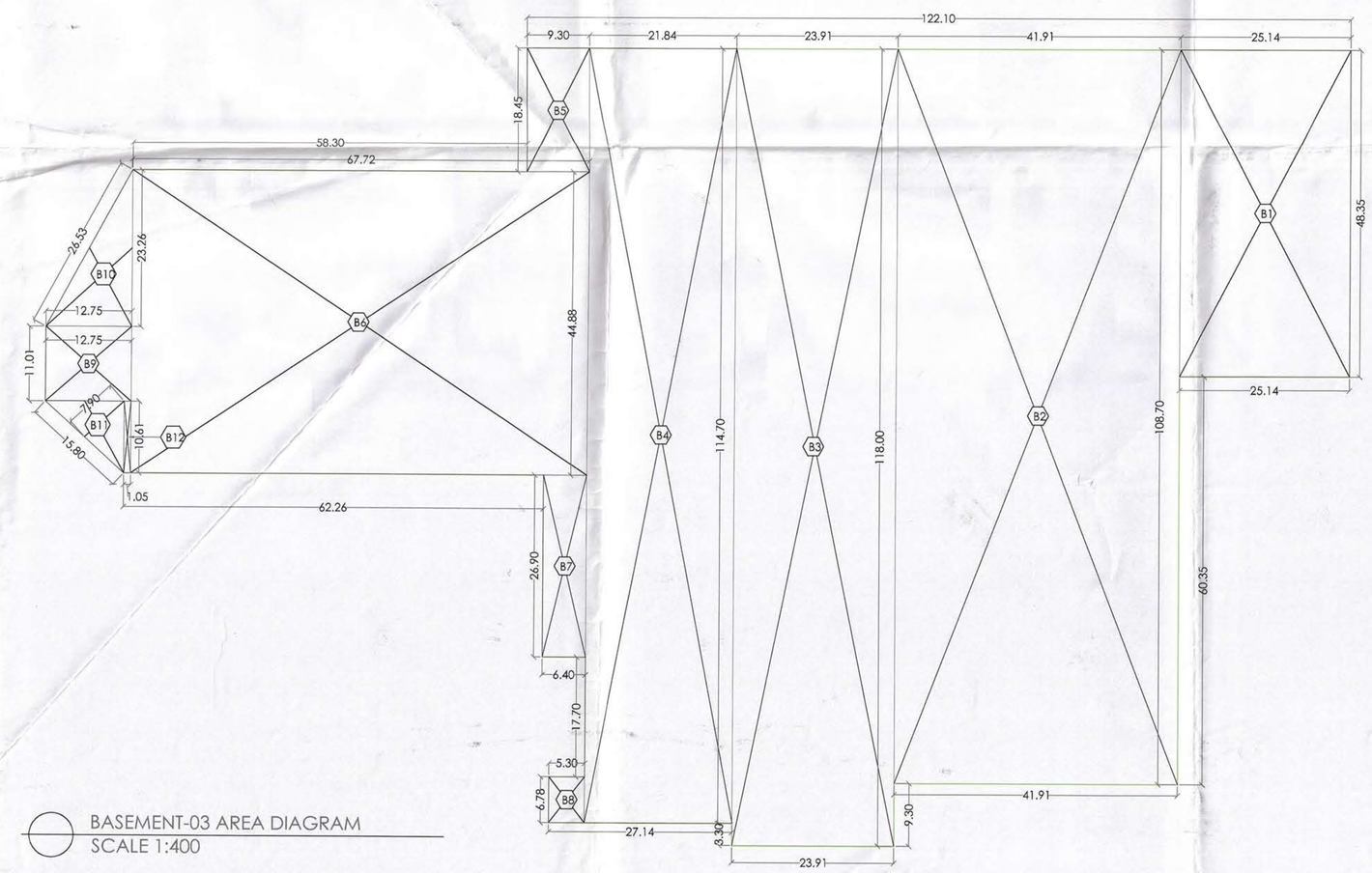

BASEMENT-03 AREA DIAGRAM
SCALE 1:400

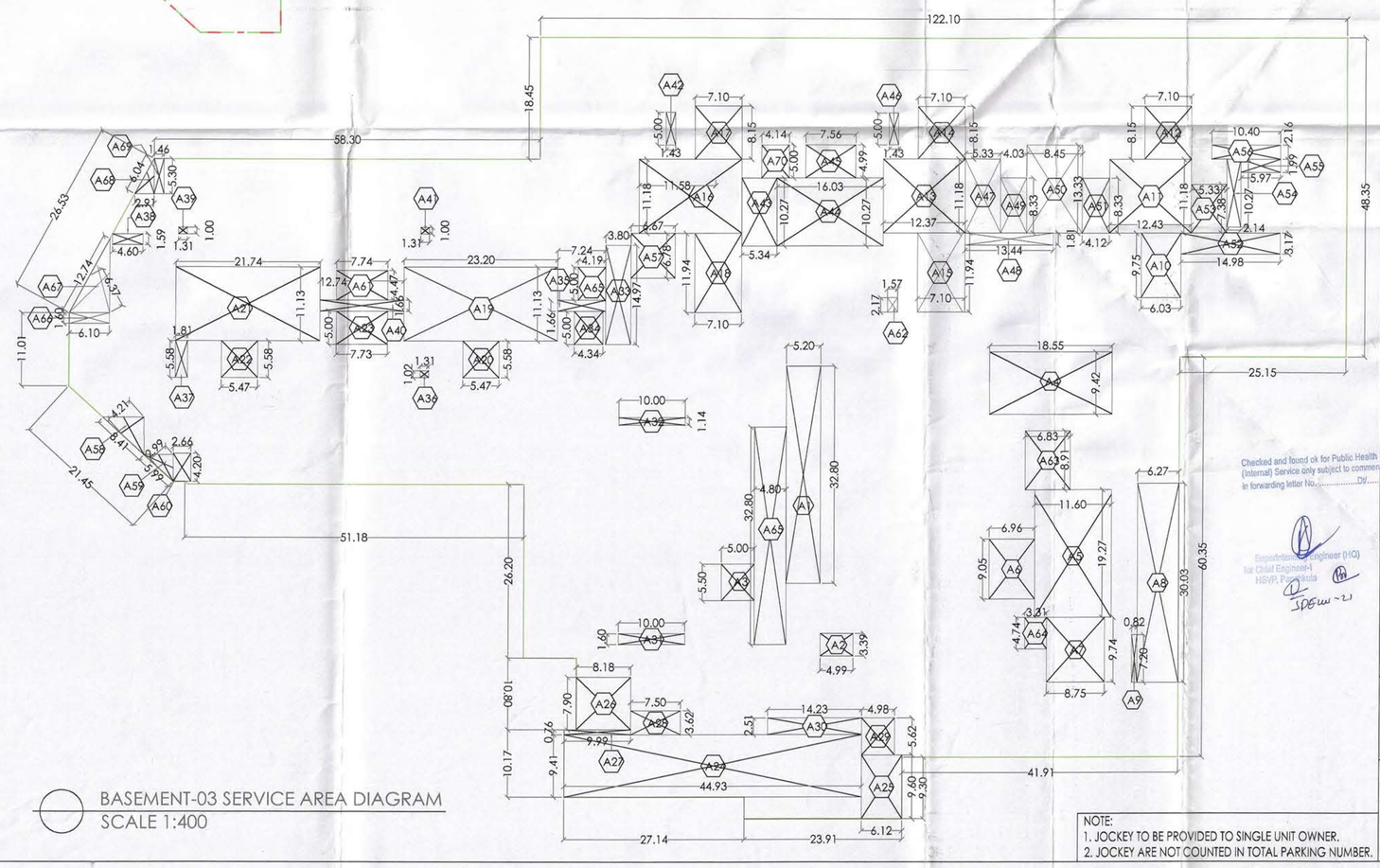

BASEMENT-03 SERVICE AREA DIAGRAM
SCALE 1:400

NOTE:
1. JOCKEY TO BE PROVIDED TO SINGLE UNIT OWNER.
2. JOCKEY ARE NOT COUNTED IN TOTAL PARKING NUMBER.

Checked and found ok for Public Health (Internal) Service only subject to comments in forwarding letter No. ..... Dt. .....
Superintending Engineer (HQ) for Chief Engineer, HSVP, Panchkula

CLIENTS
PURI
PURI CONSTRUCTION PVT. LTD.
4-7B, GROUND FLOOR,
TOLSTOY HOUSE,
TOLSTOY MARG,
NEW DELHI-110001

STRUCTURES
TPC
Technical Projects Consultants Pvt. Ltd.
B-74 | Sector 57 | Noida 201301 | Uttar Pradesh | India
T: +91-120-4306800 | D: +91-120-4306806 |
M: +91-9910285917
www.tpconsultants.co.in

ARCHITECT'S
Arcop Associates Pvt. Ltd.
Plot- 36B, Sec-32, Gurgaon-122001
Ph.: 26242050, 26242169
Montreal, Toronto, New-Delhi, Boston

PROJECT
Building plan of Phase-B. Under (TOD and TDR) policy area measuring 5.56175 Acres License no 87 of 2012 dated 29-08-2012 (4.268 Acres) & License no 33 of 2013 dated 25-05-2013 (1.29375 Acres) part of 21.01875 Acres License No. 55 of 2010 dated 25-07-2010 (15.457 Acres), License no 87 of 2012 dated 29-08-2012 (4.268 Acres) & License no 33 of 2013 dated 25-05-2013 (1.29375 Acres) in Sector-110A & 111, Gurugram being developed by M/s Puri Construction Pvt. Ltd

ARCHITECT'S SIGNATURE
Council of Architecture Registration No. CA/2001/26869

OWNER'S SIGNATURE
For PURI CONSTRUCTION PVT. LTD.
Authorised Signatory

DRAWING TITLE	DRAWING NO.
GROUP HOUSING COLONY BASEMENT (B3) FLOOR PLAN & AREA DIAGRAM	AR-BP-103

A0 (1189X841)