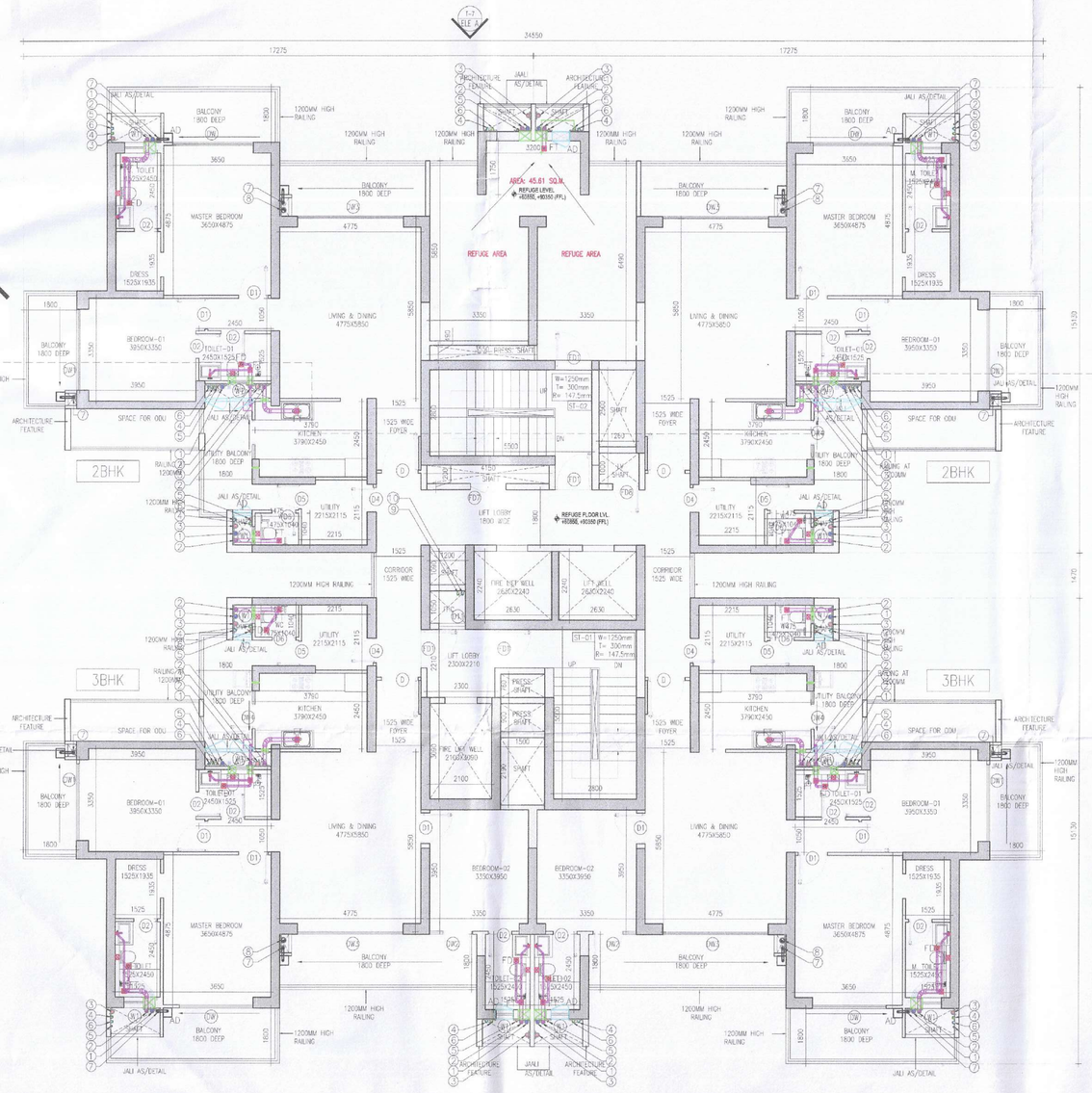

1 TOWER 7- REFUGE FLOOR PLAN (L/Vl. +60850 & +90350)
1:100 (20TH & 30TH)

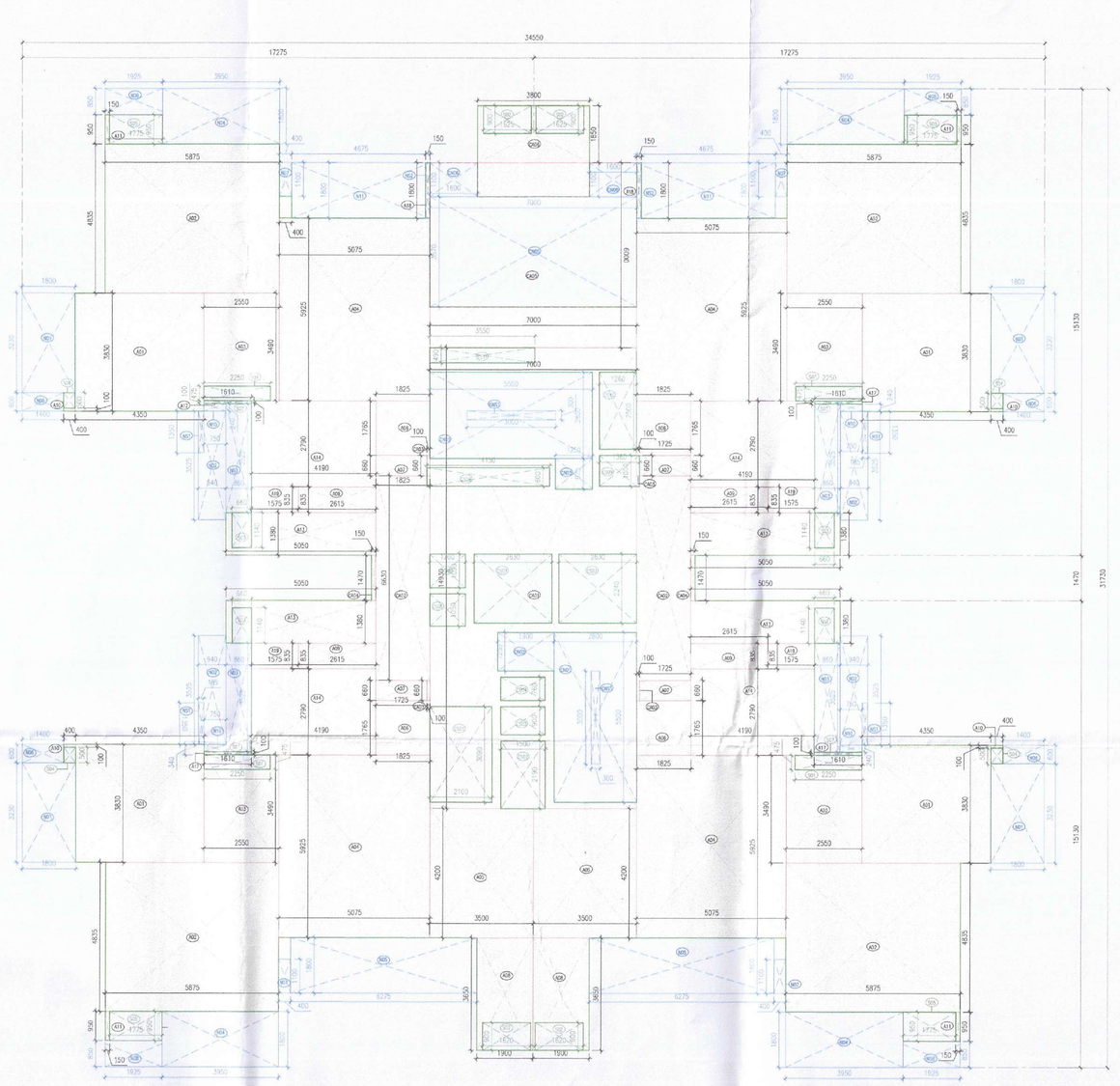

2 TOWER 7 - REFUGE FLOOR AREA DIAGRAM
1:100 (20TH & 30TH)

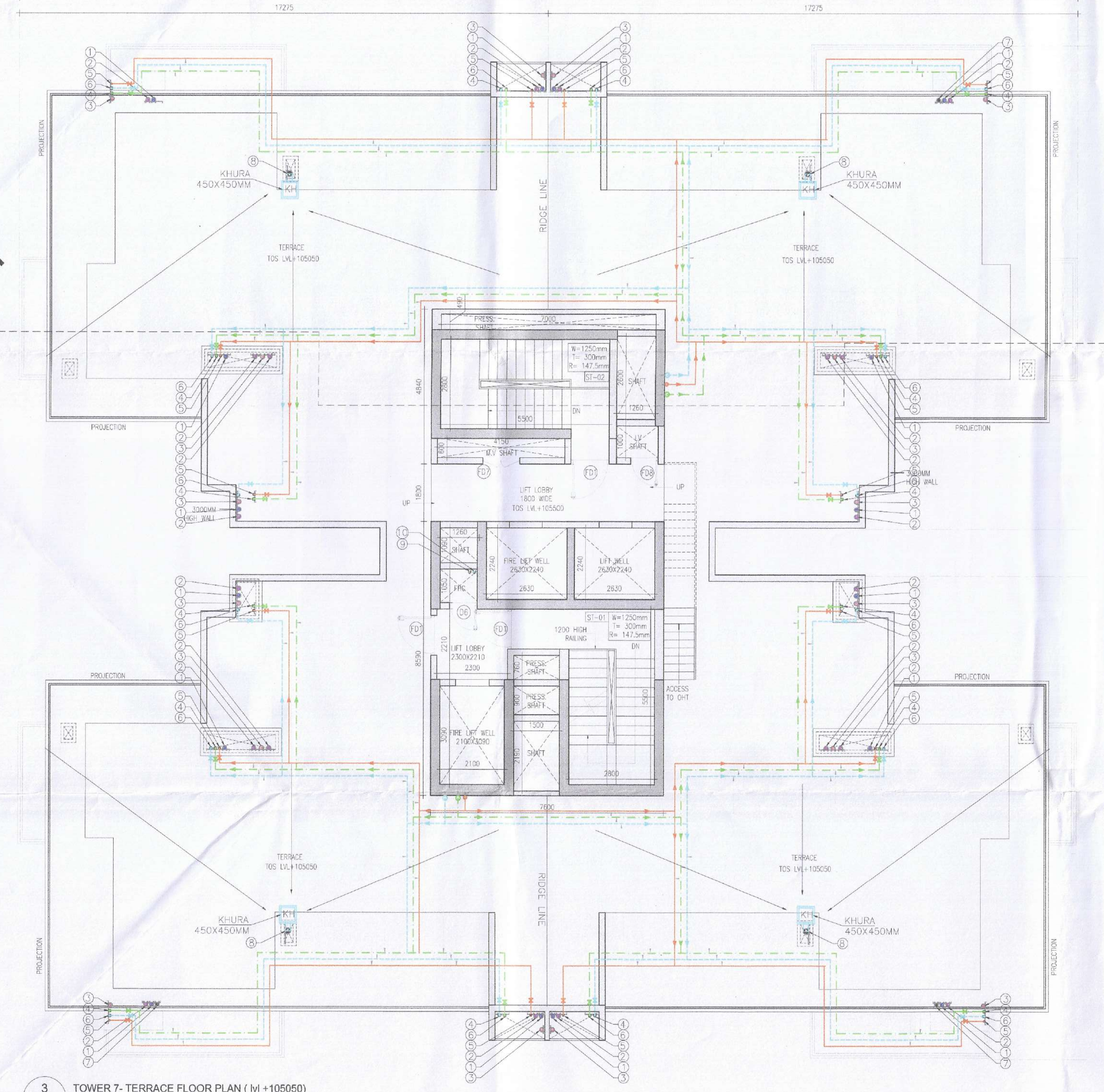

3 TOWER 7- TERRACE FLOOR PLAN (M +105050)
1:100

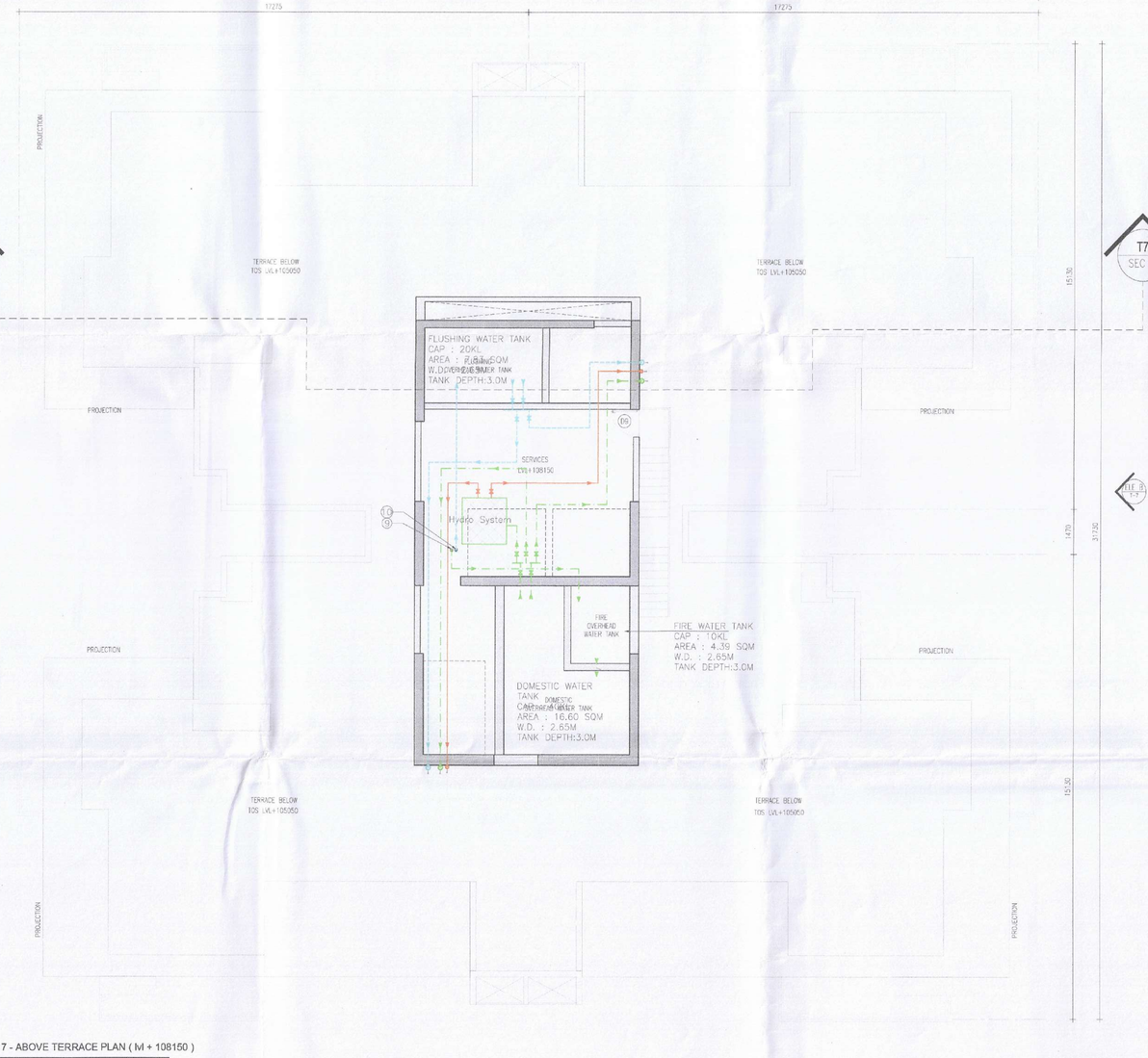

4 TOWER 7 - ABOVE TERRACE PLAN (M + 108150)
1:100

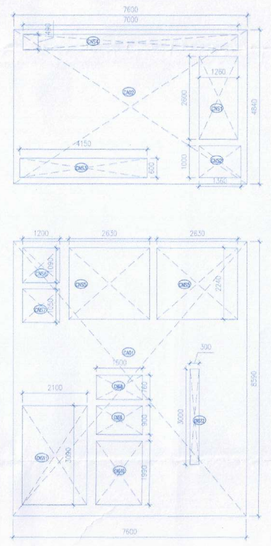

5 TOWER 7- TERRACE AREA DIAGRAM
1:100



6 TOWER 7- OHT AREA DIAGRAM
1:100

Residential Tower Schedule

DOORS & WINDOW SCHEDULE

ROUGH OPENINGS (MASONRY)

DOORS

Tags	Width	Height	Lintel	Sill	
D	1250	2250	2250	0	1 HR FIRE RATED DOOR
D1	1250	2250	2250	0	
D2	1250	2250	2250	0	
D3	1250	2250	2250	0	
D4	1250	2250	2250	0	
D5	1000	2250	2250	0	
D6	900	2150	2250	100	
D7	900	2250	2250	0	
D8	900	2250	2250	0	
D9	800	2250	2250	0	
D10	800	2250	2250	0	
D11	800	2250	2250	0	
D12	800	2250	2250	0	
D13	800	2250	2250	0	
D14	800	2250	2250	0	
D15	800	2250	2250	0	1 HR FIRE RATED DOOR
D16	800	2250	2250	0	
D21	1200	2250	2250	0	
GD1	1250	2250	2250	0	

FIRE DOORS

ROUGH OPENINGS (MASONRY)

Tags	Width	Height	Lintel	Sill
FD1	1250	2250	2250	0
FD2	1200	2250	2250	0
FD3	1500	2250	2250	0
FD4	2000	2250	2250	0
FD5	1000	2250	2250	0
FD6	900	2150	2250	100
FD7	1200	1950	2250	300
FD7A	1100	1950	2250	300
FD8	900	1950	2250	300
RS1	3500	3000	2250	0

DOOR WINDOW

ROUGH OPENINGS (MASONRY)

Tags	Width(D+W)	Height	Lintel	Sill
DW1	900+750	2250/2150	2250	0/100
DW2	900+550	2250/2150	2250	0/100
DW3	900+450	2250/2150	2250	0/100
DW4	900+425	2250/1000	2250	0/1250
DW5	800+300	2250/1000	2250	0/1250

WINDOW

ROUGH OPENINGS (MASONRY)

W1	2400	1000	2250	1200
W2	1800	1050	2250	1200
W3	1225	2150	2250	100
W4	800	1050	2250	1200
W5	600	1000	2250	1250
W6	600	1000	2250	1250
W7	600	1000	2250	1250
W8	450	1000	2250	1250

SLIDING DOOR

SD1	2500	2250	2250	0
SD2	2491	2250	2250	0
SD3	2250	2250	2250	0
SD4	1800	2250	2250	0

TOWER - 7

ROUGH FLOOR FAR AREA

Addition

Description	Length (mm)	Breadth (mm)	Area (sqm)	No. of repetitions	Total Area (sqm)
Area of rectangle - A01	4100	2650	10.86	4	43.44
Area of rectangle - A02	5470	4686	25.63	4	102.52
Area of rectangle - A03	2250	5490	8.96	4	35.84
Area of rectangle - A04	5070	5920	30.00	4	120.01
Area of rectangle - A05	3900	4200	14.70	2	29.40
Area of rectangle - A06	3050	3400	3.47	4	13.88
Area of rectangle - A07	3050	3400	3.47	4	13.88
Area of rectangle - A08	3900	3050	6.04	2	12.07
Area of rectangle - A09	2650	850	1.18	4	4.50
Area of rectangle - A10	400	300	0.08	4	0.30
Area of rectangle - A11	950	300	0.14	4	0.57
Area of rectangle - A12	3050	1380	4.47	4	17.88
Area of rectangle - A13	4390	2790	11.98	4	46.78
Area of rectangle - A14	3150	380	0.12	4	0.48
Area of rectangle - A15	1750	850	1.49	4	5.96
Area of rectangle - A16	1750	850	1.49	4	5.96
Area of rectangle - CA01	3050	14850	104.12	4	104.12
Area of rectangle - CA02	2650	8300	22.10	2	44.20
Area of rectangle - CA03	100	600	0.07	4	0.30
Area of rectangle - CA04	100	1450	0.22	4	0.90
Total of all Additions 'A'					**616.08**

Deduction

Description	Length (mm)	Breadth (mm)	Area (sqm)	No. of figures	Total Area (sqm)
Area of rectangle - D01	450	450	0.20	4	0.81
Area of rectangle - D02	900	900	0.81	2	1.62
Area of rectangle - D03	1250	2250	2.81	4	11.25
Area of rectangle - D04	1250	2250	2.81	4	11.25
Area of rectangle - D05	1000	2250	2.25	1	2.25
Area of rectangle - D06	900	2150	1.94	1	1.94
Area of rectangle - D07	900	2250	2.02	1	2.02
Area of rectangle - D08	900	2250	2.02	1	2.02
Area of rectangle - D09	800	2250	1.80	1	1.80
Area of rectangle - D10	800	2250	1.80	1	1.80
Area of rectangle - D11	800	2250	1.80	1	1.80
Area of rectangle - D12	800	2250	1.80	1	1.80
Area of rectangle - D13	800	2250	1.80	1	1.80
Area of rectangle - D14	800	2250	1.80	1	1.80
Area of rectangle - D15	800	2250	1.80	1	1.80
Area of rectangle - D16	800	2250	1.80	1	1.80
Area of rectangle - D21	1200	2250	2.70	1	2.70
Area of rectangle - GD1	1250	2250	2.81	1	2.81
Area of rectangle - FD1	1250	2250	2.81	1	2.81
Area of rectangle - FD2	1200	2250	2.70	1	2.70
Area of rectangle - FD3	1500	2250	3.38	1	3.38
Area of rectangle - FD4	2000	2250	4.50	1	4.50
Area of rectangle - FD5	1000	2250	2.25	1	2.25
Area of rectangle - FD6	900	2150	1.94	1	1.94
Area of rectangle - FD7	1200	1950	2.34	1	2.34
Area of rectangle - FD7A	1100	1950	2.14	1	2.14
Area of rectangle - FD8	900	1950	1.76	1	1.76
Area of rectangle - RS1	3500	3000	10.50	1	10.50
Area of rectangle - DW1	900	2250	2.02	1	2.02
Area of rectangle - DW2	900	2250	2.02	1	2.02
Area of rectangle - DW3	900	2250	2.02	1	2.02
Area of rectangle - DW4	900	2250	2.02	1	2.02
Area of rectangle - DW5	800	2250	1.80	1	1.80
Area of rectangle - W1	2400	1000	2.40	1	2.40
Area of rectangle - W2	1800	1050	1.89	1	1.89
Area of rectangle - W3	1225	2150	2.63	1	2.63
Area of rectangle - W4	800	1050	0.84	1	0.84
Area of rectangle - W5	600	1000	0.60	1	0.60
Area of rectangle - W6	600	1000	0.60	1	0.60
Area of rectangle - W7	600	1000	0.60	1	0.60
Area of rectangle - W8	450	1000	0.45	1	0.45
Area of rectangle - SD1	2500	2250	5.63	1	5.63
Area of rectangle - SD2	2491	2250	5.60	1	5.60
Area of rectangle - SD3	2250	2250	5.06	1	5.06
Area of rectangle - SD4	1800	2250	4.05	1	4.05
Total of all Deductions 'B'					**89.57**
NET FAR AREA= A-B					**526.51**
TOTAL FAR (INCLUDING ADDITIONAL REFUGE FAR)					**546.592**

TOWER 7

REFUGE FAR AREA

Addition

Description	Length (mm)	Breadth (mm)	Area (sqm)	No. of repetitions	Total Area (sqm)
Area of rectangle - CA05	4900	6000	42.000	1	42.00
Area of rectangle - CA06	3000	2800	7.000	1	7.00
Total of all Additions 'A'					**49.00**

Deduction

Description	Length (mm)	Breadth (mm)	Area (sqm)	No. of figures	Total Area (sqm)
Area of rectangle - D01	1750	850	1.49	1	1.49
Total of all Deductions 'B'					**1.49**
NET REFUGE AREA PROVIDED					**46.43**
REFUGE AREA REQUIRED					**28.100**
NET REFUGE FAR AREA					**18.330**

TOWER - 7

TERRACE FLOOR NON FAR AREA

Addition

Description	Length (mm)	Breadth (mm)	Area (sqm)	No. of figures	Total Area (sqm)
Area of rectangle - CA05	7000	8000	56.00	1	56.00
Area of rectangle - CA07	7000	4500	31.50	1	31.50
Total of all Additions 'A'					**103.00**

Deduction

Description	Length (mm)	Breadth (mm)	Area (sqm)	No. of figures	Total Area (sqm)
Area of rectangle - CN01	1200	2000	1.20	1	1.20
Area of rectangle - CN02	1860	1000	1.86	1	1.86
Area of rectangle - CN03	4150	600	2.49	1	2.49
Area of rectangle - CN04	7000	499	3.49	1	3.49
Area of rectangle - CN05	2600	2240	5.82	1	5.82
Area of rectangle - CN06	1200	1300	1.56	1	1.56
Area of rectangle - CN07	1200	1050	1.26	1	1.26
Area of rectangle - CN08	1200	900	1.08	1	1.08
Area of rectangle - CN09	1200	900	1.08	1	1.08
Area of rectangle - CN10	1200	1300	1.56	1	1.56
Area of rectangle - CN11	1000	1000	1.00	1	1.00
Area of rectangle - CN12	800	3000	2.40	1	2.40
Total of all Deductions 'B'					**37.75**
NET NON FAR AREA= A-B					**64.30**

ABOVE TERRACE FLOOR NON FAR AREA

Addition

Description	Length (mm)	Breadth (mm)	Area (sqm)	No. of figures	Total Area (sqm)
Area of rectangle - CA01	7000	11250	115.75	1	115.750
Total of all Additions 'A'					**115.750**
NET NON FAR AREA= A-B					**115.750**

TOWER 7

REFUGE AREA CALCULATION AS/ NBC 2016 ANNEX 5.1.4

FAR FOR 2 CONSECUTIVE FLOORS	133.55 SQM
OCCUPANT LOAD @ 12.5 SQM/ PERSON	90.68
0.3 SqM Refuge Area To be Provided per occupant load & 0.9 sqm additional for accomodating wheelchair requirement.	
REFUGE AREA REQUIRED	28.1 SQM
REFUGE AREA PROVIDED	46.43 SQM
REFUGE AREA IN NON-FAR	28.1 SQM
REFUGE AREA IN FAR	18.33 SQM

FAR

REFUGE TERRACE

PLUMBING LEGEND:-

S.NO.	DESCRIPTION	SYMBOL
1.	110 OD VERTICAL SOIL PIPE	①
2.	110 OD VERTICAL WASTE PIPE	②
3.	110 OD ANTISYPHONIC PIPE	③
4.	DOMESTIC WATER SUPPLY DOWN TAKE PIPE	④
5.	DOMESTIC WATER SUPPLY PIPE (BOOSTED)	⑤
6.	FLUSHING WATER SUPPLY DOWN TAKE PIPE	⑥
7.	90 OD BALCONY DRAIN PIPE	Ⓟ
8.	140 OD RAIN WATER PIPE	Ⓡ
9.	DOMESTIC WATER SUPPLY RISER PIPE	Ⓢ
10.	FLUSHING WATER SUPPLY RISER PIPE	(10)
11.	FLOOR TRAP	FT
12.	FLOOR DRAIN	FD
11.	ACCESS DOOR	AD
12.	KHURRA FOR BALCONY DRAIN	

SCHEDULE OF FLOOR CUTOUTS

S.NO	DESCRIPTION	SIZE OF CUTOUT
1.	CUTOUT FOR WATER CLOSET OUTLET PIPE	150X150mm
2.	CUTOUT FOR FLOOR TRAP OUTLET PIPE	150X150mm
3.	CUTOUT FOR FLOOR DRAIN OUTLET PIPE	150X150mm
4.	CUTOUT FOR WASH BASIN DRAIN PIPE	75X75mm

PIPE SCHEDULE

DESCRIPTION	SIZE
P-TR DIA FROM FT TO VERTICAL STACK	110 OD uPVC
P-TR DIA FROM WC TO VERTICAL STACK	110 OD uPVC
PIPE DIA FROM FD TO FT	63 OD uPVC
PIPE DIA FROM WB TO FT	40 OD uPVC
PIPE DIA FROM KITCHEN SINK TO FT	50 OD uPVC

SANCTIONED
TO BE READ WITH THIS OFFICE
MEMO NO.:
DATED :

Checked and found ok for Public Health (Internal) Service only subject to comments as in forwarding letter No. 2043 39 Dt. 5/11/23

Superintending Engineer (HQ)
for Chief Engineer-I
HSVP, Panchkula

SUBMISSION DRAWINGS

FOR APPROVAL AND STAMPING

DTP (HQ) | DTP (HQ) Town Planner B.P.A.C. | DTP (HQ) Town Planner B.P.A.C. | DTP (HQ) B.P.A.C. | Director B.P.A.C.

Consultant Architect | DTP (HQ) | (Director Planning) PA(HQ)

NOTES:

1. All fixture provided in toilets are as per N.B.C.
2. Basement will be mechanically ventilated.
3. All spaces (parking basement, services basement etc.) Will be artificially lit.
4. Standby generating capacity will be provided for the electrical requirement of the total scheme. This therefore includes standby generation for all common services, fire services, lifts etc. And also the entire electrical load for the ventilation.
5. Fire safety measures as per NBC includes smoke detector, heat detector, sprinkler spacing in compliance with code.
6. All eternal walls are 200mm and all internal walls are 100mm thick. (Valid for all drawings)

ARCHITECT

MORPHOGENESIS
41, Industrial Estate, Okhla Phase - III,
New Delhi 110020
TEL: 91 11 41626070
E Mail: studio@morphogenesis.org

CONSULTING STRUCTURAL ENGINEER

WHITBY WOOD
WHITBY WOOD PRITAMSADAN
Plot No. 4, Community Centre, Sidi Vihar Road, Tower, Andheri (East), Mumbai - 400072, India
T +91 9820 186874
mail@whitbywood@whitbywood.com

CONSULTING MEP

PROION
Proion Consultants Private Limited
Address : 82, Sukhdev Vihar, New Delhi - 110025
Telephone : 011-41532 4420
E-Mail : info@proion.net
Web : www.proion.net

CONSULTING LANDSCAPE ARCHITECT

MORPHOGENESIS
41, Industrial Estate, Okhla Phase - III,
New Delhi 110020
TEL: 91 11 41626070
E Mail: studio@morphogenesis.org

KEY PLAN

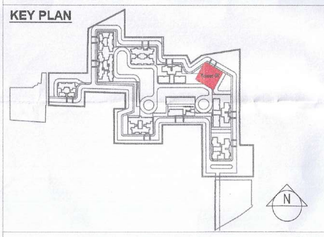

PROJECT

Proposed building plan for Mixed Land Use Colony (95% Residential and 5% Commercial) under TOD policy over an area measuring 14.20625 acres in the revenue estate of village Hayatpur Sector-89, Gurugram being developed by Godrej Properties Ltd.
(Lic No151 of 2023 Dated 20-07-2023)

DEVELOPER

Godrej Properties Ltd.
Unit No. 02, 4th Floor, Godrej One, Pirojshanagar, Vikhroli East, Mumbai - 400 079.

PROPERTIES

DEVELOPER'S SIGNATURE :

For Godrej Properties Ltd.
Authorised Signatory

AUTHORIZED SIGNATORY

ARCHITECT'S SIGNATURE :

KIRAN YADAV
CA/2010/49182

DRAWING NAME

TOWER 7

REFUGE FLOOR PLAN (20th & 30th), TERRACE FLOOR AND ABOVE TERRACE PLAN
REFUGE FLOOR, TERRACE AND ABOVE TERRACE AREA DIAGRAM

DRAWING NO.

S-47

SCALE	1:100
DATE	09.10.2023