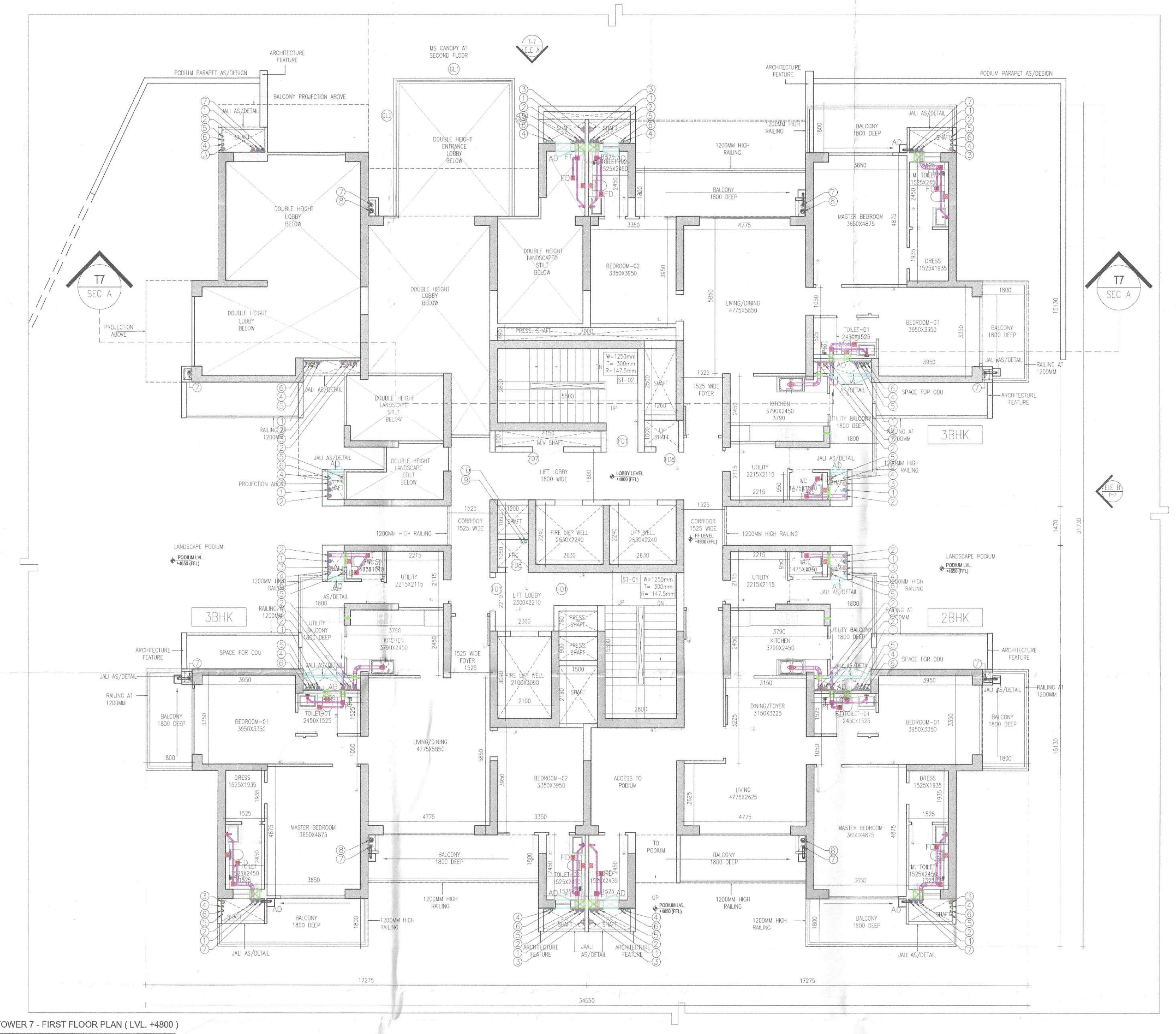

3 TOWER 7 - FIRST FLOOR PLAN (LVL. +4800)
1:100

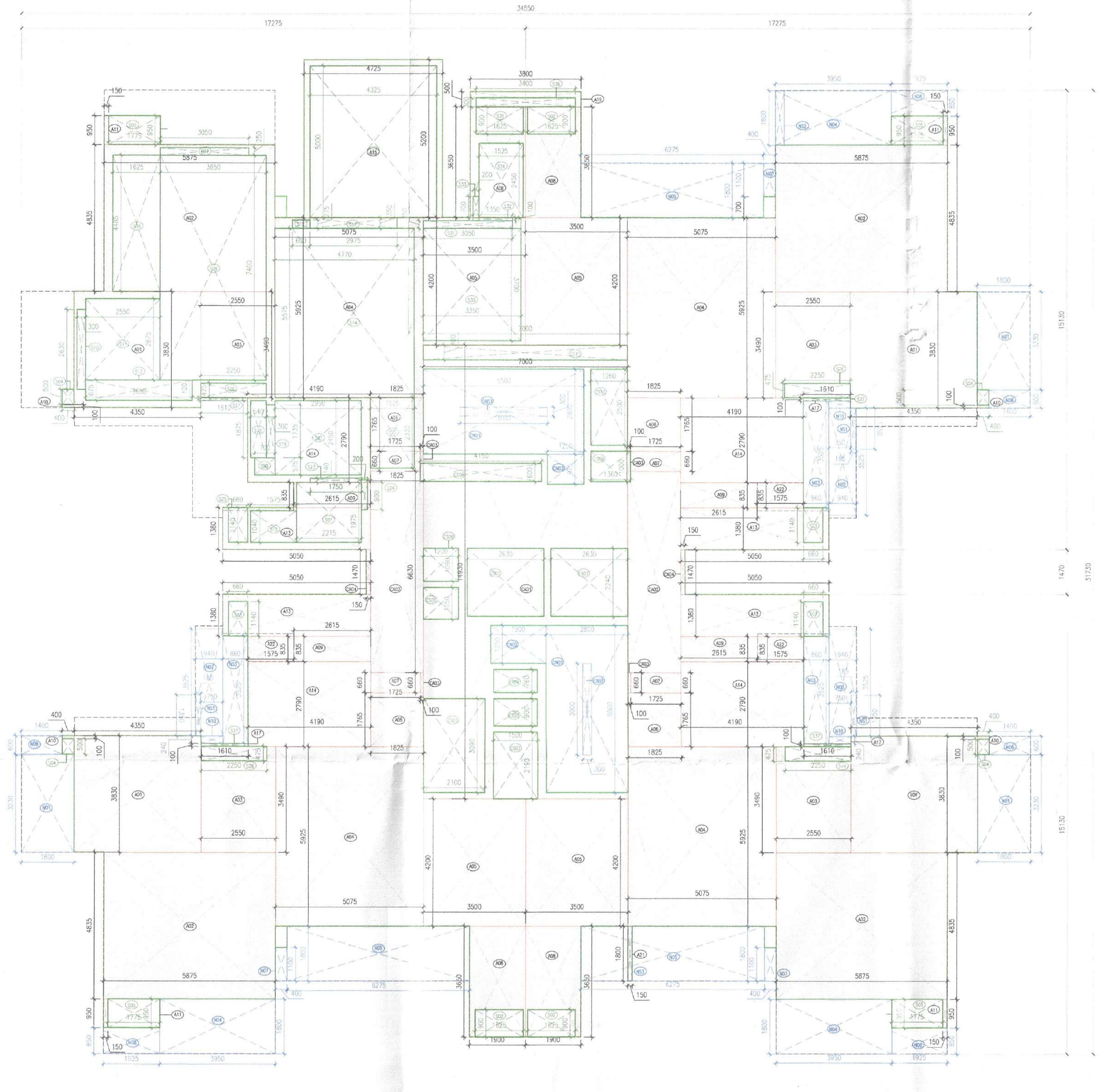

4 TOWER 7 - FIRST FLOOR PLAN AREA DIAGRAM
1:100

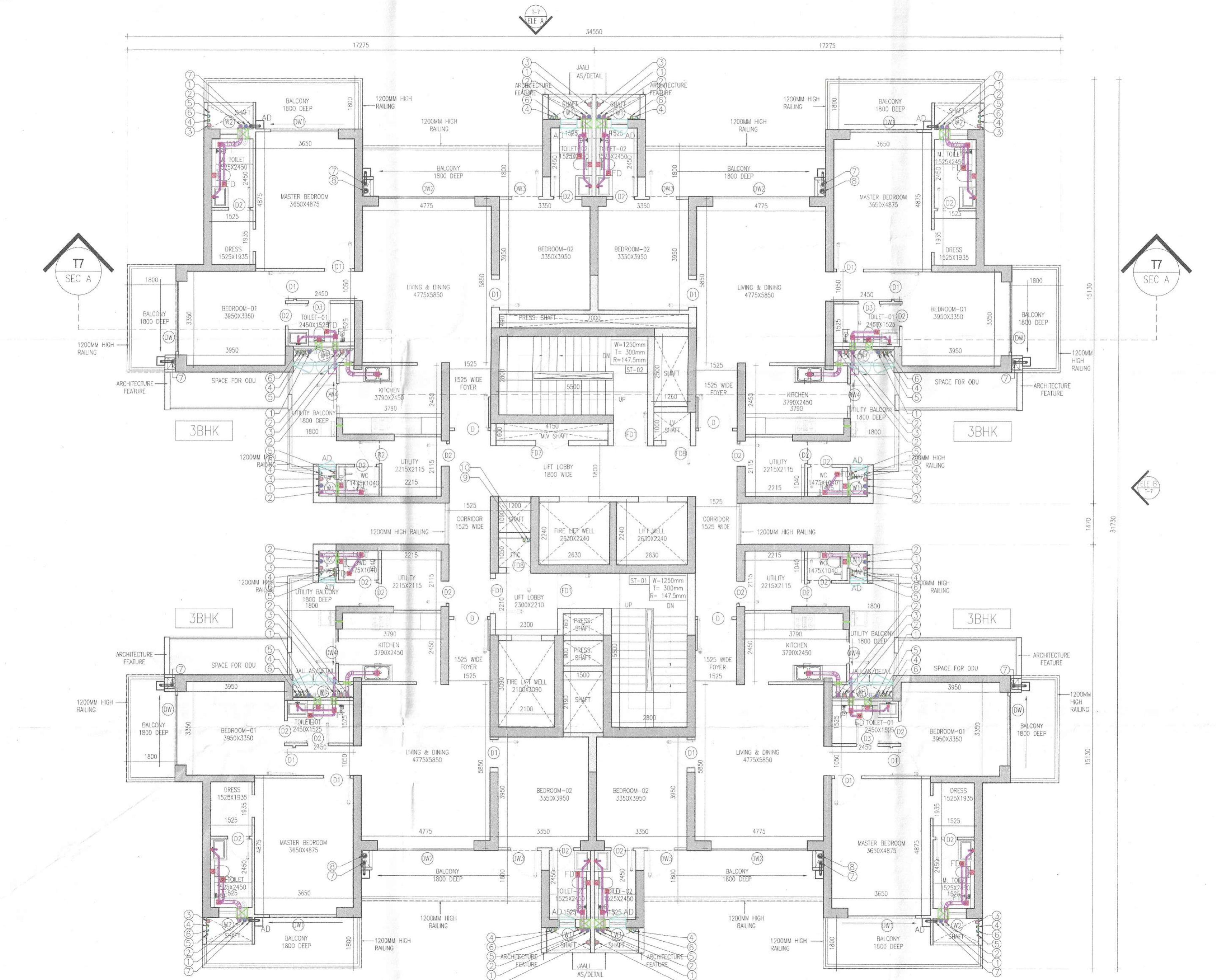

1 TOWER 7 - TYPICAL FLOOR PLAN
1:100 (2nd-19th, 21st-29th & 31st-34th)

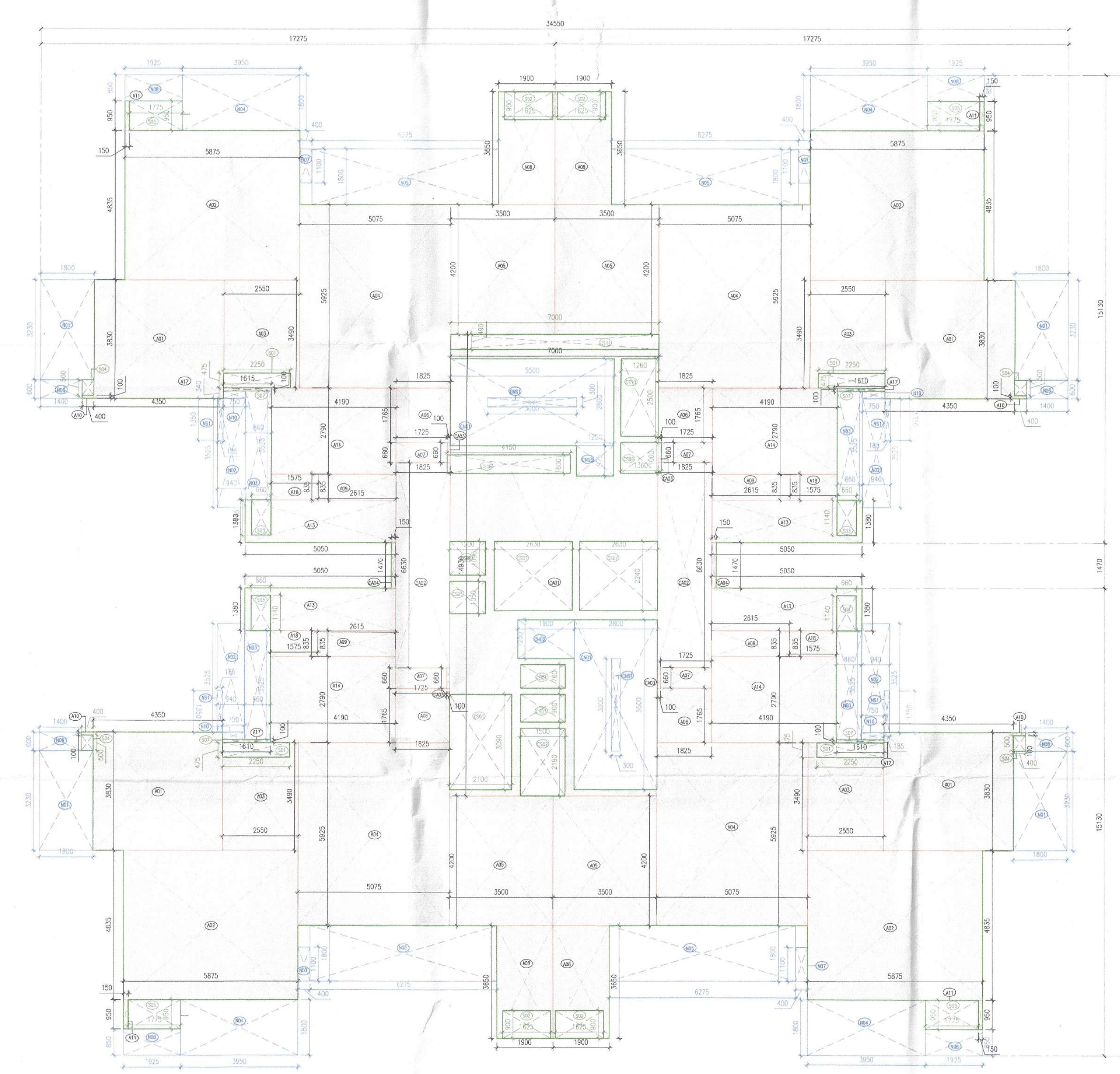

2 TOWER 7 - TYPICAL FLOOR PLAN AREA DIAGRAM
1:100

TOWER - 7 — FIRST FLOOR FAR AREA

Additions

Description	Length (mm)	Breadth (mm)	Area (sqm)	No. of repetitions	Total Area (sqm)
Area of rectangle A01	4350	3830	16.66	4	66.642
Area of rectangle A02	5875	4835	28.41	4	113.623
Area of rectangle A03	2550	3490	8.90	4	35.598
Area of rectangle A04	5075	5925	30.07	4	120.278
Area of rectangle A05	3500	4200	14.70	4	58.800
Area of rectangle A06	1825	1765	3.22	4	12.885
Area of rectangle A07	1725	660	1.14	4	4.554
Area of rectangle A08	1900	3650	6.94	4	27.740
Area of rectangle A09	2615	835	2.18	4	8.734
Area of rectangle A10	400	100	0.04	4	0.160
Area of rectangle A11	950	150	0.14	4	0.570
Area of rectangle A13	5050	1380	6.97	4	27.876
Area of rectangle A14	4190	2790	11.69	4	46.760
Area of rectangle A15	4725	5200	24.57	1	24.570
Area of rectangle A17	1610	100	0.16	3	0.483
Area of rectangle A19	3800	500	1.90	1	1.900
Area of rectangle A21	150	1800	0.27	1	0.270
Area of rectangle A22	1575	835	1.32	3	3.945
Area of rectangle CA01	7000	14930	104.51	1	104.510
Area of rectangle CA02	1825	6630	12.10	2	24.200
Area of rectangle CA03	100	660	0.07	4	0.264
Area of rectangle CA04	150	1470	0.22	2	0.441
Total of all Additions 'A'					684.802

Deductions

Description	Length (mm)	Breadth (mm)	Area (sqm)	No. of figures	Total Area (sqm)
Area of rectangle S01	2215	1975	4.37	1	4.375
Area of rectangle S02	1625	900	1.46	3	4.388
Area of rectangle S03	660	1140	0.75	3	2.257
Area of rectangle S04	400	500	0.20	4	0.800
Area of rectangle S05	1775	950	1.69	4	6.745
Area of rectangle S07	3050	250	0.76	1	0.763
Area of rectangle S08	1625	4485	7.29	1	7.288
Area of rectangle S09	3650	7400	27.01	1	27.010
Area of rectangle S10	300	2630	0.79	1	0.789
Area of rectangle S11	2550	2675	6.82	1	6.821
Area of rectangle S12	3650	675	2.46	1	2.464
Area of rectangle S13	1575	1040	1.64	1	1.638
Area of rectangle S14	4770	5575	26.59	1	26.593
Area of rectangle S15	600	275	0.17	1	0.165
Area of rectangle S16	2975	350	1.04	1	1.041
Area of rectangle S17	4325	5000	21.63	1	21.625
Area of rectangle S18	1875	540	1.01	1	1.013
Area of rectangle S19	300	1735	0.52	1	0.521
Area of rectangle S20	700	575	0.40	1	0.403
Area of rectangle S21	2950	2450	7.23	1	7.228
Area of rectangle S22	1525	2330	3.55	1	3.553
Area of rectangle S23	140	1750	0.25	1	0.245
Area of rectangle S24	200	900	0.18	1	0.180
Area of rectangle S25	660	1140	0.75	1	0.752
Area of rectangle S26	2250	475	1.07	4	4.275
Area of rectangle S27	300	400	0.12	1	0.120
Area of rectangle S28	1675	950	1.59	1	1.591
Area of rectangle S30	3350	3700	12.40	1	12.395
Area of rectangle S31	3050	250	0.76	1	0.763
Area of rectangle S32	1350	100	0.14	1	0.135
Area of rectangle S33	200	700	0.14	1	0.140
Area of rectangle S34	1525	2450	3.74	1	3.736
Area of rectangle S35	1625	900	1.46	1	1.463
Area of rectangle S36	3400	300	1.02	1	1.020
Area of rectangle S37	1610	100	0.16	4	0.644
Area of rectangle CS01	2100	3090	6.49	1	6.489
Area of rectangle CS02	1500	2190	3.29	1	3.285
Area of rectangle CS03	1500	900	1.35	1	1.350
Area of rectangle CS04	1500	760	1.14	1	1.140
Area of rectangle CS05	1200	1050	1.26	1	1.260
Area of rectangle CS06	1200	1090	1.31	1	1.308
Area of rectangle CS07	2630	2240	5.89	2	11.782
Area of rectangle CS08	4150	600	2.49	1	2.490
Area of rectangle CS09	1360	1000	1.36	1	1.360
Area of rectangle CS10	1260	2500	3.15	1	3.150
Area of rectangle CS11	7000	490	3.43	1	3.430
Area of rectangle CN01	5500	2800	15.40	2	30.800
Area of rectangle CN02	1900	1250	2.38	1	2.375
Area of rectangle CN03	1250	975	1.22	1	1.219
Total of all Deductions 'B'					226.374
NET FAR AREA= A-B					**458.428**

TOWER - 7 — FIRST FLOOR NON FAR AREA

Additions

Description	Length (mm)	Breadth (mm)	Area (sqm)	No. of figures	Total Area (sqm)
Area of rectangle N01	1800	3230	5.81	3	17.442
Area of rectangle N02	940	3525	3.31	3	9.941
Area of rectangle N03	860	3525	3.03	3	9.095
Area of rectangle N04	3950	1800	7.11	3	21.330
Area of rectangle N05	6275	1800	11.30	3	33.885
Area of rectangle N06	1400	600	0.84	3	2.520
Area of rectangle N07	400	1100	0.44	3	1.320
Area of rectangle N08	850	1925	1.64	3	4.909
Area of rectangle N10	750	240	0.18	3	0.540
Area of rectangle CN01	5500	2800	15.40	2	30.800
Area of rectangle CN02	1900	1250	2.38	1	2.375
Area of rectangle CN03	1250	975	1.22	1	1.219
Total of all Additions 'A'					135.375

Deductions

Description	Length (mm)	Breadth (mm)	Area (sqm)	No. of figures	Total Area (sqm)
Area of rectangle NS1	185	1350	0.25	3	0.749
Area of rectangle NS2	305	1800	0.55	1	0.549
Area of rectangle NS3	150	1800	0.27	1	0.270
Area of rectangle CNS1	300	3000	0.90	2	1.800
Total of all Deductions 'B'					3.368
NET NON FAR AREA= A-B					**132.006**

TOWER - 7 — TYPICAL FLOOR FAR AREA

Additions

Description	Length (mm)	Breadth (mm)	Area (sqm)	No. of repetitions	Total Area (sqm)
Area of rectangle A01	4350	3830	16.66	4	66.642
Area of rectangle A02	5875	4835	28.41	4	113.623
Area of rectangle A03	2550	3490	8.90	4	35.598
Area of rectangle A04	5075	5925	30.07	4	120.278
Area of rectangle A05	3500	4200	14.70	4	58.800
Area of rectangle A06	1825	1765	3.22	4	12.885
Area of rectangle A07	1725	660	1.14	4	4.554
Area of rectangle A08	1900	3650	6.94	4	27.740
Area of rectangle A09	2615	835	2.18	4	8.734
Area of rectangle A10	400	100	0.04	4	0.160
Area of rectangle A11	950	150	0.14	4	0.570
Area of rectangle A13	5050	1380	6.97	4	27.876
Area of rectangle A14	4190	2790	11.69	4	46.760
Area of rectangle A17	1610	100	0.16	4	0.644
Area of rectangle A18	1575	835	1.32	4	5.261
Area of rectangle CA01	7000	14930	104.51	1	104.510
Area of rectangle CA02	1825	6630	12.10	2	24.200
Area of rectangle CA03	100	660	0.07	4	0.264
Area of rectangle CA04	150	1470	0.22	2	0.441
Total of all Additions 'A'					659.538

Deductions

Description	Length (mm)	Breadth (mm)	Area (sqm)	No. of figures	Total Area (sqm)
Area of rectangle S01	2250	475	1.07	4	4.275
Area of rectangle S02	1625	900	1.46	4	5.850
Area of rectangle S03	660	1140	0.75	4	3.010
Area of rectangle S04	400	500	0.20	4	0.800
Area of rectangle S05	1775	950	1.69	4	6.745
Area of rectangle S07	1610	100	0.16	4	0.644
Area of rectangle CS01	2100	3090	6.49	1	6.489
Area of rectangle CS02	1500	2190	3.29	1	3.285
Area of rectangle CS03	1500	900	1.35	1	1.350
Area of rectangle CS04	1500	760	1.14	1	1.140
Area of rectangle CS05	1200	1050	1.26	1	1.260
Area of rectangle CS06	1200	1090	1.31	1	1.308
Area of rectangle CS07	2630	2240	5.89	2	11.782
Area of rectangle CS08	4150	600	2.49	1	2.490
Area of rectangle CS09	1360	1000	1.36	1	1.360
Area of rectangle CS10	1260	2500	3.15	1	3.150
Area of rectangle CS11	7000	490	3.43	1	3.430
Area of rectangle CN01	5500	2800	15.40	2	30.800
Area of rectangle CN02	1900	1250	2.38	1	2.375
Area of rectangle CN03	1250	975	1.22	1	1.219
Total of all Deductions 'B'					92.762
NET FAR AREA= A-B					**566.776**

TOWER - 7 — TYPICAL FLOOR NON FAR AREA

Additions

Description	Length (mm)	Breadth (mm)	Area (sqm)	No. of figures	Total Area (sqm)
Area of rectangle N01	1800	3230	5.81	4	23.256
Area of rectangle N02	940	3525	3.31	4	13.254
Area of rectangle N03	860	3525	3.03	4	12.126
Area of rectangle N04	3950	1800	7.11	4	28.440
Area of rectangle N05	6275	1800	11.30	4	45.180
Area of rectangle N06	1400	600	0.84	4	3.360
Area of rectangle N07	400	1100	0.44	4	1.760
Area of rectangle N08	850	1925	1.64	4	6.545
Area of rectangle N10	750	240	0.18	4	0.720
Area of rectangle CN01	5500	2800	15.40	2	30.800
Area of rectangle CN02	1900	1250	2.38	1	2.375
Area of rectangle CN03	1250	975	1.22	1	1.219
Total of all Additions 'A'					169.035

Deductions

Description	Length (mm)	Breadth (mm)	Area (sqm)	No. of figures	Total Area (sqm)
Area of rectangle NS1	185	1350	0.25	4	0.999
Area of rectangle CNS1	300	3000	0.90	2	1.800
Total of all Deductions 'B'					1.800
NET NON FAR AREA= A-B					**167.235**

Residential Tower Schedule
DOORS & WINDOW SCHEDULE
ROUGH OPENINGS (MASONRY)

DOORS

Tags	Width	Height	Lintel	Sill	
D	1250	2250	2250	0	1 HR FIRE RATED DOOR
D1	1250	2250	2250	0	
D2	1250	2250	2250	0	
D3	1250	2250	2250	0	
D4	1250	2250	2250	0	
D5	1000	2250	2250	0	
D6	900	2150	2250	100	
D7	900	2250	2250	0	
D8	900	2250	2250	0	
D9	800	2250	2250	0	
D10	800	2250	2250	0	
D11	800	2250	2250	0	
D12	800	2250	2250	0	
D13	800	2250	2250	0	
D14	800	2250	2250	0	
D15	800	2250	2250	0	1 HR FIRE RATED DOOR
D21	1200	2250	2250	0	
GD1	1250	2250	2250	0	

FIRE DOORS — ROUGH OPENINGS (MASONRY)

Tags	Width	Height	Lintel	Sill
FD1	1250	2250	2250	0
FD2	1200	2250	2250	0
FD3	1500	2250	2250	0
FD4	2000	2250	2250	0
FD5	1000	2250	2250	0
FD6	900	2150	2250	100
FD7	1200	1950	2250	300
FD7A	1100	1950	2250	300
FD8	900	1950	2250	300
RS1	3500	3000	2250	0

DOOR WINDOW — ROUGH OPENINGS (MASONRY)

Tags	Width(D+W)	Height	Lintel	Sill
DW1	900+750	2250/2150	2250	0/100
DW2	900+550	2250/2150	2250	0/100
DW3	900+450	2250/2150	2250	0/100
DW4	800+425	2250/1000	2250	0/1250
DW5	800+300	2250/1000	2250	0/1250

WINDOW — ROUGH OPENINGS (MASONRY)

Tags	Width	Height	Lintel	Sill
W1	2400	1000	2250	1200
W2	1800	1050	2250	1200
W3	1225	2150	2250	100
W4	800	1050	2250	1200
W5	600	1000	2250	1250
W6	600	1000	2250	1250
W7	600	1000	2250	1250
W8	450	1000	2250	1250

SLIDING DOOR

Tags	Width	Height	Lintel	Sill
SD1	2500	2250	2250	0
SD2	2400	2250	2250	0
SD3	2250	2250	2250	0
SD4	1800	2250	2250	0

PLUMBING LEGEND:-

S.NO.	DESCRIPTION	SYMBOL
1.	110 OD VERTICAL SOIL PIPE	①
2.	110 OD VERTICAL WASTE PIPE	②
3.	110 OD ANTISYPHONIC PIPE	③
4.	DOMESTIC WATER SUPPLY DOWN TAKE PIPE	④
5.	DOMESTIC WATER SUPPLY PIPE (BOOSTED)	⑤
6.	FLUSHING WATER SUPPLY DOWN TAKE PIPE	⑥
7.	90 OD BALCONY DRAIN PIPE	⑦
8.	160 OD RAIN WATER PIPE	⑧
9.	DOMESTIC WATER SUPPLY RISER PIPE	⑨
10.	FLUSHING WATER SUPPLY RISER PIPE	⑩
11.	FLOOR TRAP	FT ○
12.	FLOOR DRAIN	FD ○
11.	ACCESS DOOR	AD
12.	KHURRA FOR BALCONY DRAIN	□

SCHEDULE OF FLOOR CUTOUTS

S.NO.	DESCRIPTION	SIZE OF CUTOUT
1.	CUTOUT FOR WATER CLOSET OUTLET PIPE	150X150mm
2.	CUTOUT FOR FLOOR TRAP OUTLET PIPE	150X150mm
3.	CUTOUT FOR FLOOR DRAIN OUTLET PIPE	150X150mm
4.	CUTOUT FOR WASH BASIN DRAIN PIPE	75X75mm

PIPE SCHEDULE

DESCRIPTION		SIZE
PIPE DIA FROM FT TO VERTICAL STACK		110 OD uPVC
PIPE DIA FROM WC TO VERTICAL STACK		110 OD uPVC
PIPE DIA FROM FD TO FT		63 OD uPVC
PIPE DIA FROM WB TO FT		40 OD uPVC
PIPE DIA FROM KITCHEN SINK TO FT		50 OD uPVC

Checked and found ok for Public Health (Internal) Service only subject to comments in in forwarding letter No. 24e375 Dt. 21/11/23

Superintending Engineer (HQ)
for Chief Engineer-I
HSVP, Panchkula

SANCTIONED
TO BE READ WITH THIS OFFICE
MEMO NO.:
DATED :

SUBMISSION DRAWINGS
FOR APPROVAL AND STAMPING

DTP (HQ) — S.T.P. (HQ) Member Secretary B.P.A.C. — S.T.P. (G) / C.T.P. (HR) Member / Chairman B.P.A.C.
Consultant Architect
DTP (HQ) — (Dinesh Kumar) PA(HQ)

NOTES:
1. All fixture provided in toilets are as per N.B.C.
2. Basement will be mechanically ventilated.
3. All spaces (parking basement, services basement etc.) Will be artificially lit.
4. Standby generating capacity will be provided for the electrical requirement of the total scheme. This therefore includes standby generation for all common services, fire services, lifts etc. And also the entire electrical load for the ventilation.
5. Fire safety measures as per NBC includes smoke detector, heat detector, sprinkler spacing in compliance with code.
6. All eternal walls are 200mm and all internal walls are 100mm thick. (Valid for all drawings)

ARCHITECT
MORPHOGENESIS
41, Industrial Estate, Okhla Phase - III,
New Delhi 110020
TEL: 91 11 41828070
E Mail: studio@morphogenesis.org

CONSULTING STRUCTURAL ENGINEER
WW WHITBY WOOD
WHITBY WOOD PRITAMDASANI, Unit 1101, Lodha Supremus, Saki Vihar Road, Powai, Andheri (East), Mumbai - 400072, India
T +91 9820 186879
m.pritamdasani@whitbywood.com

CONSULTING MEP
PROION
Proion Consultants — MEP, Fire & Life Safety Consulting
Proion Consultants Private Limited
Address : 82, Sukhdev Vihar, New Delhi - 110025, India.
Telephone : 011-2632 4400
E-Mail : info@proion.net
Web : www.proion.net

CONSULTING LANDSCAPE ARCHITECT
MORPHOGENESIS
41, Industrial Estate, Okhla Phase - III,
New Delhi 110020
TEL: 91 11 41828070
E Mail: studio@morphogenesis.org

KEY PLAN

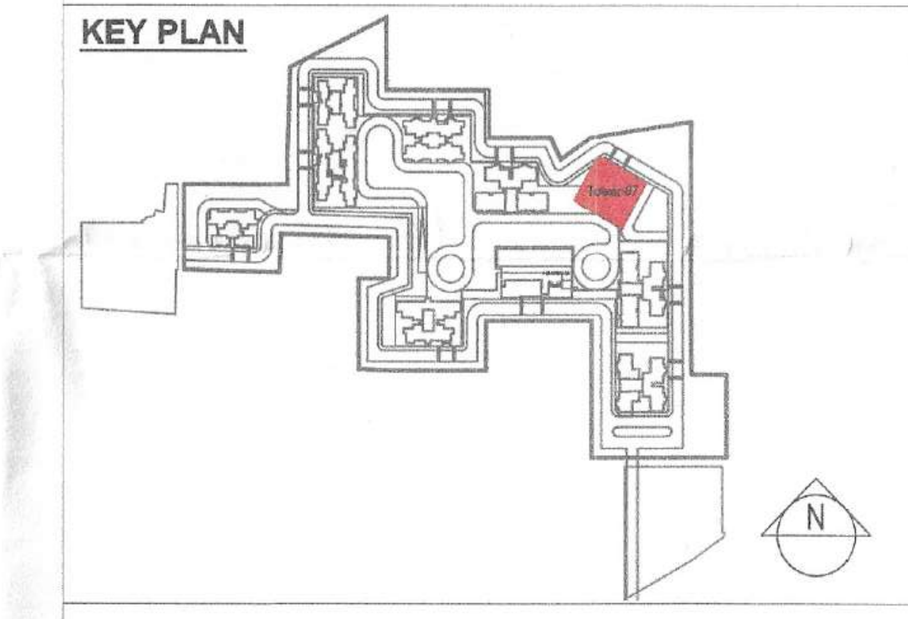

PROJECT
Proposed building plan for Mixed Land Use Colony (95% Residential and 5% Commercial) under TOD policy over an area measuring 14.20625 acres in the revenue estate of village Hayatpur Sector-89, Gurugram being developed by Godrej Properties Ltd.
(Lic No151 of 2023 Dated 20-07-2023)

DEVELOPER
Godrej Properties Ltd.
Unit No. 5C, 5th Floor, Godrej One, Pirojshanagar, Vikhroli East, Mumbai - 400 079.
GODREJ PROPERTIES

DEVELOPER'S SIGNATURE :
For Godrej Properties Ltd.
Authorised Signatory

AUTHORIZED SIGNATORY

ARCHITECT'S SIGNATURE :
KIRAN YADAV
CA/2010/49182
MORPHOGENESIS • 41, Okhla Ind. Area Phase III • Ph: 011-41828070

DRAWING NAME
TOWER 7
FIRST FLOOR AND TYPICAL FLOOR PLAN
(2nd - 19th, 21st - 29th & 31st - 34th)
FIRST FLOOR AND TYPICAL FLOOR
AREA DIAGRAM

DRAWING NO.
S-46

SCALE	1:100
DATE	09.10.2023