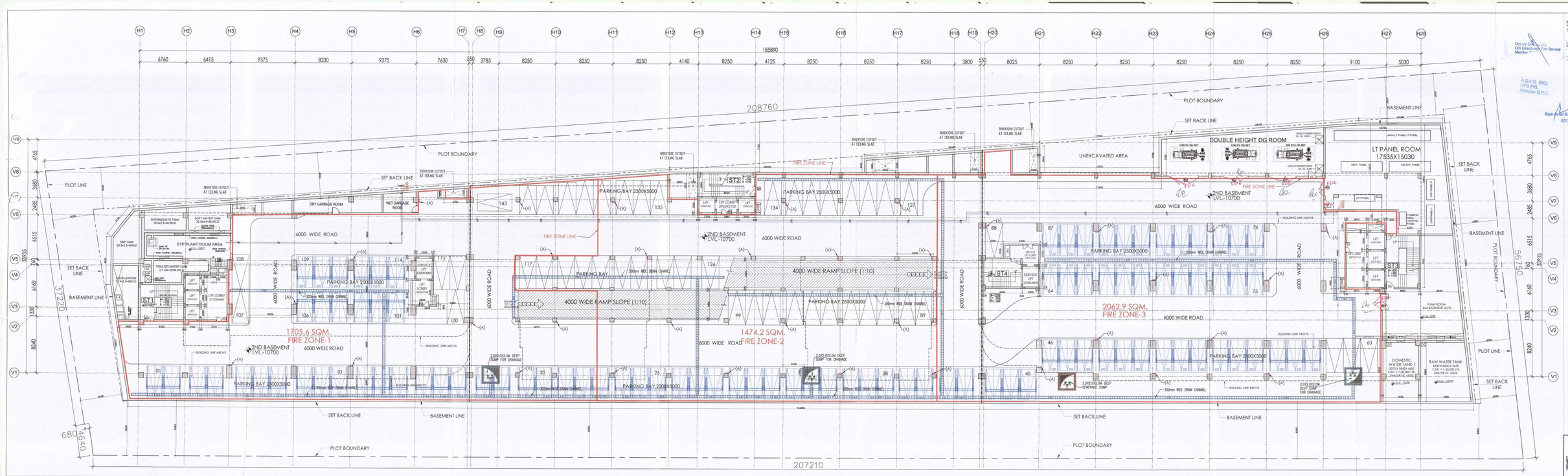

NOTES:-

1. ALL BUILDING FULLY SPRINLERED AS PER N.B.C. NORMS.
2. ALL BUILDING ARE MECHANICALLY LIGHTED AND VENTILATED AS PER N.B.C. NORMS.
3. 100 % POWER BACKUP PROVIDED

Deputy Director (F) Cum Director Fire Service Member

A.D.F.O. (HQ) DFS (PM) Member B.P.C.

Ram Avtar Bassi AD(HQ)

Checked and found as for Public health requirement. Subject to the conditions as mentioned in our letter No. 15887 dt 18/11/2019

This is a " PROVISIONAL APPROVED BUILDING PLAN" only for purpose of levelling objections from the general public

Director General Town and Country Planning, Haryana, Chandigarh

SANCTIONED

To be read in conjuction with memo No. 16482, Dat. 16-09-2020

OPENING SCHEDULE			
TYPE	SIZE	C. LVL	L. LVL
D4	1000X2400	±000	+2400
FD1	1500X2400	±000	+2400
FD2	1200X2400	±000	+2400
FD3	1800X2400	±000	+2400
FD4	3000X3000	±000	+3000
FD5	3500X3600	±000	+3600
FD6	4000X3600	±000	+3600

SHAFT OPENING SCHEDULE				
TYPE	CUTOUT SIZE	SHAFT SIZE	NOS.	DESCRIPTION
A1	1350X350	1350X670	1	FIRE SHAFT
A2	1470X350	1470X670	1	FIRE SHAFT
A3	2500X1450	2500X1650	1	PRESSURIZATION SHAFT
A4	900X2140	900X2310	1	PLUMBING SHAFT
A5	2100X600	–	1	HVAC CHIMP SHAFT
A6	1000X600	–	1	HVAC CHIMP SHAFT
A7	500X3400	–	1	ELECTRICAL SHAFT
A8	500X1850	–	1	ELECTRICAL SHAFT
A9	1800X740	1800X740	1	RAIN WATER PIPE SHAFT
A10	1500X150	–	2	RAIN WATER PIPE SHAFT

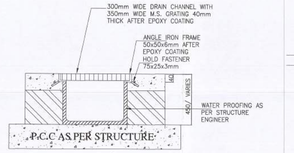

SECTIONAL DETAIL
DRAIN CHANNEL WITH GRATING
SCALE=N.T.S.

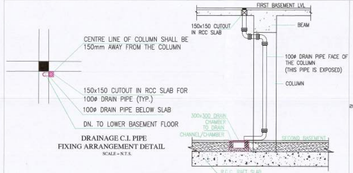

DRAINAGE C.I. PIPE FIXING ARRANGEMENT DETAIL
SCALE=N.T.S.

TYPICAL DRAIN PIPE DETAIL
SCALE=N.T.S.

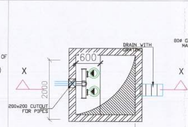

PLAN OF DRAINAGE SUMP
SCALE=N.T.S.

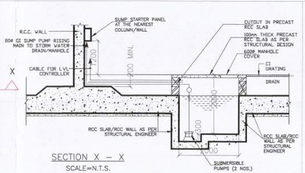

SECTION X – X
SCALE=N.T.S.

LEGEND

S.NO	SYMBOL	
1.		DRAIN–CHANNEL
2.		SUMP DISCHARGE PIPE LINE
3.		DRAIN–PIPE CUTOUT
4.		SUMP DISCHARGE PIPE
5.		DRAIN PIPE

NORMAL PARKING

STACK PARKING

PARKING CALCULATION

PARKING REQUIRED
50 SQ M / ECS ON PERMISSIBLE FAR = 21980.86 = 440 CAR

PARKING PROVIDED
NORMAL PARKING ON 1ST BASEMENT=39
ADDITIONAL STACK PARKING ON 1ST BASEMENT 96X2=192

NORMAL PARKING ON 2ND BASEMENT=47
ADDITIONAL STACK PARKING ON 2ND BASEMENT 96X2=192

TOTAL BASEMENT PARKING =470

PROJECT: REVISED BUILDING PLAN OF COMMERCIAL COLONY MEASURING 3.556 ACRES (LICENCE NO-48 OF 2008 DATED 14/03/2008,) IN SECTOR-83, GURGAON MANESAR URBAN COMPLEX BEING DEVELOPED BY M/s KLJ REALTECH PVT. LTD.

ARCHITECT: SIKKA ASSOCIATES ARCHITECTS
J-21, SOUTH MARKET EXTENSION ONE, NEW DELHI 110049 INDIA
T: +91-11-4622-0200 | F: +91-11-2685 0444 | E: sikka@sikkaindia.com | W: www.sikka.com.sikka

ARCHITECT: raman sikka REGN. No. 93-1994

OWNER: CONSTRUCTION PARTNER

SCALE	1 : 150
DATE ISSUED	
DRAWN BY	ND
CHECKED BY	SSB

DWG NO. / DRAWING: BASEMENT 02 PLAN

SUB/KLJ/09