(RAM AVTAR BASSI)
JD (HQ)

(SANJAY NARANG)
ATP (HQ)

(R.S. BATTH)
DTP (HQ)

(HITESH SHARMA)
STP (HQ)

(P.P. SINGH)
CTP (HR)

(AMIT KHATRI, IAS)
DTCP (HR)

Endst. No. DTCP 9858 (V) dt. 11-12-23

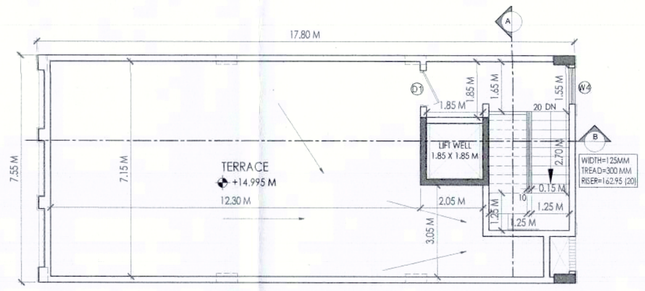

TERRACE FLOOR PLAN

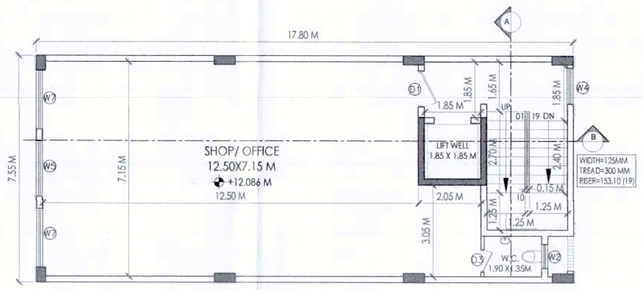

FOURTH FLOOR PLAN

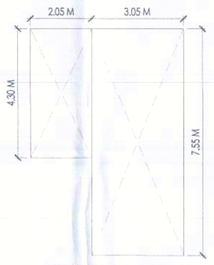

MUMTY AREA DIAGRAM

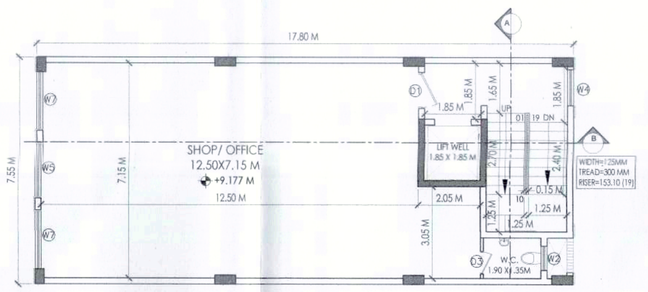

THIRD FLOOR PLAN

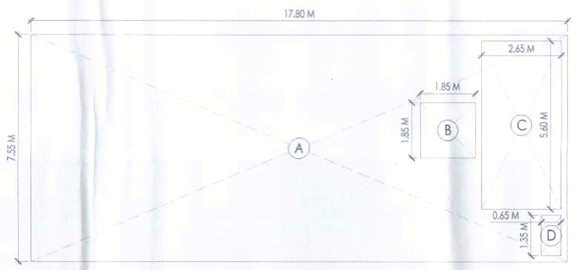

4TH FLOOR AREA DIAGRAM

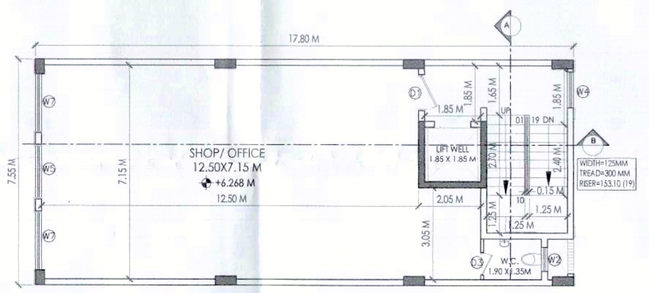

SECOND FLOOR PLAN

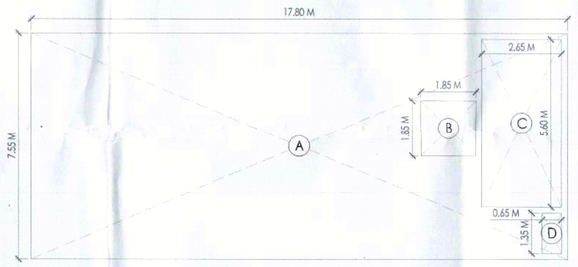

3RD FLOOR AREA DIAGRAM

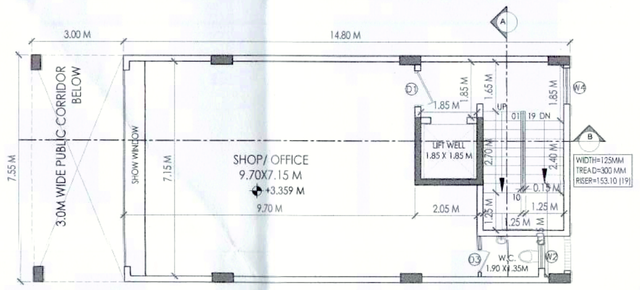

FIRST FLOOR PLAN

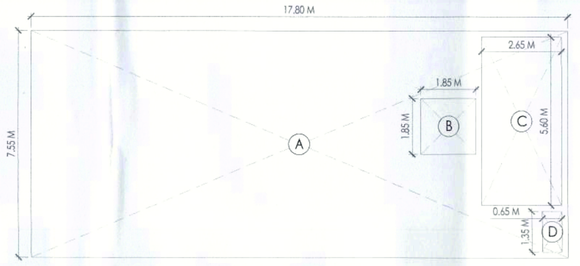

2ND FLOOR AREA DIAGRAM

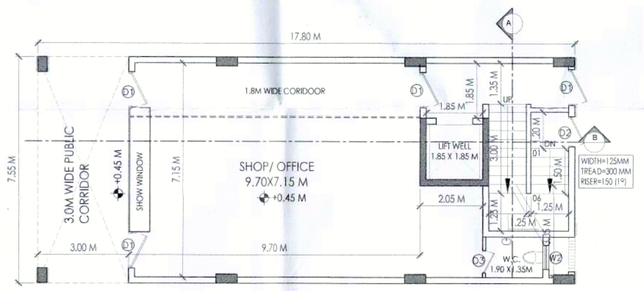

GROUND FLOOR PLAN

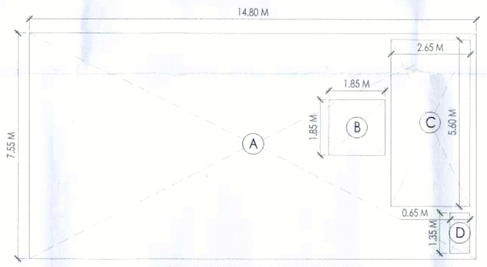

1ST FLOOR AREA DIAGRAM

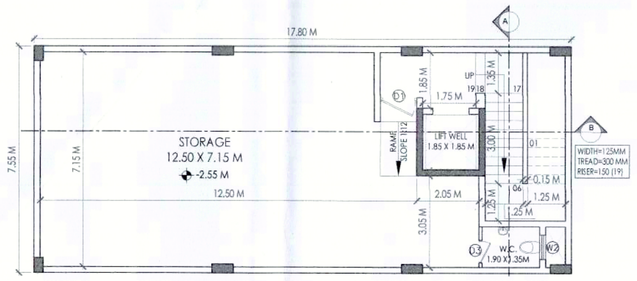

BASEMENT FLOOR PLAN

GROUND FLOOR AREA DIAGRAM

SCO TYPE E

FLOOR	WIDTH(M)	DEPTH(M)	PLOT AREA SQ.M	DEDUCTION(LIFT, STAIRCASE, SHAFT) (SQ.M)	FAR AREA (SQM)	FAR AREA (SQ YARD)
GROUND FLOOR	17.80	7.55	134.39		134.39	160.7291
FIRST FLOOR	14.80	7.55	111.74	19.140	92.600	110.7487
SECOND FLOOR	17.80	7.55	134.39	19.140	115.250	137.8378
THIRD FLOOR	17.80	7.55	134.39	19.140	115.250	137.8378
FOURTH FLOOR	17.80	7.55	134.39	19.140	115.250	137.8378
FAR PER PLOT					**572.740**	**684.9913**
TOTAL FAR OF SCO TYPE E- REGULAR PLOTS 9 NOS.					**5154.660**	**6164.9218**

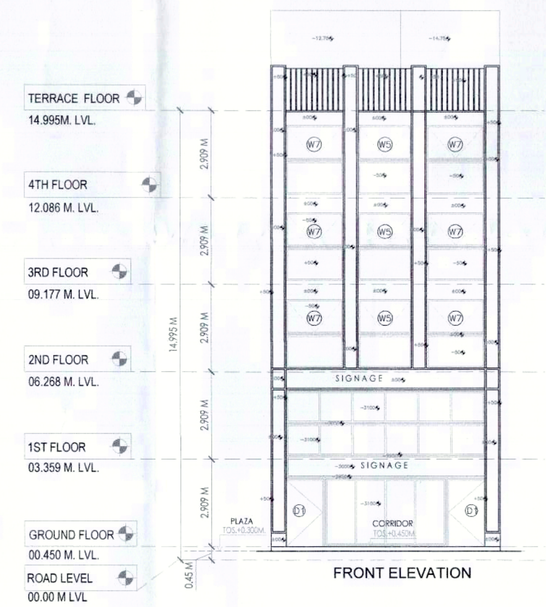

FRONT ELEVATION

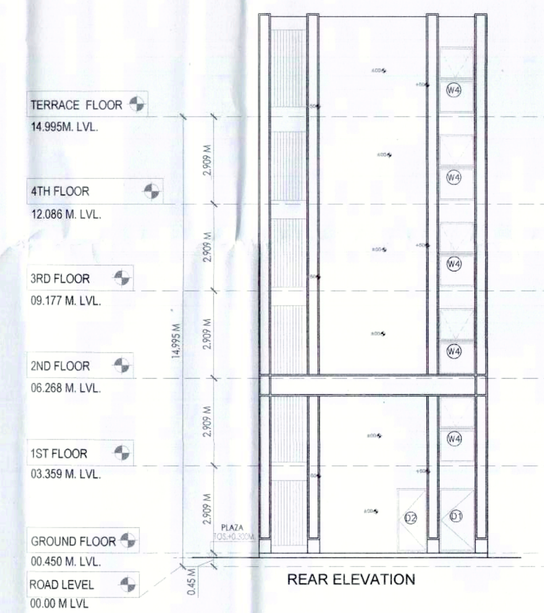

REAR ELEVATION

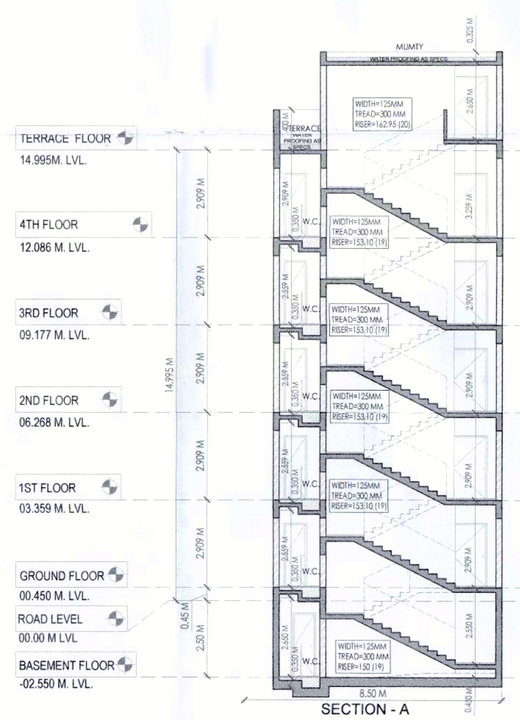

SECTION - A

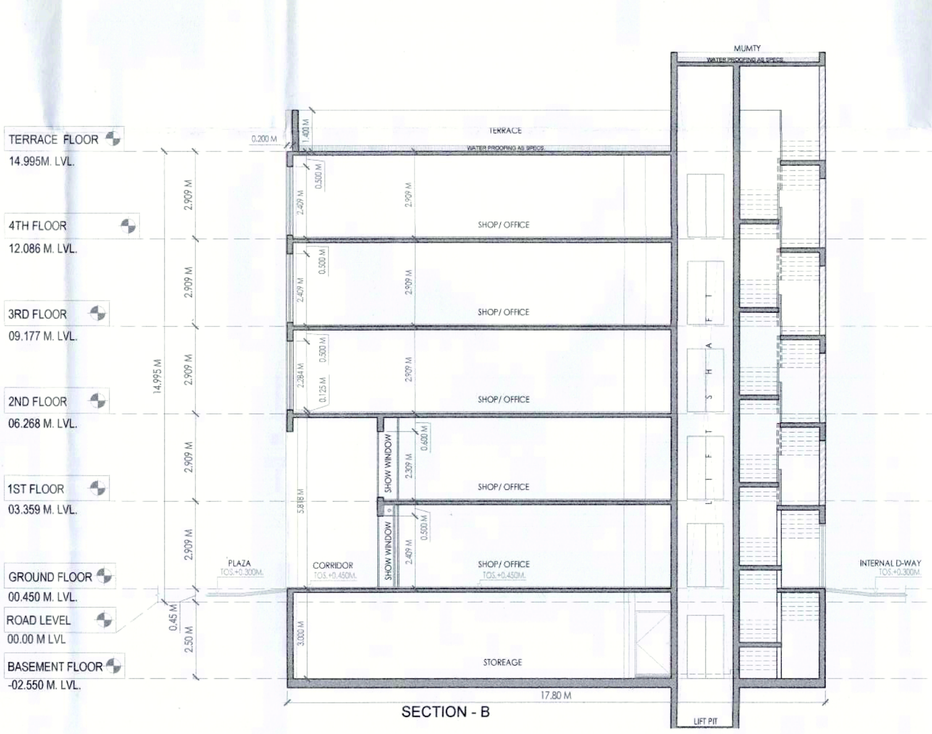

SECTION - B

BLOCK E

AREA CALCULATIONS OF GROUND FLOOR								
	ADDITIONS							
A	17.80	x	7.55	x	1	=	**134.39**	(A)
AREA CALCULATIONS OF FIRST FLOOR								
	ADDITIONS							
A	14.80	x	7.55	x	1	=	**111.74**	(A)
	DEDUCTIONS							
B	1.85	x	1.85	x	1	=	3.423	
C	2.65	x	5.60	x	1	=	14.840	
D	0.65	x	1.35	x	1	=	0.878	
						TOTAL	**19.140**	**SQ.MT** (B)
NET AREA OF FIRST FLOOR						(A)- (B) =	**92.600**	**SQ.MT**
AREA CALCULATIONS OF SECOND FLOOR								
	ADDITIONS							
A	17.80	x	7.55	x	1	=	**134.39**	(A)
	DEDUCTIONS							
B	1.85	x	1.85	x	1	=	3.423	
C	2.65	x	5.60	x	1	=	14.840	
D	0.65	x	1.35	x	1	=	0.878	
						TOTAL	**19.140**	**SQ.MT** (B)
NET AREA OF SECOND FLOOR						(A)- (B) =	**115.250**	**SQ.MT**
AREA CALCULATIONS OF THIRD FLOOR								
	ADDITIONS							
A	17.80	x	7.55	x	1	=	**134.39**	(A)
	DEDUCTIONS							
B	1.85	x	1.85	x	1	=	3.423	
C	2.65	x	5.60	x	1	=	14.840	
D	0.65	x	1.35	x	1	=	0.878	
						TOTAL	**19.140**	**SQ.MT** (B)
NET AREA OF THIRD FLOOR						(A)- (B) =	**115.250**	**SQ.MT**
AREA CALCULATIONS OF FOURTH FLOOR								
	ADDITIONS							
A	17.80	x	7.55	x	1	=	**134.39**	(A)
	DEDUCTIONS							
B	1.85	x	1.85	x	1	=	3.423	
C	2.65	x	5.60	x	1	=	14.840	
D	0.65	x	1.35	x	1	=	0.878	
						TOTAL	**19.140**	**SQ.MT** (B)
NET AREA OF FOURTH FLOOR						(A)- (B) =	**115.250**	**SQ.MT**
TOTAL FAR AREA OF PER PLOT						=	**572.740**	**SQ.MT**
						=	**684.991**	**SQ.YARD**

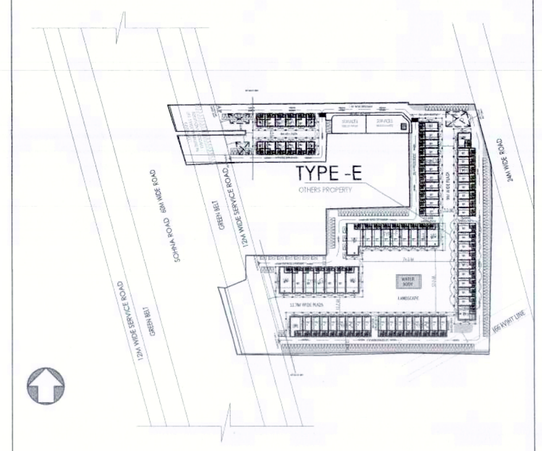

KEY PLAN

DLF

DLF HOME DEVELOPERS LTD.

PROJECT TITLE
SCO AT SECTOR 67, GURUGRAM

SHEET TITLE
SCO TYPE E - GROUND ,BASEMENT,1ST FLOOR , TYPICAL PLAN, AREA DIAGRAM, ELEVATIONS SECTIONS

Document Release Type
SUBMISSION DRAWING

Job No. --------	
Scale 1:100 ON A0 SHEET	
Date 01 DEC, 2023	DRAWING NUMBER **AR-67-TYPE E**
Drawn by	
Checked by	Revision No.

ARCHITECT
FAHAD SHAHBAZ
CA/2006/38330

ARCHITECT/TOWN PLANNER

AUTHORISED SIGNATORY