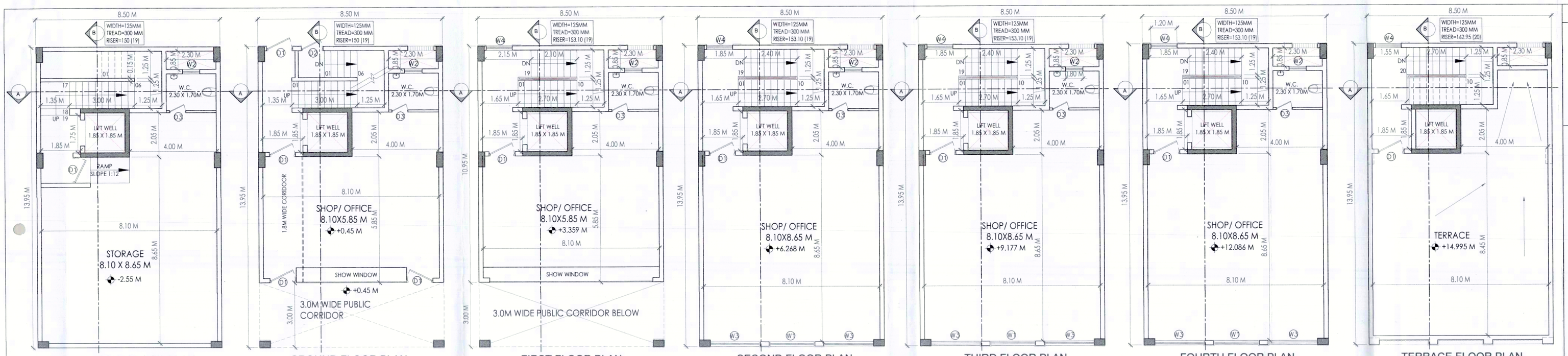

BASEMENT FLOOR PLAN | GROUND FLOOR PLAN | FIRST FLOOR PLAN | SECOND FLOOR PLAN | THIRD FLOOR PLAN | FOURTH FLOOR PLAN | TERRACE FLOOR PLAN

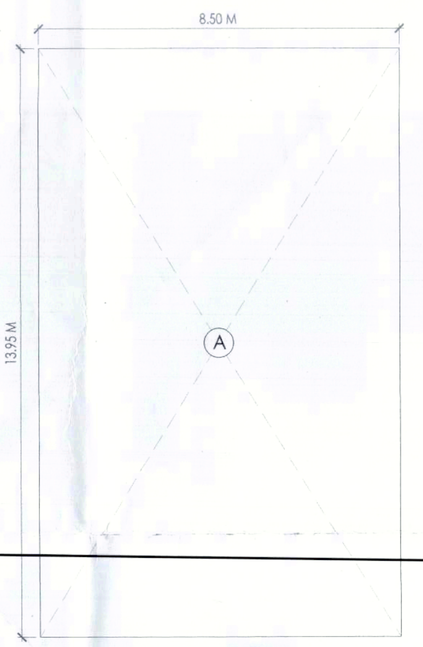

GROUND FLOOR AREA DIAGRAM

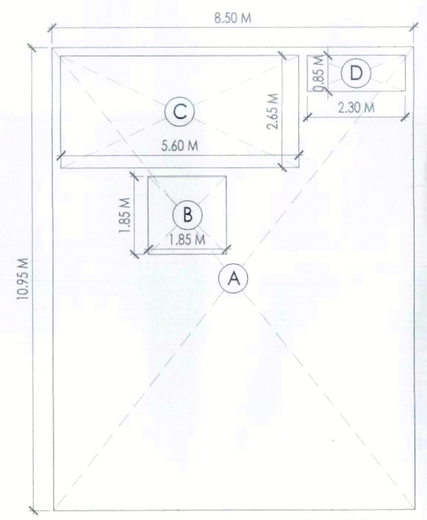

1ST FLOOR AREA DIAGRAM

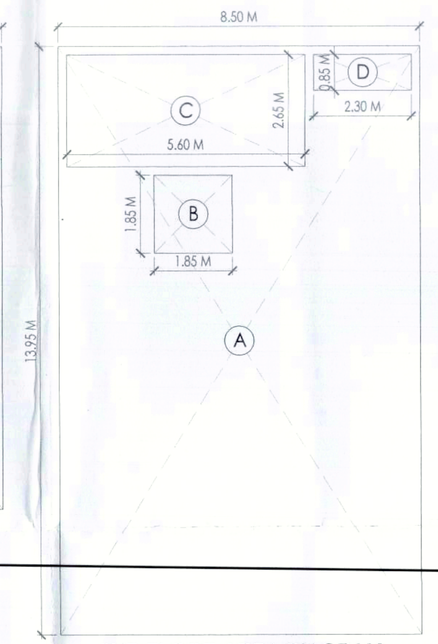

2ND FLOOR AREA DIAGRAM

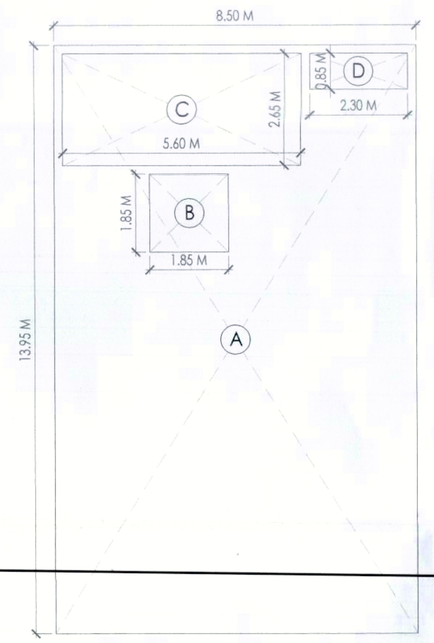

3RD FLOOR AREA DIAGRAM

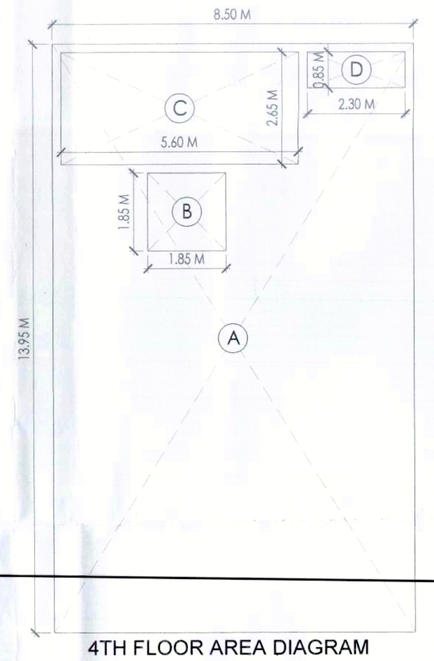

4TH FLOOR AREA DIAGRAM

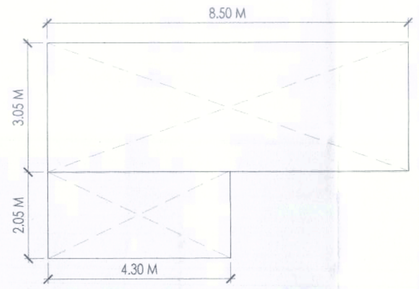

MUMTY AREA DIAGRAM

BLOCK A

AREA CALCULATIONS OF GROUND FLOOR								
ADDITIONS								
A	8.50	x	13.95	x	1	=	**118.575**	(A)
AREA CALCULATIONS OF FIRST FLOOR								
ADDITIONS								
A	8.50	x	10.95	x	1	=	**93.075**	(A)
DEDUCTIONS								
B	1.85	x	1.85	x	1	=	3.423	
C	5.60	x	2.65	x	1	=	14.840	
D	2.30	x	0.85	x	1	=	1.955	
						TOTAL	**20.218**	**SQ.MT** (B)
NET AREA OF FIRST FLOOR						(A)- (B) =	**72.858**	**SQ.MT**
AREA CALCULATIONS OF SECOND FLOOR								
ADDITIONS								
A	8.50	x	13.95	x	1	=	**118.575**	(A)
DEDUCTIONS								
B	1.85	x	1.85	x	1	=	3.423	
C	5.60	x	2.65	x	1	=	14.840	
D	2.30	x	0.85	x	1	=	1.955	
						TOTAL	**20.218**	**SQ.MT** (B)
NET AREA OF SECOND FLOOR						(A)- (B) =	**98.358**	**SQ.MT**
AREA CALCULATIONS OF THIRD FLOOR								
ADDITIONS								
A	8.50	x	13.95	x	1	=	**118.575**	(A)
DEDUCTIONS								
B	1.85	x	1.85	x	1	=	3.423	
C	5.60	x	2.65	x	1	=	14.840	
D	2.30	x	0.85	x	1	=	1.955	
						TOTAL	**20.218**	**SQ.MT** (B)
NET AREA OF THIRD FLOOR						(A)- (B) =	**98.358**	**SQ.MT**
AREA CALCULATIONS OF FOURTH FLOOR								
ADDITIONS								
A	8.50	x	13.95	x	1	=	**118.575**	(A)
DEDUCTIONS								
B	1.85	x	1.85	x	1	=	3.423	
C	5.60	x	2.65	x	1	=	14.840	
D	2.30	x	0.85	x	1	=	1.955	
						TOTAL	**20.218**	**SQ.MT** (B)
NET AREA OF FOURTH FLOOR						(A)- (B) =	**98.358**	**SQ.MT**
TOTAL FAR AREA OF PER PLOT						=	**486.505**	**SQ.MT**
						=	**581.855**	**SQ.YARD**

SCO TYPE A

FLOOR	WIDTH(M)	DEPTH(M)	PLOT AREA SQ.M	DEDUCTION(LIFT, STAIRCASE, SHAFT) (SQM)	FAR AREA (SQM)	FAR AREA (SQ.YARD)
GROUND FLOOR	8.50	13.95	118.575		118.575	141.8145
FIRST FLOOR	8.50	10.95	93.075	20.218	72.858	87.1368
SECOND FLOOR	8.50	13.95	118.575	20.218	98.358	117.6346
THIRD FLOOR	8.50	13.95	118.575	20.218	98.358	117.6346
FOURTH FLOOR	8.50	13.95	118.575	20.218	98.358	117.6346
FAR PER PLOT					**486.505**	**581.8551**
TOTAL FAR OF SCO TYPE A- REGULAR PLOTS 08 NOS.					**3892.040**	**4654.8409**

(RAM AVTAR BASSI) JD (HQ) | (SANJAY NARANG) ATP (HQ) | (R.S. BATTH) DTP (HQ) | (HITESH SHARMA) STP (HQ) | (R.V. SINGH) CTP (HR) | (AMIT KHATRI, IAS) DTCP (HR)

Dy No. DTCP 9858(1) Dated 11-12-23

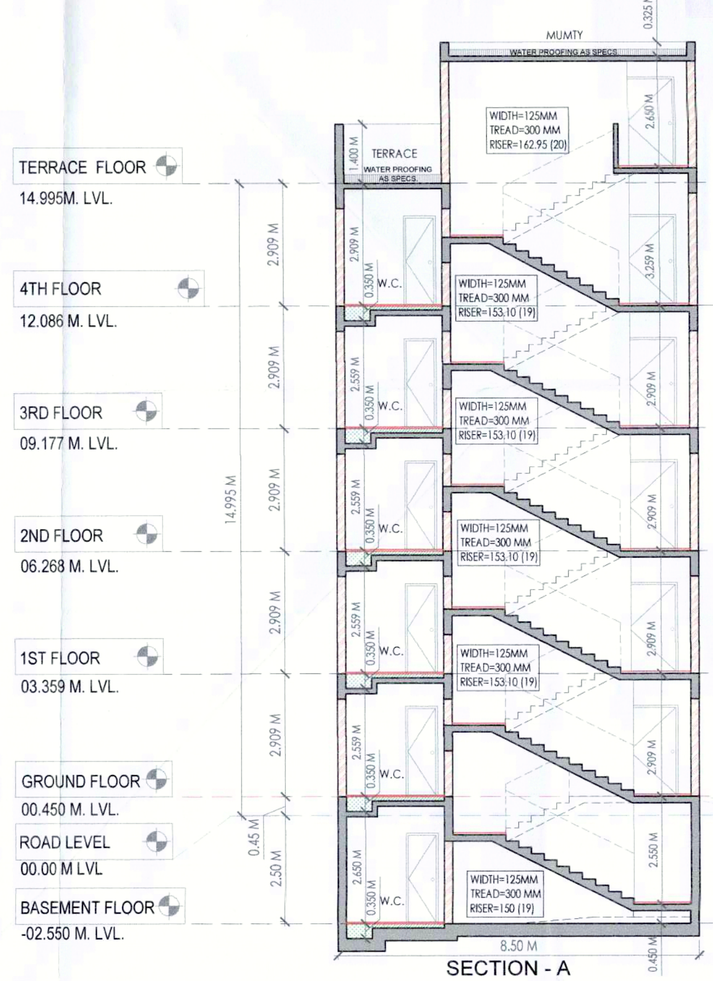

SECTION - A

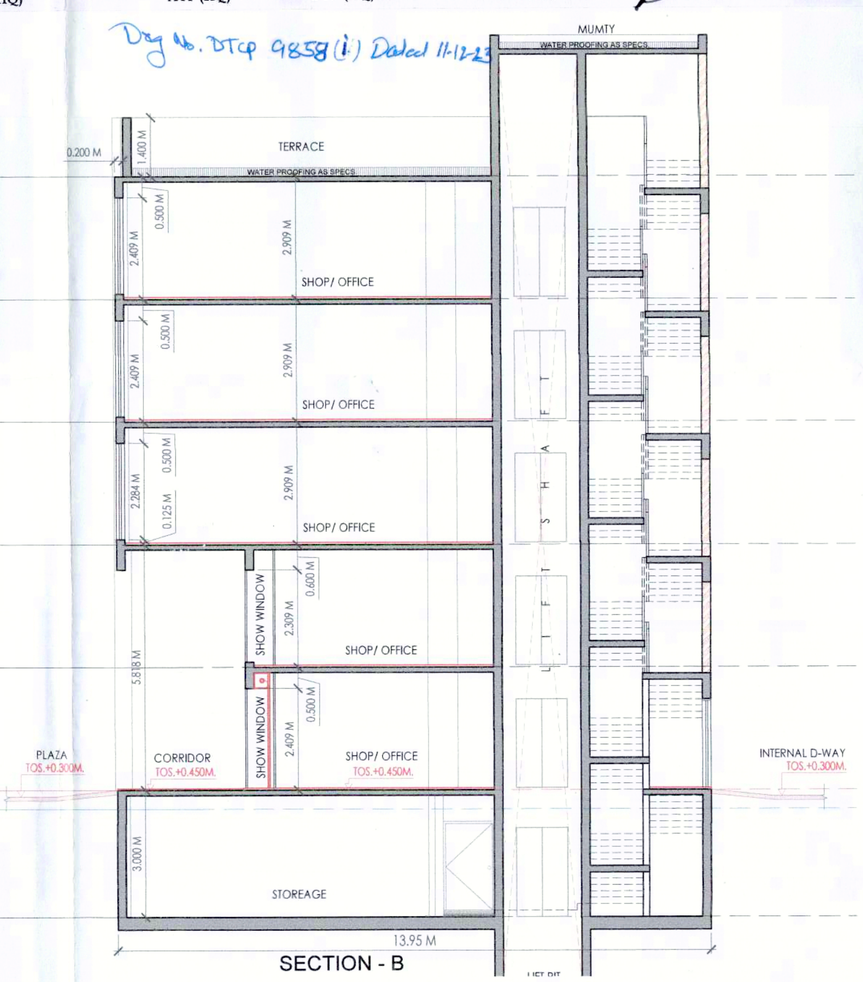

SECTION - B

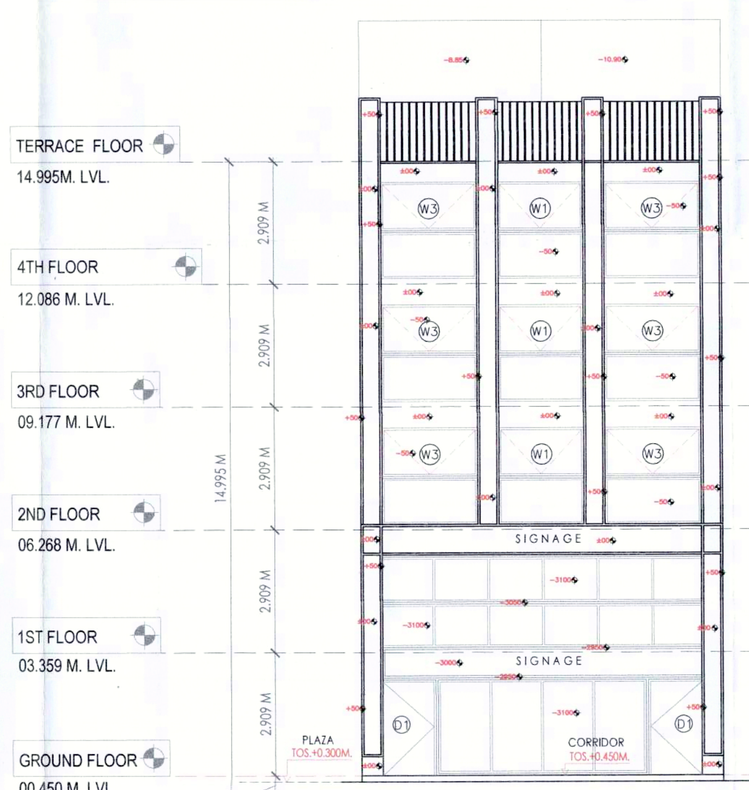

FRONT ELEVATION

REAR ELEVATION

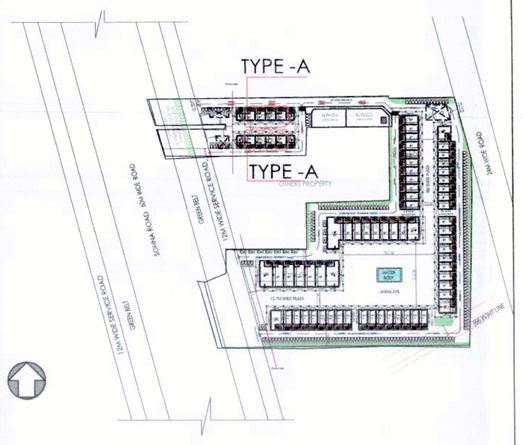

KEY PLAN

DLF

DLF HOME DEVELOPERS LTD.

PROJECT TITLE

SCO AT SECTOR 67, GURUGRAM

SHEET TITLE

SCO TYPE A - GROUND ,BASEMENT,1ST FLOOR , TYPICAL PLAN, AREA DIAGRAM, ELEVATIONS SECTIONS

Document Release Type

SUBMISSION DRAWING

Job No. -------	
Scale 1:100 ON A1 SHEET	
Date 01 DEC, 2023	DRAWING NUMBER **AR-67-TYPE A**
Drawn by	
Checked by	Revision No.

ARCHITECT
FAHAD SHAHBAZ
CA/2006/38330

ARCHITECT/TOWN PLANNER | AUTHORISED SIGNATORY