BLOCK SP7

AREA CALCULATIONS OF GROUND FLOOR								
ADDITIONS								
A	13.55	x	29.71	x	1	=	402.571	(A)
AREA CALCULATIONS OF FIRST FLOOR								
ADDITIONS								
A	10.55	x	26.71	x	1	=	281.791	(A)
DEDUCTIONS								
B	1.85	x	1.85	x	1	=	3.423	
C	5.60	x	2.65	x	1	=	14.840	
D	0.80	x	2.65	x	1	=	2.120	
						TOTAL	20.383 SQ.MT	(B)
NET AREA OF FIRST FLOOR						(A)- (B) =	261.408 SQ.MT	
AREA CALCULATIONS OF SECOND FLOOR								
ADDITIONS								
A	13.55	x	29.71	x	1	=	402.571	(A)
DEDUCTIONS								
B	1.85	x	1.85	x	1	=	3.423	
C	5.60	x	2.65	x	1	=	14.840	
D	0.80	x	2.65	x	1	=	2.120	
						TOTAL	20.383 SQ.MT	(B)
NET AREA OF SECOND FLOOR						(A)- (B) =	382.188 SQ.MT	
AREA CALCULATIONS OF THIRD FLOOR								
ADDITIONS								
A	13.55	x	29.71	x	1	=	402.571	(A)
DEDUCTIONS								
B	1.85	x	1.85	x	1	=	3.423	
C	5.60	x	2.65	x	1	=	14.840	
D	0.80	x	2.65	x	1	=	2.120	
						TOTAL	20.383 SQ.MT	(B)
NET AREA OF THIRD FLOOR						(A)- (B) =	382.188 SQ.MT	
AREA CALCULATIONS OF FOURTH FLOOR								
ADDITIONS								
A	13.55	x	29.71	x	1	=	402.571	(A)
DEDUCTIONS								
B	1.85	x	1.85	x	1	=	3.423	
C	5.60	x	2.65	x	1	=	14.840	
D	0.80	x	2.65	x	1	=	2.120	
						TOTAL	20.383 SQ.MT	(B)
NET AREA OF FOURTH FLOOR						(A)- (B) =	382.188 SQ.MT	
TOTAL FAR AREA OF PER PLOT						=	1810.543 SQ.MT	
						=	2165.391 SQ.YARD	

SCO TYPE SP7

FLOOR	WIDTH(M)	DEPTH(M)	PLOT AREA SQ.M	DEDUCTION(LIFT, STAIRCASE, SHAFT) (SQM)	FAR AREA (SQM)	FAR AREA (SQ.YARD)
GROUND FLOOR	13.55	29.71	402.571		402.571	481.4703
FIRST FLOOR	10.55	26.71	281.791	20.383	261.408	312.6414
SECOND FLOOR	13.55	29.71	402.571	20.383	382.188	457.0930
THIRD FLOOR	13.55	29.71	402.571	20.383	382.188	457.0930
FOURTH FLOOR	13.55	29.71	402.571	20.383	382.188	457.0930
FAR PER PLOT					1810.543	2165.3907
TOTAL FAR OF SCO TYPE SP7- REGULAR PLOTS 01 NOS.					1810.543	2165.3907

(RAM AVTAR BASSI)
JD (HQ)

(SANJAY NARANG)
ATP (HQ)

(R.S. BATTH)
DTP (HQ)

(HITESH SHARMA)
STP (HQ)

(P.P. SINGH)
CTP (HR)

(AMIT KHARE, IAS)
DTCP (HR)

Deg. No. DTCP 9858 (XY) dt. 11-12-23

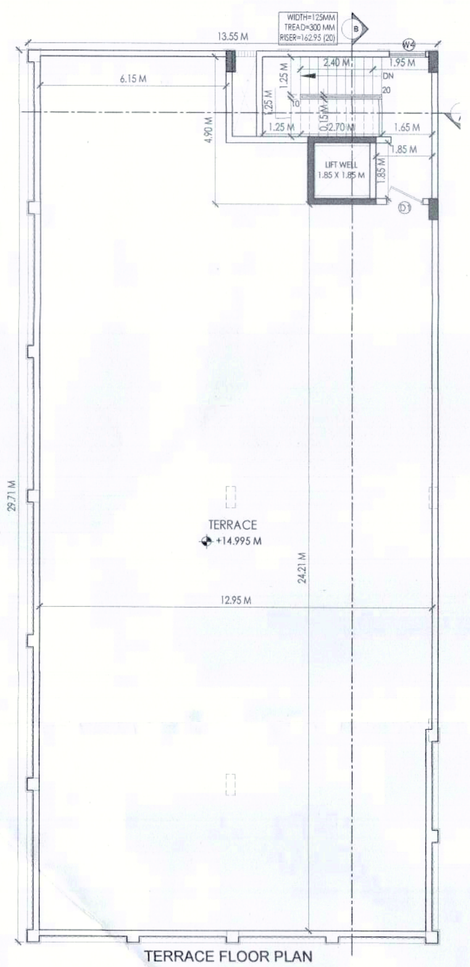

TERRACE FLOOR PLAN

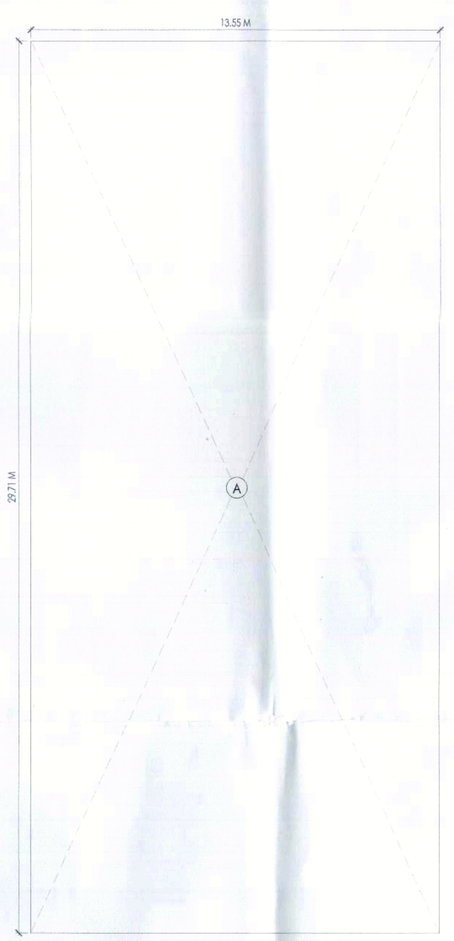

GROUND FLOOR AREA DIAGRAM

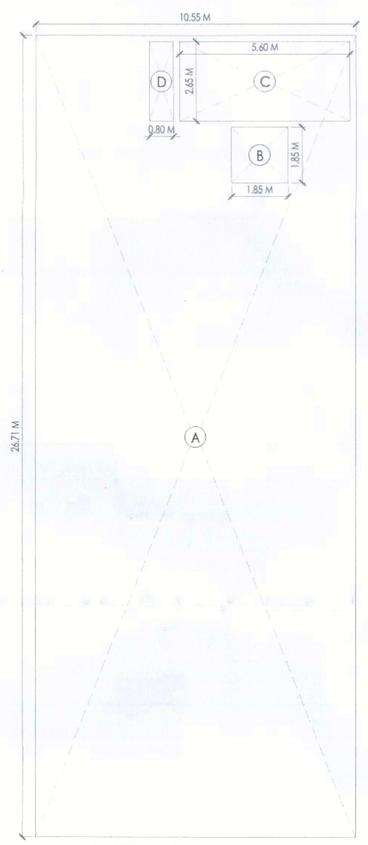

1ST FLOOR AREA DIAGRAM



2ND FLOOR AREA DIAGRAM



3RD FLOOR AREA DIAGRAM



4TH FLOOR AREA DIAGRAM

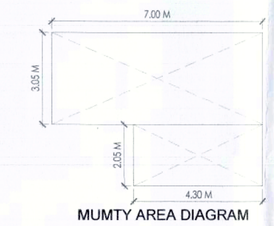

MUMTY AREA DIAGRAM

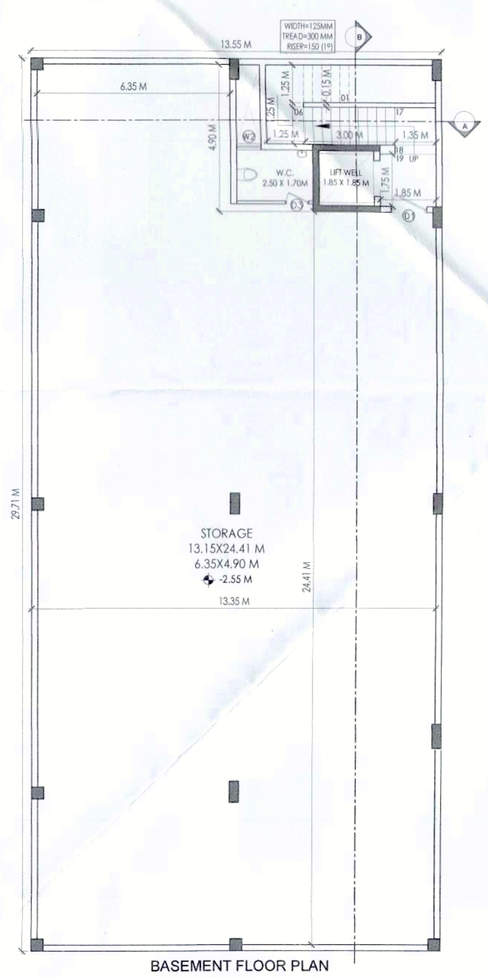

BASEMENT FLOOR PLAN

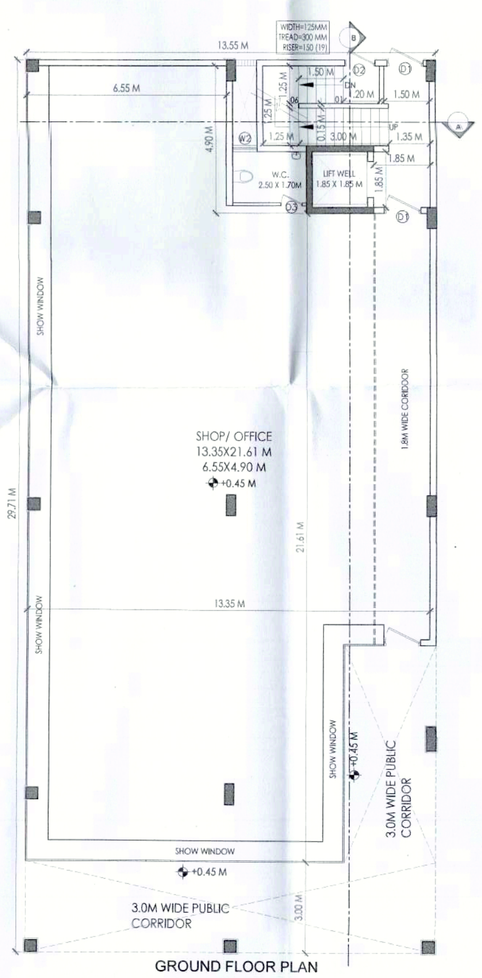

GROUND FLOOR PLAN

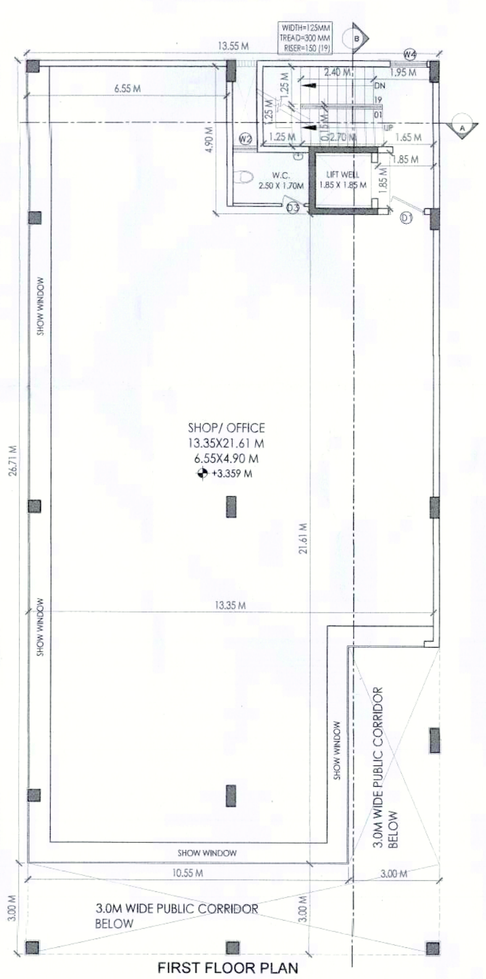

FIRST FLOOR PLAN

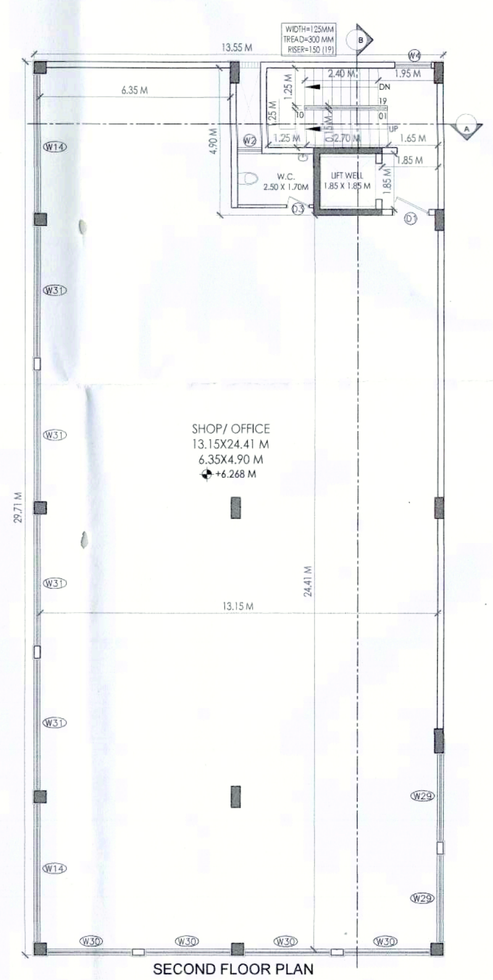

SECOND FLOOR PLAN

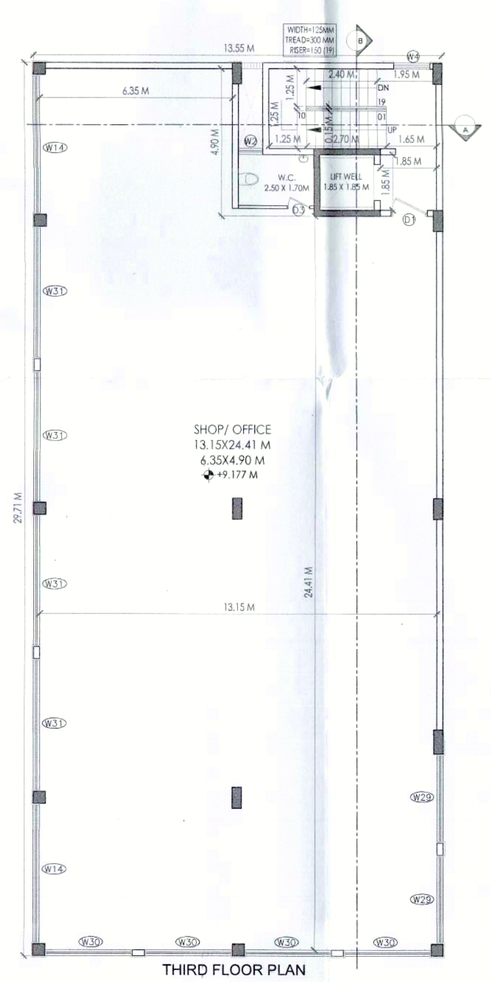

THIRD FLOOR PLAN

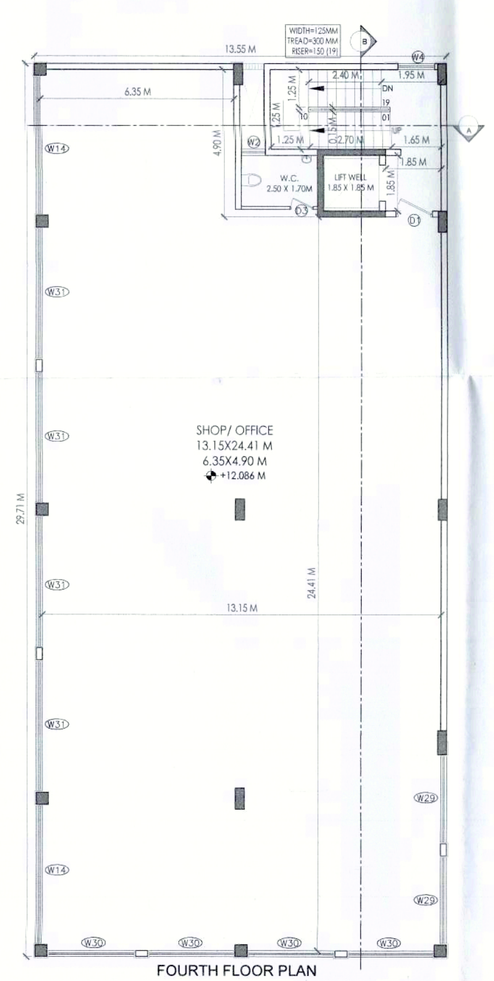

FOURTH FLOOR PLAN

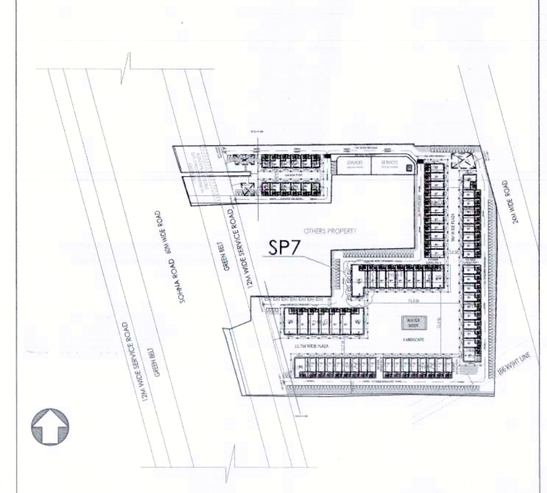

KEY PLAN

DLF

DLF HOME DEVELOPERS LTD.

PROJECT TITLE
SCO AT SECTOR 67, GURUGRAM

SHEET TITLE
SCO SP7 - GROUND ,BASEMENT,1ST FLOOR , TYPICAL PLAN, AREA DIAGRAM, ELEVATIONS SECTIONS

Document Release Type
SUBMISSION DRAWING

Job No. -------	
Scale 1:100 ON A0 SHEET	
Date 01 DEC, 2023	DRAWING NUMBER **AR-67-SP7**
Drawn by	
Checked by	Revision No.

ARCHITECT
FAHAD SHAHBAZ
CA/2006/38330

ARCHITECT/TOWN PLANNER

AUTHORISED SIGNATORY