TYPICAL 4TH TO 9TH, 11TH TO 17TH, 19TH TO 26TH, 28TH TO 35TH, 37TH TO 40TH FLOOR PLAN (TOWER-B)

TERRACE PLAN LVL+19680 (CLUB)

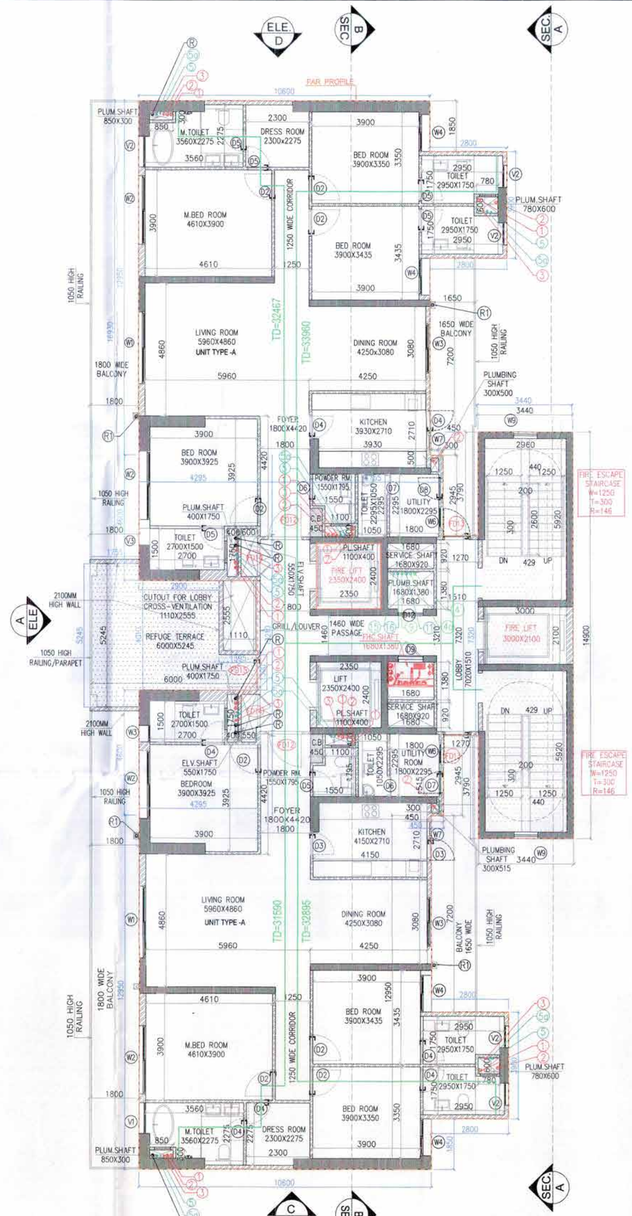

REFUGE (18TH, 27TH & 36TH) FLOOR PLAN TOWER-B

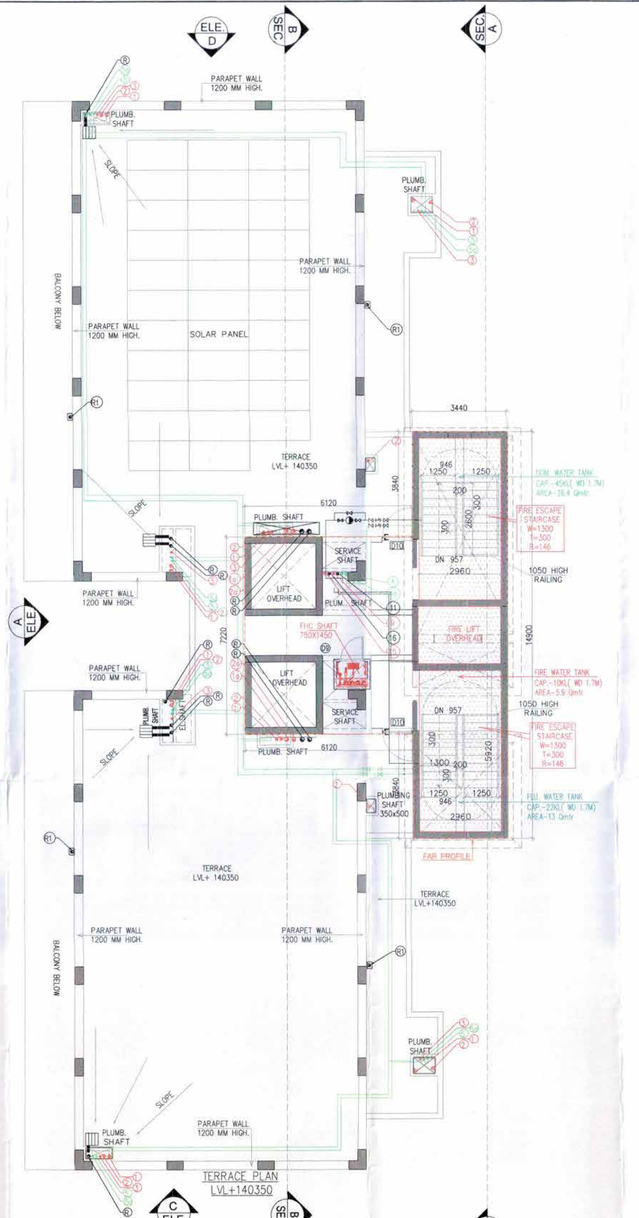

TERRACE PLAN LVL+140350

| (TOWER-B) | | |
|---|---|---|
| TYPICAL FLOOR | FLOOR LEVEL | UNITS |
| 4th FLOOR | LVL+18750 | 2 |
| 5th FLOOR | LVL+21950 | 2 |
| 6th FLOOR | LVL+25150 | 2 |
| 7th FLOOR | LVL+28350 | 2 |
| 8th FLOOR | LVL+31550 | 2 |
| 9th FLOOR | LVL+34750 | 2 |
| 11th FLOOR | LVL+41150 | 2 |
| 12th FLOOR | LVL+44350 | 2 |
| 13th FLOOR | LVL+47550 | 2 |
| 14th FLOOR | LVL+50750 | 2 |
| 15th FLOOR | LVL+53950 | 2 |
| 16th FLOOR | LVL+57150 | 2 |
| 17th FLOOR | LVL+60350 | 2 |
| 19th FLOOR | LVL+66750 | 2 |
| 20th FLOOR | LVL+69950 | 2 |
| 21st FLOOR | LVL+73150 | 2 |
| 22nd FLOOR | LVL+76350 | 2 |
| 23rd FLOOR | LVL+79550 | 2 |
| 24th FLOOR | LVL+82750 | 2 |
| 25th FLOOR | LVL+85950 | 2 |
| 26th FLOOR | LVL+89150 | 2 |
| 28th FLOOR | LVL+95550 | 2 |
| 29th FLOOR | LVL+98750 | 2 |
| 30th FLOOR | LVL+101950 | 2 |
| 31ST FLOOR | LVL+105150 | 2 |
| 32nd FLOOR | LVL+108350 | 2 |
| 33rd FLOOR | LVL+111550 | 2 |
| 34th FLOOR | LVL+114750 | 2 |
| 35th FLOOR | LVL+117950 | 2 |
| 37th FLOOR | LVL+124350 | 2 |
| 38th FLOOR | LVL+127550 | 2 |
| 39th FLOOR | LVL+130750 | 2 |
| 40th FLOOR | LVL+133950 | 2 |
| TOTAL UNITS = | | 66 |

| PLUMBING LEGEND– | | |
|---|---|---|
| S.NO. | SYMBOL | DISCRIPTION |
| 1 | | SOIL PIPE |
| 2 | | WASTE PIPE |
| 3 | | ANTI VENT PIPE |
| 4 | | DOMESTIC WATER SUPPLY PIPE (MASTER DOWN COMER) |
| 5 | | FLUSHING WATER SUPPLY PIPE (MASTER DOWN COMER) |
| 6A | | DOMESTIC WATER SUPPLY BRANCH PIPE |
| 5A | | FLUSHING WATER SUPPLY BRANCH PIPE |
| 8 | | DOMESTIC WATER SUPPLY (TOP THREE FLOOR ) |
| 9 | | DOMESTIC WATER RISER FOR TOWER–B |
| 10 | | DOMESTIC WATER RISER FOR TOWER–A |
| 11 | | FLUSHING WATER RISER FOR TOWER–B |
| 11A | | FLUSHING WATER RISER FOR TOWER–A |
| 10A | | DOMESTIC WATER HYD. SUPPLY FOR RETAIL |
| 12 | | FLUSHING WATER HYD. SUPPLY FOR RETAIL |
| 13 | | DOMESTIC WATER HYD. SUPPLY FOR EWS |
| 14 | | FLUSHING WATER HYD. SUPPLY FOR EWS |
| 15 | | DOMESTIC WATER HYD. SUPPLY FOR CLUB |
| 16 | | FLUSHING WATER HYD. SUPPLY FOR CLUB |
| R | | RAIN WATER PIPE |
| R1 | | BACONY DRAIN PIPE |
| ARV | | AIR RELEASE VALVE |
| BV | | BALL VALVE |

| PIPE CONNECTION DIA :– | |
|---|---|
| WC TO STACK | 100ø SOIL PIPE |
| SINK TO MT | 40ø WASTE PIPE |
| FD TO MT | 50ø WASTE PIPE |
| WASH BASIN TO MT | 32ø WASTE PIPE |
| MT TO STACK | 100ø WASTE PIPE |

| PLUMBING LEGEND– | | | |
|---|---|---|---|
| S.NO. | ABBREVIATION | SYMBOL | DISCRIPTION |
| 1 | WP | | 100ø WASTE PIPE |
| 2 | WP | | 40/50ø WASTE PIPE |
| 3 | SP | | 100ø SOIL PIPE |
| 4 | SP | | 50ø SOIL PIPE |
| 5 | UT | | URINAL TRAP |
| 6 | FT | | FLOOR TRAP |
| 7 | FD | | FLOOR DRAIN |
| 8 | ARROW | | SLOPE ARROW |

CLUB SCHEDULE OF JOINERY

DOOR SCHEDULE

| ITEM NO | TAG | DETAILS | SIZE WIDTH | SIZE HEIGHT | LOCATION | FIRE RATING |
|---|---|---|---|---|---|---|
| 1 | MD1 | GLASS DOUBLE DOOR | 3500 | 2400 | MAIN ENTRY | |
| 2 | D2 | GLASS SLIDING DOOR | 3600 | 2400 | HALL ROOM & RESTAURANT | |
| 3 | D3 | PLUSH DOUBLE DOOR | 1200 | 2400 | HALL ROOM & RESTAURANT | |
| 4 | D4 | PLUSH DOUBLE DOOR | 1200 | 2400 | CORRIDOR & KITCHEN | |
| 5 | D5 | PLUSH DOOR SINGLE | 1000 | 2400 | TOILET, STORE & KITCHEN | |
| 7 | D6 | PLUSH DOOR SINGLE (PHYSICALLY CHALLENGED) | 1000 | 2400 | ACC. TOILETS | |
| 8 | D7 | M/S GLASS DOOR | 800 | 2400 | PHC's | |
| 9 | D8 | PLUSH DOOR SINGLE | 1000 | 2400 | STAIRCASE | |
| 10 | FD1 | FIRE RATED DOUBLE DOOR | 2000 | 2400 | FIRE TOWER | 2 HR |
| 11 | FD2 | FIRE RATED DOUBLE DOOR | 1400 | 2100 | ELECTRICAL SHAFT | 2 HR |
| 12 | FD3 | FIRE RATED DOUBLE DOOR | 1200 | 2400 | APARTMENT MAIN ENTRY | 1 HR |
| 13 | FD12 | FIRE RATED SINGLE DOOR | 1000 | 2400 | SERVICE SHAFT | 1 HR |
| 14 | FD13 | FIRE RATED DOUBLE DOOR | 1200 | 2400 | APARTMENT MAIN ENTRY | 1 HR |
| 15 | FD14 | FIRE RATED DOUBLE DOOR | 1000 | 2400 | UTILITY BALCONY | 1 HR |
| 16 | FD15 | FIRE RATED DOUBLE DOOR | 1200 | 2100 | LIFT SHAFT | 2 HR |
| 17 | FD16 | FIRE RATED SINGLE DOOR | 1000 | 2400 | REFUGE TERRACE | 2 HR |

WINDOW SCHEDULE

| ITEM NO | TAG | DETAILS | SIZE WIDTH | SIZE HEIGHT | LOCATION |
|---|---|---|---|---|---|
| 1 | W1 | FIXED GLASS | 1600 | 2000 | MAIN FOYER ATRIUM |
| 2 | W2 | ALUMINIUM GLASS SLIDING/FOLDING FRENCH DOOR | 2000 | 4000 | ENTRANCE LOBBY |
| 3 | W7 | FIXED GLASS WITH ALUMINIUM FRAMES | 2000 | 4000 | ENTRANCE LOBBY |
| 3 | W3 | ALUMINIUM GLASS SLIDING/FOLDING FRENCH DOOR | 3450 | 4000 | HALL ROOM & RESTAURANT |
| 4 | W7 | ALUMINIUM FIXED GLAZING | 3450 | 4000 | HALL ROOM & RESTAURANT |
| 4 | W4 | ALUMINIUM GLASS SLIDING/FOLDING FRENCH DOOR | 3300 | 4000 | HALL ROOM & RESTAURANT |
| 5 | W4 | FIXED GLASS WITH ALUMINIUM FRAMES | 3300 | 4000 | HALL ROOM & RESTAURANT |
| 5 | W5 | ALUMINIUM GLASS SLIDING/FOLDING FRENCH DOOR | 4000 | 4000 | HALL ROOM & RESTAURANT |
| 6 | W5 | FIXED GLASS WITH ALUMINIUM FRAMES | 4000 | 4000 | BADMINTON AREA/SQUASH |
| 6 | W6 | ALUMINIUM SYSTEM WINDOW SLIDING | 4000 | 4000 | BADMINTON AREA/SQUASH |
| 7 | W7 | FIXED GLASS WITH ALUMINIUM FRAMES | 2000 | 4000 | INDOOR/SQUASH/BADMINTON/VENDER |
| 1 | GL5 | FIXED ALUMINIUM GLAZING | 2300 | 4500 | GYM |
| 2 | GL6 | FIXED ALUMINIUM GLAZING | 4500 | 4500 | GYM |
| 3 | GL7 | FIXED ALUMINIUM GLAZING | 3650 | 4500 | GYM |

TRAVEL DISTANCE NOT TO BE MORE THAN 45M.
TD=TRAVEL DISTANCE

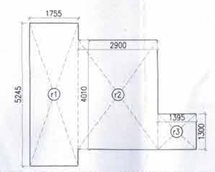


REFUGE (18TH, 27TH, 36TH) FLOOR PLAN TOWER-B

| REFUGE AREA CALCULATION-18TH,24TH,33RD,42ND FLOOS ---(TOWER - B) | | | | | | | | | |
|---|---|---|---|---|---|---|---|---|---|
| GROSS – A | | | | | | | | | |
| 12 | = | 1 | X | 7.755 | X | 5.345 | = | 8.205 | SQM |
| 12 | = | 1 | X | 7.550 | X | 5.810 | = | 11.928 | SQM |
| 12 | = | 1 | X | 1.395 | X | 1.200 | = | 1.674 | SQM |
| | | | | | | TOTAL | = | 22.647 | SQM |
| GROSS AREA OF TYPICAL FLOOR (TOWER -B) | = | 448.777 | SQM | | | | | | |
| GROSS AREA OF REFUGE FLOOR (TOWER - B) | = | 448.777 | SQM | | | | | | |
| TOTAL | | 897.554 | SQM | | | | | | |
| REFUGE AREA REQUIRED | = | 897.554X0.3/12.5 | = | ADDITIONAL SPACE TO ACCOMMODATE ONE WHEEL CHAIR SPACE | | | | | |
| | = | 21.541 | = | 0.9 | | | | | |
| | = | 22.647 | SQM | | | | | | |
| REFUGE AREA PROVIDED | = | 22.647 | SQM | | | | | | |

| DOOR SCHEDULE ( ALL DIMENSIONS ARE IN MM & ARE FROM FFL) | | | | | |
|---|---|---|---|---|---|
| SR NO | ROOM NAME | DOOR NAME | DESCRIPTION | OPENING SIZE (MM) | CILL(MM) | REMARKS |
| 01 | UNIT ENTRY | D1 | METAL FRAME & TIMBER DOOR | 1200 x 2400 | 0.00 | 1 HR FIRE RATED |
| 02 | BEDROOM | D2 | METAL FRAME & TIMBER DOOR | 1000 x 2400 | 0.00 | |
| 03 | TOILET /POWDER ROOM | D3 | METAL FRAME & TIMBER DOOR | 850 x 2400 | 0.00 | |
| 04 | STAIR ENTRY GL | D4 | METAL FRAME & TIMBER DOOR | 1200 x 2100 | 0.00 | |
| 05 | SERVICE ACCESS | D5 | METAL FRAME & TIMBER DOOR | 1000 x 2100 | 0.00 | |
| 06 | UTILITY ROOM | D6 | METAL FRAME & TIMBER DOOR | 850 x 2100 | 0.00 | |
| 07 | KITCHEN | D7 | METAL FRAME & TIMBER DOOR | 1000 x 2100 | 0.00 | |
| 08 | UTILITY TOILET | D0 | TIMBER DOOR | 650 x 2100 | 0.00 | |
| 09 | ENTRANCE LOBBY | GD1 | ALUMINIUM FRAME & GLASS | 1800 x 2400 | 0.00 | |
| 10 | FHC | D8 | | 900 x 2100 | 150 | |

| WINDOW SCHEDULE (ALL DIMENSIONS ARE IN MM & ARE FROM FFL) | | | | | | |
|---|---|---|---|---|---|---|
| SR NO | ROOM NAME | WINDOW NAME | DESCRIPTION | OPENING SIZE (MM) | CILL(MM) | REMARKS |
| 01 | TOILET/WC | W2 | ALUMIN. FRAME & GLASS | 800 x 600 | 1800 | |
| 02 | M BED ROOM | W10 | ALUMIN. FRAME & GLASS | 2700 x 1300 | 1100 | |
| 03 | BED ROOM | W11 | ALUMIN. FRAME & GLASS | 1250 x 1300 | 1100 | |
| 04 | KITCHEN | W13 | ALUMIN. FRAME & GLASS | 500 x 2400 | 300/1100 | |
| 05 | TOILET | W9 | ALUMIN. FRAME & GLASS | 600 x 1300 | 1100 | |
| 06 | MAIN ENTRANCE LOBBY | | ALUMIN. FRAME & GLASS | 800 x 3000 | 0.00 | |

Checked and found ok for Public Health (Internal) Service only subject to comments in in forwarding letter No. 183432 Dt. 24-08-23

Superintending Engineer (HQ) for Chief Engineer-II PHBPO, Chandigarh

Note :–

1. BUILDING WILL BE DESIGNED (STRUCTURES) AS PER RELEVENT IS CODES FOR EARTH QUAKE RESISTANCE.
2. BUILDING HAS AUTOMATIC SPRINKLER SYSTEM ON ALL FLOORS.
3. CLUB AND RETAIL ARE ARTIFICIALLY LIGHTED MECHANICALLY VENTILATED & AIRCONDITIONED WITH 100% POWER BACKUP.
4. TOILETS ARE ARTIFICIALLY LIGHTED, MECHANICALLY VENTILATED & HAVE 100% POWER BACKUP.(TOWER–A & B)

LEGEND: –

PROJECT:–

PROPOSED GROUP HOUSING COLONY UNDER TOD POLICY (MIX LAND USE 78% RESIDENTIAL + 22 % COMMERCIAL) ON AN AREA MEASURING 4.84375 ACRES (LICENCE NO.114 OF 2023 DATED 2/06/2023) IN SECTOR-62, GURUGRAM MANESAR URBAN COMPLEX BEING DEVELOPED BY MRS. NEERU DEVI W/O LATE SH. NARESH CHAND JAIN AND OTHER IN COLLABORATION WITH CONSCIENT INFRASTRUCTURE PVT LTD.

Associate Architects


RSMS ARCHITECTS

RSMS ARCHITECTS PVT. LTD.
69,Nora Niwas Bhawani Kunj
(Behind D2), Vasant Kunj,
New Delhi–110070.
Tel.: 011–26898616,26898617
www.rsms–arch.com


S.T.P.(HQ) Member B.P.A.C | S.T.P.(HQ) Member B.P.A.C | S.T.P.(G) Member B.P.A.C | C.A.T.P. B.P.A.C

Consultant Architect

ATP(HQ)

Ram Avtar Bassi
JD(HQ)

JD. | P.A. | A.T.P.

SANCTIONED
TO BE REF. WITH OFFICE MEMO NO.: 36752
DATED: 31-8-2023

ARCHITECT'S SEAL & SIGNATURE

OWNER'S SEAL & SIGNATURE

AUGUST.–2023.

Scale : 1:100

Drawing Title:–
4th TO 8th,10th to 17th,19th to 26th,25th to 35th 37th to 40th & 18th,27th,36th
FLOOR PLAN & TERRACE PLAN
(UNIT CARPET AND TYPICAL FLOOR GROSS AREA CALCULATION)
TOWER-B
TERRACE, ROOF PLAN (CLUB)

Drawing No:–
TB-C-03