4th to 6th Fly

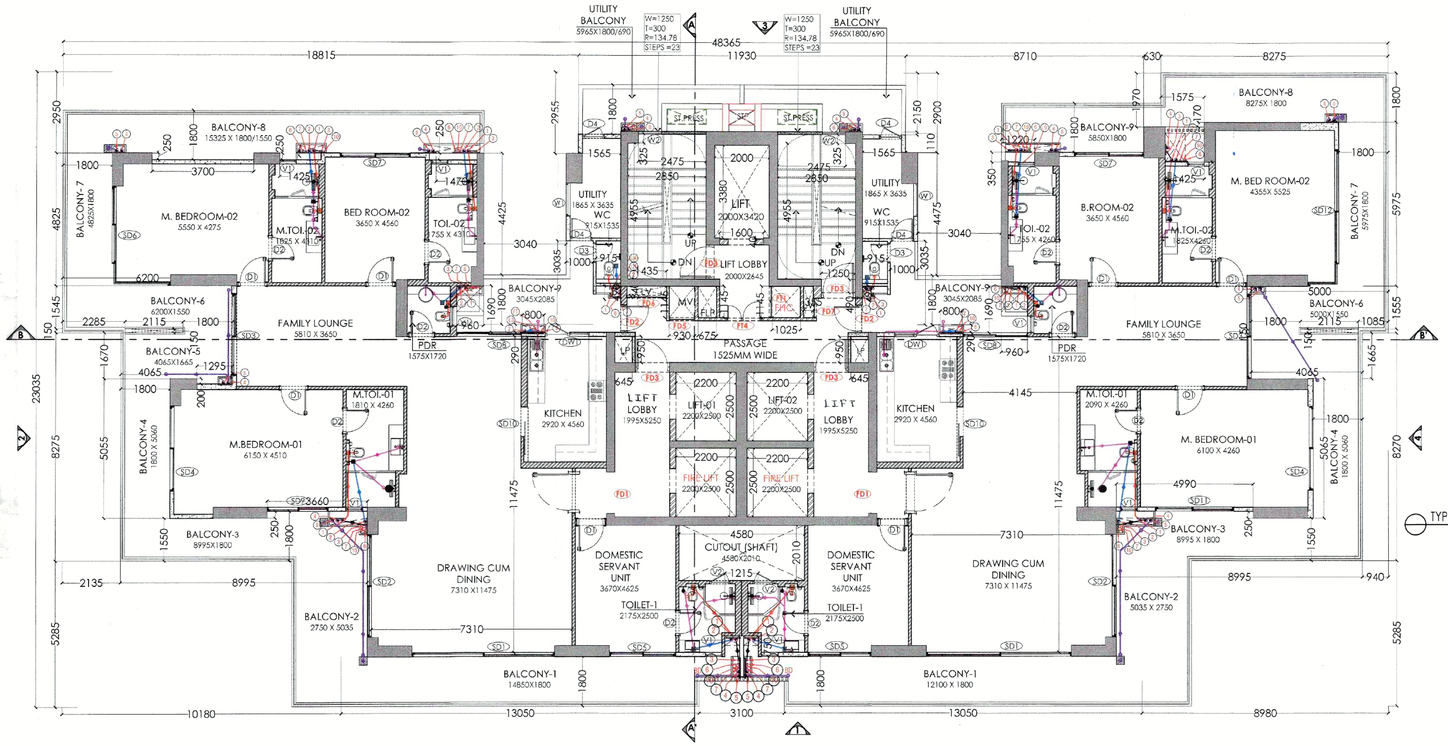

TYPICAL FLOOR PLAN
(FLOOR NO. 4TH TO 6TH FLOOR)

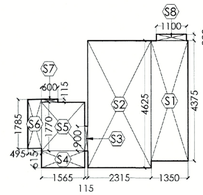

TYPICAL DOMESTIC SERVANT UNIT CARPET AREA DIAGRAM
SCALE-1:100

BLOCK-1 TYPICAL DOMESTIC SERVANT UNIT CARPET AREA				
S.NO.	LENGTH (L)	WIDTH (W)	NOS.	AREA (SQ M)
ADDITIONS				
S1	1.350	4.375	1	5.906
S2	2.315	4.625	1	10.707
S3	0.115	0.900	1	0.104
S4	1.565	0.615	1	0.962
S5	1.565	1.770	1	2.770
S6	0.495	1.785	1	0.884
S7	0.600	0.115	1	0.069
S8	1.100	0.230	1	0.253
TOTAL SERVICE UNIT CARPET AREA				21.655

BLOCK-1 LEVELS	
FLOOR NO.	FFL LEVEL (MM)
LEVEL AT 3RD FLOOR	13650
LEVEL AT 4TH FLOOR	16750
LEVEL AT 5TH FLOOR	19850
LEVEL AT 6TH FLOOR	22950
LEVEL AT 7TH FLOOR	26050
LEVEL AT 8TH FLOOR	29150
LEVEL AT 9TH FLOOR	32250
LEVEL AT 10TH FLOOR	35350
LEVEL AT 11TH FLOOR	38450
LEVEL AT 12TH FLOOR	41550
LEVEL AT 13TH FLOOR	44650
LEVEL AT 14TH FLOOR	47750
LEVEL AT 15TH FLOOR	50850
LEVEL AT 16TH FLOOR	53950
LEVEL AT 17TH FLOOR	57050
LEVEL AT 18TH FLOOR (REFUGE FLOOR)	60150
LEVEL AT 19TH FLOOR	63250
LEVEL AT 20TH FLOOR	66350
LEVEL AT 21ST FLOOR	69450
LEVEL AT 22ND FLOOR	72550
LEVEL AT 23RD FLOOR	75650
LEVEL AT 24TH FLOOR	78750
LEVEL AT 25TH FLOOR	81850
LEVEL AT 26TH FLOOR	84950
LEVEL AT 27TH FLOOR	88050
LEVEL AT 28TH FLOOR (REFUGE FLOOR)	91150
LEVEL AT 29TH FLOOR	94250
LEVEL AT 30TH FLOOR	97350
LEVEL AT 31ST FLOOR	100450
LEVEL AT 32ND FLOOR	103550
LEVEL AT 33RD FLOOR	106650
LEVEL AT 34TH FLOOR	109750
LEVEL AT 35TH FLOOR	112850
LEVEL AT 36TH FLOOR	115950
LEVEL AT 37TH FLOOR	119050
LEVEL AT 38TH FLOOR (REFUGE FLOOR)	121250
LEVEL AT 39TH FLOOR	125250
LEVEL AT 40TH FLOOR	128350
LEVEL AT 41ST FLOOR	131450

BLOCK-1 TYPICAL FLOOR FAR				
S.NO.	WIDTH(M)	LENGTH (M)	NOS.	AREA (SQ M)
ADDITIONS				
A	48.365	23.035	1	1114.088
			TOTAL ADDITIONS	1114.088
SUBTRACTIONS				
1	3.100	1.800	1	5.580
2	13.050	1.800	2	46.980
3	1.215	0.750	1	0.911
4	8.995	1.550	2	27.885
5	1.800	5.055	1	9.099
6	2.135	8.275	1	17.667
7	10.180	5.285	1	53.801
8	1.470	0.250	1	0.368
9	1.425	0.250	1	0.356
10	3.700	0.250	1	0.925
11	1.800	4.825	1	8.685
12	18.815	2.950	1	55.504
13	2.285	0.150	1	0.343
14	2.115	0.150	2	0.635
15	1.565	0.110	2	0.344
16	3.040	4.425	1	13.452
17	1.800	0.150	2	0.540
18	1.000	3.305	2	6.610
19	0.645	0.950	2	1.226
20	2.200	2.500	4	22.000
21	2.000	3.380	1	6.760
22	1.600	0.040	1	0.064
23	2.850	4.955	2	28.244
24	2.475	0.325	2	1.609
25	0.960	1.690	2	3.245
26	0.800	0.290	2	0.464
27	3.040	1.800	2	10.944
28	11.230	2.150	1	25.630
29	0.915	0.690	2	0.897
30	1.435	0.340	1	0.488
31	0.930	1.145	1	1.065
32	0.675	1.145	1	0.773
33	1.025	1.145	1	1.174
34	0.355	1.145	1	0.406
35	1.250	0.490	1	0.613
36	8.710	2.900	1	25.259
37	1.220	0.350	1	0.427
38	0.630	1.970	1	1.241
39	1.425	1.050	1	1.496
40	8.275	1.800	1	14.895
41	1.575	0.170	1	0.268
42	4.580	2.010	1	9.206
43	5.000	1.555	1	7.775
44	1.085	0.155	1	0.168
45	4.065	1.665	1	6.768
46	1.800	5.065	1	9.117
47	0.940	8.270	1	7.774
48	4.990	0.250	1	1.248
49	8.980	5.285	1	47.459
50	3.660	0.250	1	0.915
51	1.295	0.200	1	0.259
52	1.800	5.975	1	10.755
53	6.200	1.545	1	9.579
54	4.065	1.670	1	6.789
55	3.040	4.475	1	13.604
			TOTAL SUBTRACTIONS	530.305
			TOTAL FAR ON TYPICAL FLOOR	583.783

BLOCK-1 TYPICAL FLOOR STAIRCASE NON FAR AREA				
S.NO.	LENGTH (L)	WIDTH (W)	NOS.	AREA (SQ M)
ADDITIONS				
23.000	2.850	4.955	2	28.244
24.000	2.475	0.325	2	1.609
35.000	1.250	0.490	1	0.613
TOTAL ADDITION OF STAIRCASE NON FAR AREA				30.465

TOTAL FAR ON TYPICAL FLOOR	583.783
TOTAL STAIRCASE / NON FAR AREA	30.465
TOTAL TYPICAL FLOOR BUA AREA	614.247

NOTES:
REFER DRAWING NO. GP-AR-201 FOR ELEVATIONS
REFER DRAWING NO. GP-AR-301 FOR SECTIONS

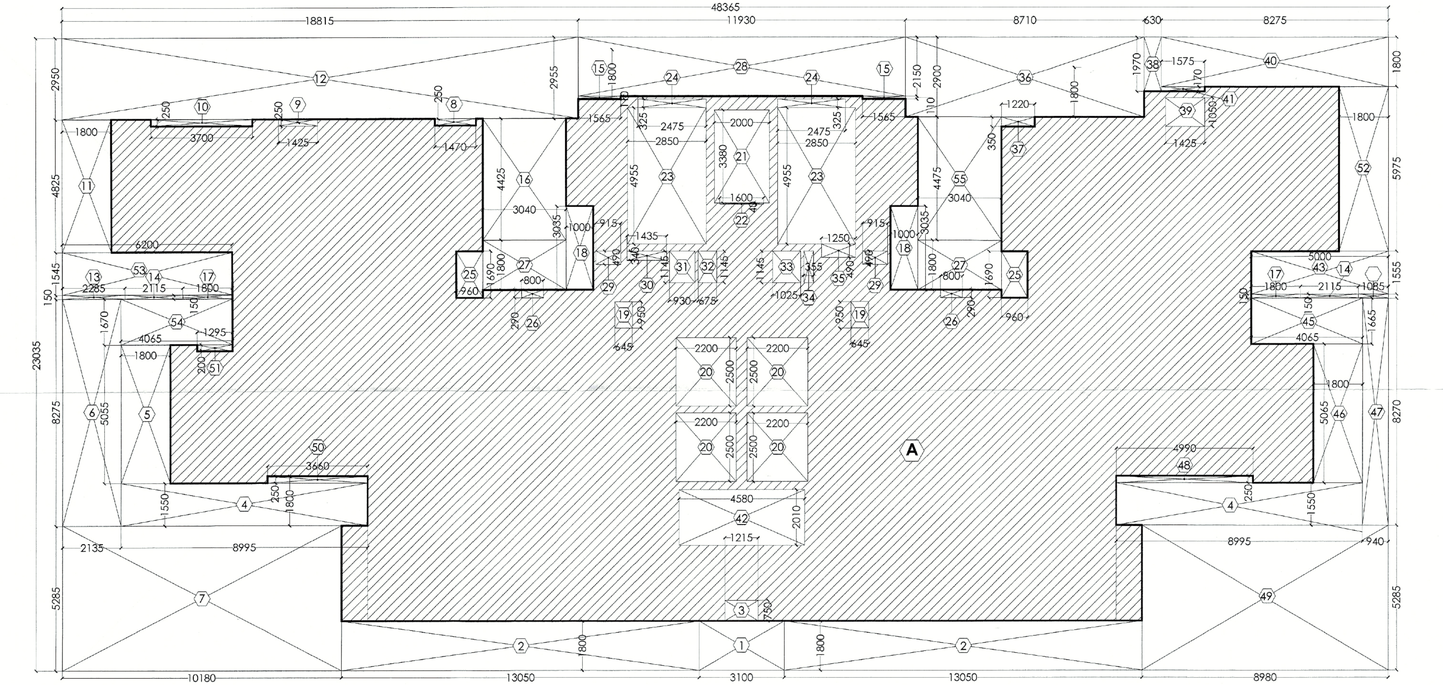

AREA DIAGRAM
(FLOOR NO. 4TH TO 6TH FLOOR)

PLUMBING NOTES:-

1. WASH BASIN TO FLOOR TRAP (FT) 40 OD uPVC PIPE.
2. KITCHEN SINK TO FLOOR DRAIN (FD) 63 OD uPVC WASTE PIPE.
3. FLOOR DRAIN (FD) TO FLOOR TRAP (FT) 63 OD uPVC WASTE PIPE.
4. 110 OD uPVC PIPE USED FOR SOIL & WASTE.
5. 110 OD uPVC PIPE USED FOR TERRACE RAIN WATER
6. 110 OD uPVC PIPE USED FOR BALCONY.

SCHEDULE OF PIPES :-

LEGEND	DESCRIPTION
1	110 OD uPVC SOIL PIPE & VENT PIPE
2	110 OD uPVC WASTE PIPE & VENT PIPE
2a	110 OD uPVC WASTE PIPE FOR KITCHEN & UTILITY BALCONY
3	75 OD uPVC ANTI-SYPHONAGE PIPE
4	110 OD uPVC TERRACE RAIN WATER PIPE
5	110 OD uPVC BALCONY RAIN WATER PIPE
6	DOMESTIC WATER SUPPLY D/N TAKE PIPE *
7	FLUSHING WATER SUPPLY D/N TAKE PIPE *
8	DOMESTIC WATER SUPPLY RISER *
9	FLUSHING WATER SUPPLY RISER *
10	DOMESTIC WATER SUPPLY D/N TAKE PIPE FROM TOP 4TH FLOOR

Checked and found ok for Public Health (Internal) Service only subject to comments in in forwarding letter No. 73658 ...Dt. 26/10/2023
DTP (HQ)

S.T.P (HQ) Member Secretary B.P.A.C. | S.T.P (G) Member B.P.A.C. | CTP (Hr.) Chairman B.P.A.C.

Consultant Architect

ATP (HQ)

Ram Avtar Bassi
JD(HQ)

JD. P.A. A.T.P.

SANCTIONED
TO BE READ WITH THIS OFFICE
MEMO NO: ZP-1835/JD(RA)/2024/1287
DATED: 11-01-2024

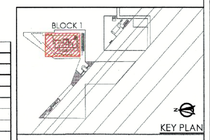

DDT (HQ)
Member
BPAC

NOTES:-
1. VRV System is being provided.
2. Full DG power back up is being provided.
3. Toilets are mechanical ventilated.
4. All lifts shall have 100% power back-up.
5. All electrical installations shall be as per provision of nbc.
6. Fire-fighting/safety provisions will be as per relevant nbc provisions.
7. Basement area shall have mechanically ventilated as per relevant code.
8. All toilets are ventilated as per haryana building code 2017.
9. Building has automatic sprinkler system wherever required by nbc.
10. Building will be designed (structures) as per relevant i.s. codes for earthquake resistance.
11. Solar panels of required capacity shall be provided on roof top as per hareda/zoning norms.
12. All handicap ramps with railing.
13. All du's have 1 hour fire rated entrance door.
14. All fire fighting installations shall be as per provision of nbc.
15. The rainwater harvesting system shall be provided as per central ground water auth. norms.

LANDSCAPE :
ORACLES
LANDSCAPE DESIGN, PLANNING & CONSERVATION
G 98, Kailash, New Delhi 110 019
+91 11 2648 1630 | +91 9560005480
Email: suneet@oraclelandscape.in
Web: www.oraclelandscape.in/oracles-profile.pdf

STRUCTURAL CONSULTANT :
PERCEPTIVE IDEAS
CONSULTING ENGINEERS
C-486, GROUND FLOOR,
C.R. PARK, NEW DELHI - 110019
P:011-40455638/39 E:info@perceptiveideas.org
PERCEPTIVE IDEAS CONSULTING ENGINEERS PVT. LTD.

MEP:
PARADISE CONSULTANTS
PLOT NO. 129, POCKET-2, BASEMENT
JASOLA VIHAR, NEW DELHI-110025
PH : 011- 46132800, 41030619
E-mail: mep@paradiseconsultants.com

ARCHITECTS: ARCOP
Arcop Associates Pvt. Ltd.
Plot- 36b, Sec-32, Gurgaon-122001
Ph.: 26242050, 26242169

PROJECT TITLE:
PROPOSED BUILDING PLANS OF GROUP HOUSING COLONY OVER AN AREA MEASURING 4.5875 ACRES(LICENCE NO.75 OF 2022 DATED 15.06.2022) FALLING IN THE REVENUE ESTATE OF VILLAGE. GWAL PAHARI, SECTOR-2, GWAL PAHARI, GURUGRAM BEING DEVELOPED BY KVELL INFRASTRUCTURE LLP.

ARCHITECT'S SIGNATURE
Ashu, Architect
Council of Architecture
Registration No.: CA/2000/40332

CLIENT'S SIGNATURE
KVELL INFRASTRUCTURE LLP
Auth. Sign./Designated Partner

DRAWING TITLE
4th to 6th FLOOR PLAN WITH AREA

Job No.		Drawing No.
Drawn RISHIKA	Checked ASHU	GP-AR-TY-14.1
Date 06-10-2023	Scale 1:100	Revisions