3RD FLOOR

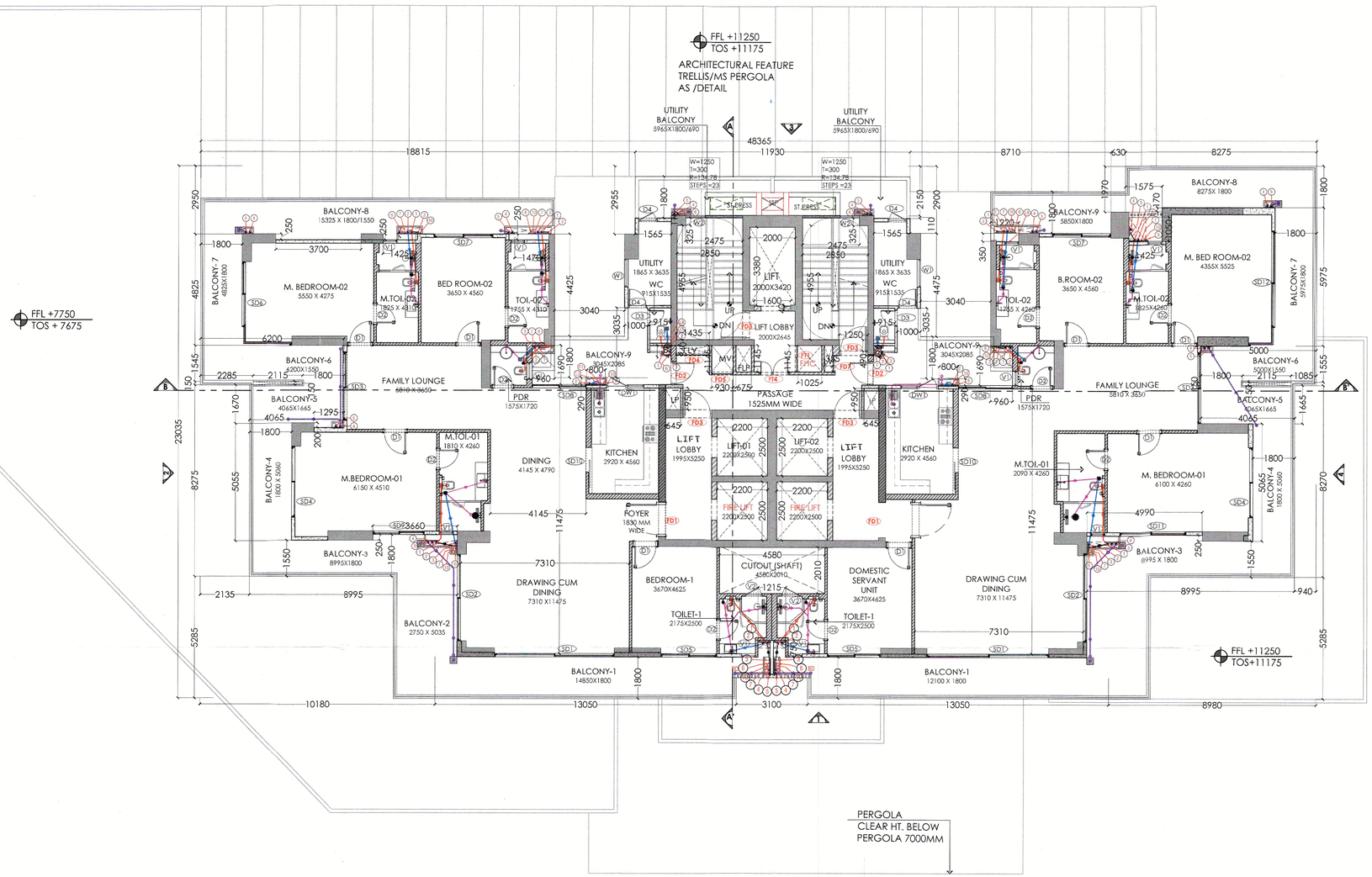

3RD FLOOR PLAN (LVL+13650)

SCALE-1:100

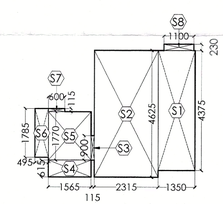

TYPICAL DOMESTIC SERVANT UNIT CARPET AREA DIAGRAM

SCALE-1:100

BLOCK-1 TYPICAL DOMESTIC SERVANT UNIT CARPET AREA				
S.NO.	LENGTH (L)	WIDTH (W)	NOS.	AREA (SQ M)
ADDITIONS				
S1	1.350	4.375	1	5.906
S2	2.315	4.625	1	10.707
S3	0.115	0.900	1	0.104
S4	1.565	0.615	1	0.962
S5	1.565	1.770	1	2.770
S6	0.495	1.785	1	0.884
S7	0.600	0.115	1	0.069
S8	1.100	0.230	1	0.253
TOTAL SERVICE UNIT CARPET AREA				21.655

PLUMBING NOTES:-

1. WASH BASIN TO FLOOR TRAP (FT) 40 OD uPVC PIPE.
2. KITCHEN SINK TO FLOOR DRAIN (FD) 63 OD uPVC WASTE PIPE.
3. FLOOR DRAIN (FD) TO FLOOR TRAP (FT) 63 OD uPVC WASTE PIPE.
4. 110 OD uPVC PIPE USED FOR SOIL & WASTE.
5. 110 OD uPVC PIPE USED FOR TERRACE RAIN WATER.
6. 110 OD uPVC PIPE USED FOR BALCONY.

SCHEDULE OF PIPES :-

LEGEND	DESCRIPTION
1	110 OD uPVC SOIL PIPE & VENT PIPE
2	110 OD uPVC WASTE PIPE & VENT PIPE
2a	110 OD uPVC WASTE PIPE FOR KITCHEN & UTILEY BALCONY
3	75 OD uPVC ANTI-SYPHONAGE PIPE.
4	110 OD uPVC TERRACE RAIN WATER PIPE
5	110 OD uPVC BALCONY RAIN WATER PIPE
6	DOMESTIC WATER SUPPLY D/N TAKE PIPE *
7	FLUSHING WATER SUPPLY D/N TAKE PIPE *
8	DOMESTIC WATER SUPPLY RISER *
9	FLUSHING WATER SUPPLY RISER *
10	DOMESTIC WATER SUPPLY D/N TAKE PIPE FOR TOP 4TH FLOOR

Checked and found ok for Public Health (Internal) Service only subject to comments in in forwarding letter No 250638 Dt 26/10/2023 DTP (HQ)

S.T.P (HQ) Member Secretary B.P.A.C. | S.T.P (G) Member B.P.A.C. | C.T.P (Hr.) Chairman B.P.A.C.

Executive Engineer (HQ) for Chief Engineer-I HSVP, Panchkula

Consultant Architect ATP (HQ)

Ram Avtar Bassi JD(HQ)

JD. P.A. A.T.P.

SANCTIONED
TO BE READ WITH THIS OFFICE
MEMO NO. 20-487/TP(HQ)/2024/1382
DATED: 11-01-2024

DTP(HQ) Member EPAC

15/41

DOOR/WINDOW SCHEDULE (TYPICAL FLOOR)					
S.NO.	DOOR TAG	WIDTH	LINTEL	CILL	LOCATION
DOORS					
1	D1	1050	2350	0	BEDROOMS
2	D2	900	2350	0	TOILETS
3	D3	700	2350	0	STAFF TOILET
4	D4	800	2350	0	STAFF ROOM
5	DW 1	1625	2350	0/1100	KITCHEN
6	SD1	5200	2350	0	DRAWING ROOM
7	SD2	3785	2350	0	DRAWING ROOM
8	SD3	3250	2350	0	FAMILY LOUNGE
9	SD4	3075	2350	0	M.BEDROOM-1
10	SD5	2400	2350	0	BEDROOM-1
11	SD6	3625/2135	2350	0	M.BEDROOM-2
12	SD7	2550	2350	0	BEDROOM-02
13	SD8	2340	2350	0	DINING AREA
14	SD9	2200	2350	0	M.BEDROOM-1
15	SD10	1075	2350	0	KITCHEN
16	SD11	2850	2350	0	M.BEDROOM-1
17	SD12	4970/1145	2350	0	M.BEDROOM-2
WINDOW					
1	W1	1200	2350	1100	STAFF ROOM
2	W2	1200	2350		STAIRCASE
3	V1	600	2350	1100	TOILETS
4	V2	750	2350	1100	TOILET
FIRE DOORS					
1	FD1	1800	2350	0	MAIN DOOR
2	FD2	1000	2350	0	STAFF ENTRY
3	FD3	1250	2350	0	LIFT & STAIRCASE LOBBY
4	FD4	1250	2350	0	LIFT & STAIRCASE LOBBY
5	FD5	930	2350	1100	M/V SHAFT
6	FD6	1435	2350	1100	SHAFT
7	FD7	660	2350	1100	LV SHAFT
8	FT1	1145	2350	1100	FHC SHAFT

BLOCK-1 THIRD FLOOR FAR				
S.NO.	WIDTH(M)	LENGTH (M)	NOS.	AREA (SQ M)
ADDITIONS				
A	48.365	23.035	1	1114.088
TOTAL ADDITIONS				1114.088
SUBTRACTIONS				
1	3.100	1.800	1	5.580
2	13.050	1.800	2	46.980
3	1.215	0.750	1	0.911
4	8.995	1.550	2	27.885
5	1.800	5.055	1	9.099
6	2.135	8.275	1	17.667
7	10.180	5.285	1	53.801
8	1.470	0.250	1	0.368
9	1.425	0.250	1	0.356
10	3.700	0.250	1	0.925
11	1.800	4.825	1	8.685
12	18.815	2.950	1	55.504
13	2.285	0.150	1	0.343
14	2.115	0.150	2	0.635
15	1.565	0.110	2	0.344
16	3.040	4.425	1	13.452
17	1.800	0.150	2	0.540
18	1.000	3.305	2	6.610
19	0.645	0.950	2	1.226
20	2.200	2.500	4	22.000
21	2.000	3.380	1	6.760
22	1.600	0.040	1	0.064
23	2.850	4.955	2	28.244
24	2.475	0.325	2	1.609
25	0.960	1.690	2	3.245
26	0.800	0.290	2	0.464
27	3.040	1.800	2	10.944
28	11.930	2.150	1	25.650
29	0.915	0.490	2	0.897
30	1.435	0.340	1	0.488
31	0.930	1.145	1	1.065
32	0.675	1.145	1	0.773
33	1.025	1.145	1	1.174
34	0.355	1.145	1	0.406
35	1.250	0.490	1	0.613
36	8.710	2.900	1	25.259
37	1.220	0.350	1	0.427
38	0.630	1.970	1	1.241
39	1.425	1.050	1	1.496
40	8.275	1.800	1	14.895
41	1.575	0.170	1	0.268
42	4.580	2.010	1	9.206
43	5.000	1.555	1	7.775
44	1.085	0.155	1	0.168
45	4.065	1.665	1	6.768
46	1.800	5.065	1	9.117
47	0.940	8.270	1	7.774
48	4.990	0.250	1	1.248
49	8.990	5.285	1	47.459
50	3.660	0.250	1	0.915
51	1.295	0.200	1	0.259
52	1.800	5.975	1	10.755
53	6.200	1.545	1	9.579
54	4.065	1.670	1	6.789
55	3.040	4.475	1	13.604
TOTAL SUBTRACTIONS				530.305
TOTAL FAR ON THIRD FLOOR				583.783

BLOCK-1 THIRD FLOOR STAIRCASE NON FAR AREA				
S.NO.	LENGTH (L)	WIDTH (W)	NOS.	AREA (SQ M)
ADDITIONS				
23.000	2.850	4.955	2	28.244
24.000	2.475	0.325	2	1.609
35.000	1.250	0.490	1	0.613
TOTAL ADDITION OF STAIRCASE NON FAR AREA				30.465

TOTAL FAR ON TYPICAL FLOOR	583.783
TOTAL STAIRCASE / NON FAR AREA	30.465
TOTAL THIRD FLOOR BUA AREA	614.247

NOTES:
REFER DRAWING NO. GP-AR-201 FOR ELEVATIONS
REFER DRAWING NO. GP-AR-301 FOR SECTIONS

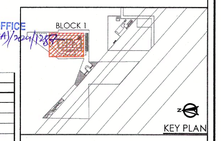

NOTES:-

1. VRV System is being provided.
2. Full DG power back up is being provided.
3. Toilets are mechanical ventilated.
4. All lifts shall have 100% power back-up.
5. All electrical installations shall be as per provision of nbc.
6. Fire-fighting/safety provisions will be as per relevant nbc provisions.
7. Basement area shall have mechanically ventilated as per relevant code.
8. All toilets are ventilated as per haryana building code 2017.
9. Building has automatic sprinkler system wherever required by nbc.
10. Building will be designed (structures) as per relevant i.s. codes for earthquake resistance.
11. Solar panels of required capacity shall be provided on roof top as per harera/zoning norms.
12. All handicap ramps with railing.
13. All du's have 1 hour fire rated entrance door.
14. All fire fighting installations shall be as per provision of nbc.
15. The rainwater harvesting system shall be provided as per central ground water auth.norms.

LANDSCAPE :

ORACLES
LANDSCAPE DESIGN, PLANNING & CONSERVATION
G 98, Kalkaji, New Delhi 110 019
+91 11 2648 1630 | +91 9560005480

Email: suneet@oracleslandscape.in
Web: www.oracleslandscape.in/oracles-profile.pdf

STRUCTURAL CONSULTANT :

PERCEPTIVE IDEAS CONSULTING ENGINEERS
C-486, GROUND FLOOR,
C.R. PARK, NEW DELHI - 110019
P:011-40455638/39 E:info@perceptiveideas.org
PERCEPTIVE IDEAS CONSULTING ENGINEERS PVT. LTD.

MEP:

PARADISE CONSULTANTS
PLOT NO. 129, POCKET-2, BASEMENT
JASOLA VIHAR, NEW DELHI-110025
PH : 011- 46132800, 41030619
E-mail: mep@paradiseconsultants.com

ARCHITECTS: ARCOP

Arcop Associates Pvt. Ltd.
Plot- 36b, Sec-32, Gurgaon-122001
Ph.: 26242060, 26242169

PROJECT TITLE:
PROPOSED BUILDING PLANS OF GROUP HOUSING COLONY OVER AN AREA MEASURING 4.5875 ACRES(LICENCE NO.75 OF 2022 DATED 15.06.2022) FALLING IN THE REVENUE ESTATE OF VILLAGE, GWAL PAHARI, SECTOR-2, GWAL PAHARI, GURUGRAM BEING DEVELOPED BY KVELL INFRASTRUCTURE LLP.

ARCHITECT'S SIGNATURE
Ashu, Architect
Council of Architecture
Registration No.: CA/2007/40332

CLIENT'S SIGNATURE
KVELL INFRASTRUCTURE LLP
Auth. Sign./Designated Partner

DRAWING TITLE
3RD FLOOR PLAN

Job No.	Drawing No. GP-AR-TY-013
Drawn RISHIKA / Checked ASHU	
Date 06-10-2023 / Scale 1:100	Revisions