

PLOT NO.38 & 55
GROUND COVERAGE /
GROUND FLOOR FAR AREA/
BASEMENT AREA PLAN



PLOT NO.39 -54
GROUND COVERAGE /
GROUND FLOOR FAR AREA/
BASEMENT AREA PLAN

PLOT NO.38 _AREA DETAIL SUMMARY (sq.mt.)	
PLOT AREA	126.850
PERM. F.A.R.	543.643
PROPOSED F.A.R.	529.118
BALANCED F.A.R.	14.525
GROUND COVERAGE	126.850

FLOORS	F.A.R.	NON F.A.R.
BASEMENT		126.850
GROUND FLOOR	126.850	
1st FLOOR	100.567	26.283
2rd FLOOR	100.567	26.283
3rd FLOOR	100.567	26.283
4th FLOOR	100.567	26.283
TERRACE (MUMTY+LIFT)		40.710
TOTAL	529.118	272.692

PLOT NO.38 _FAR AREA DETAIL

GROUND COVERAGE & GROUND FLOOR FAR (SQ.MT)

ITEM	WIDTH	X	LENGTH	X	FACTOR	X	NOS	AREA
X*Y=Z	5.900	X	21.500	X	1	X	1	126.850
TOTAL BUIL UP AREA (Z)								126.850
TOTAL GROUND COVERAGE & GROUND FLOOR FAR AREA								126.850

TYPICAL FLOOR (1st,2nd,3rd,4th) AREA DETAIL IN FAR

ITEM	WIDTH	X	LENGTH	X	FACTOR	X	NOS	AREA
X*Y=Z	5.900	X	21.500	X	1	X	1	126.850
TOTAL AREA (Z)								126.850

DEDUCTIONS (D)

ITEM	WIDTH	X	LENGTH	X	FACTOR	X	NOS	AREA
D1	5.600	X	3.900	X	1	X	1	21.840
D2	1.600	X	1.600	X	1	X	1	2.560
D3	0.530	X	1.000	X	1	X	1	0.530
D4	0.970	X	0.900	X	1	X	1	0.873
D5	0.400	X	0.600	X	1	X	2	0.480
TOTAL DEDUCTION AREA (D) =								26.283
TOTAL (Z -D) = TYPICAL FLOOR FAR AFEA								100.567
TOTAL TYPICAL FLOOR FAR AREA =								100.567

MUMTY + LIFT AREA

ITEM	WIDTH	X	LENGTH	X	FACTOR	X	NOS	AREA
A	5.900	X	6.900	X	1	X	1	40.710
TOTAL AREA =								40.710
TOTAL MUMTY LIFT NON FAR AREA =								40.710

BASEMENT AREA

ITEM	WIDTH	X	LENGTH	X	FACTOR	X	NOS	AREA
X*Y	5.900	X	21.500	X	1	X	1	126.850
TOTAL AREA =								126.850
TOTAL BASEMENT NON FAR AREA =								126.850

PLOT NO.39-54_AREA DETAIL SUMMARY (sq.mt.)	
PLOT AREA	124.700
PERM. F.A.R.	534.429
PROPOSED F.A.R.	518.368
BALANCED F.A.R.	16.061
GROUND COVERAGE	124.700

FLOORS	F.A.R.	NON F.A.R.
BASEMENT		124.700
GROUND FLOOR	124.700	
1st FLOOR	98.417	26.283
2rd FLOOR	98.417	26.283
3rd FLOOR	98.417	26.283
4th FLOOR	98.417	26.283
TERRACE (MUMTY+LIFT)		40.020
TOTAL	518.368	269.852

PLOT NO.39-54_FAR AREA DETAIL

GROUND COVERAGE & GROUND FLOOR FAR (SQ.MT)

ITEM	WIDTH	X	LENGTH	X	FACTOR	X	NOS	AREA
X*Y=Z	5.800	X	21.500	X	1	X	1	124.700
TOTAL BUIL UP AREA (Z)								124.700
TOTAL GROUND COVERAGE & GROUND FLOOR FAR AREA								124.700

TYPICAL FLOOR (1st,2nd,3rd,4th) AREA DETAIL IN FAR

ITEM	WIDTH	X	LENGTH	X	FACTOR	X	NOS	AREA
X*Y=Z	5.800	X	21.500	X	1	X	1	124.700
TOTAL AREA (Z)								124.700

DEDUCTIONS (D)

ITEM	WIDTH	X	LENGTH	X	FACTOR	X	NOS	AREA
D1	5.600	X	3.900	X	1	X	1	21.840
D2	1.600	X	1.600	X	1	X	1	2.560
D3	0.530	X	1.000	X	1	X	1	0.530
D4	0.970	X	0.900	X	1	X	1	0.873
D5	0.400	X	0.600	X	1	X	2	0.480
TOTAL DEDUCTION AREA (D) =								26.283
TOTAL (Z -D) = TYPICAL FLOOR FAR AREA								98.417
TOTAL TYPICAL FLOOR FAR AREA =								98.417

MUMTY + LIFT AREA

ITEM	WIDTH	X	LENGTH	X	FACTOR	X	NOS	AREA
A	5.800	X	6.900	X	1	X	1	40.020
TOTAL AREA =								40.020
TOTAL MUMTY LIFT NON FAR AREA =								40.020

BASEMENT AREA

ITEM	WIDTH	X	LENGTH	X	FACTOR	X	NOS	AREA
X*Y	5.800	X	21.500	X	1	X	1	124.700
TOTAL AREA =								124.700
TOTAL BASEMENT NON FAR AREA =								124.700

PLOT NO.55_AREA DETAIL SUMMARY (sq.mt.)	
PLOT AREA	126.850
PERM. F.A.R.	543.643
PROPOSED F.A.R.	503.910
BALANCED F.A.R.	39.733
GROUND COVERAGE	126.850

FLOORS	F.A.R.	NON F.A.R.
BASEMENT		126.850
GROUND FLOOR	126.850	
1st FLOOR	94.265	32.585
2rd FLOOR	94.265	32.585
3rd FLOOR	94.265	32.585
4th FLOOR	94.265	32.585
TERRACE (MUMTY+LIFT)		53.100
TOTAL	503.910	310.290

GROUND COVERAGE & GROUND FLOOR FAR (SQ.MT)

ITEM	WIDTH	X	LENGTH	X	FACTOR	X	NOS	AREA
X*Y=Z	5.900	X	21.500	X	1	X	1	126.850
TOTAL BUIL UP AREA (Z)								126.850
TOTAL GROUND COVERAGE & GROUND FLOOR FAR AREA								126.850

TYPICAL FLOOR (1st,2nd,3rd,4th) AREA DETAIL IN FAR

ITEM	WIDTH	X	LENGTH	X	FACTOR	X	NOS	AREA
X*Y=Z	5.900	X	21.500	X	1	X	1	126.850
TOTAL AREA (Z)								126.850

DEDUCTIONS (D)

ITEM	WIDTH	X	LENGTH	X	FACTOR	X	NOS	AREA
D1	5.600	X	3.900	X	1	X	1	21.840
D2	2.500	X	2.700	X	1	X	1	6.750
D3	0.700	X	1.000	X	1	X	1	0.700
D4	0.700	X	0.300	X	1	X	1	0.210
D5	1.600	X	1.600	X	1	X	1	2.560
D6	0.300	X	0.500	X	1	X	1	0.150
D8	0.750	X	0.500	X	1	X	1	0.375
TOTAL DEDUCTION AREA (D) =								32.585
TOTAL (Z -D) = TYPICAL FLOOR FAR AREA								94.265
TOTAL TYPICAL FLOOR FAR AREA =								94.265

MUMTY + LIFT AREA

ITEM	WIDTH	X	LENGTH	X	FACTOR	X	NOS	AREA
A	5.900	X	9.000	X	1	X	1	53.100
TOTAL AREA =								53.100
TOTAL MUMTY LIFT NON FAR AREA =								53.100

BASEMENT AREA

ITEM	WIDTH	X	LENGTH	X	FACTOR	X	NOS	AREA
X*Y	5.900	X	21.500	X	1	X	1	126.850
TOTAL AREA =								126.850
TOTAL BASEMENT NON FAR AREA =								126.850



PLOT NO. 38
TYPICAL 1st,2nd,3rd & 4th
FLOOR AREA PLAN



PLOT NO.39 -54
TYPICAL 1st,2nd,3rd & 4th
FLOOR AREA PLAN

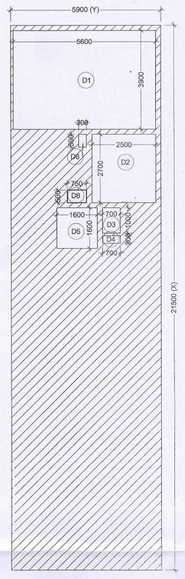

PLOT NO.55
TYPICAL 1st,2nd,3rd & 4th
FLOOR AREA PLAN

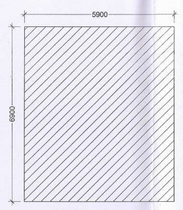

PLOT NO. 38
MUMTY AREA PLAN



PLOT NO.39 -54
MUMTY AREA PLAN



PLOT NO.55
MUMTY AREA PLAN

Deg No- DTCP 9603-XVI Dated 09-10-2023.

(RAM AVTAR BASSI) ID (HQ)	(SANJAY NARULA) ATP (HQ)	(ASHISH SHARMA) DTP (HQ)	(HITESH SHARMA) STP (HQ)	(P.K. SINGH) CTP (HR)	(T.L. SATYAPRAKASH, IAS) DG,TCP (HR)

KEY PLAN

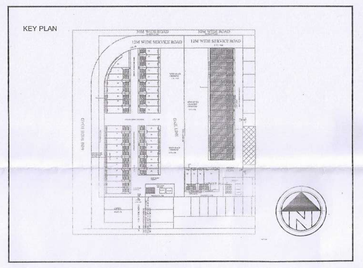

PRINCIPAL ARCHITECT:

ACPL
ISO 9001:2015
Architecture Management Planning

ACPL Design Ltd
E-24 South Extension - II: +91 11 24622195
New Delhi 110049, India +91 11 24646709
www.acplonline.com
E: contact@acplonline.com; +91 11 24634069

CLIENT:-

ST. PATRICKS REALTY PRIVATE LIMITED
Office:- The Mediar, Central Park Resort,
Sector-48, Gurugram, Haryana - 122018

DOTP(HQ)
Member
BPAC

PROJECT:-

PROPOSED STANDARD PLAN OF COMMERCIAL PLOTTED COLONY OVER AN AREA MEASURING 2.965 + 2.035 = 5.0 ACRES (LICENCE NUMBER 62 OF 2023 DATED 27.03.2023 & 63 OF 2023 DATED 27.03.2023) FALLING IN THE REVENUE ESTATE OF VILLAGE DHUNELA SECTOR-32, SOHNA, DISTT. GURUGRAM, HARYANA.

For St. Patricks Realty Pvt. Ltd.
Authorised Signatory
OWNER'S/AUTHORIZED SIGN.

SUMEET SHANGARI
ARCHITECT
CoA/A/1721
ARCHITECT'S SIGN.

DRAWING TITLE:
STANDARD PLAN SUBMISSION
PLOT NO.-38-55
AREA DETAILS

DRAWING NO. 15

SCALE : 1 : 100