



INDEPENDENT AUDITORS' REPORT

To
The Members of
TODAY HOMES AND INFRASTRUCTURE PRIVATE LIMITED

Report on the Standalone Ind AS Financial Statements

1. We have audited the accompanying standalone Ind AS financial statements of **TODAY HOMES AND INFRASTRUCTURE PRIVATE LIMITED** ("the Company"), which comprises the Balance Sheet as at March 31, 2017, Statement of Profit & Loss Account including other comprehensive income, cash flow statement for the year then ended, and the statement of changes in equity and a summary of significant accounting policies and other explanatory information. (herein after referred to as standalone Ind AS financial statements).

Management's Responsibility for the standalone Financial Statements

2. The company's Board of Directors is responsible for the matters stated in Section 134(5) of the companies act 2013 ("the Act") with respect to the preparation & presentation of these standalone Ind AS financial statements that give a true & fair view of the financial position, financial performance and cash flow of the company in accordance with the accounting principles generally accepted in India, including the indian accounting standards (Ind AS) specified under section 133 of the Act, read with Rule 7 of the companies (Accounts) Rules, 2014. This responsibility also includes maintenance of adequate accounting records in accordance with the provisions of the Act for safeguarding the assets of the company and for preventing & detecting frauds & others irregularities; selection & application of appropriate accounting policies; making judgments & estimates that are reasonable & prudent; and design, implementation and maintenance of adequate internal financial controls, that were operating effectively for ensuring the accuracy & completeness of the accounting records, relevant to the preparation & presentation of the standalone Ind AS financial statements that give a true & fair view and are free from material misstatement, whether due to fraud or error.

Auditors' Responsibility

3. Our responsibility is to express an opinion on these standalone Ind AS financial statements based on our audit.

We have taken into account the provisions of the Act, the accounting & auditing standards and matters which are required to be included in the audit report under the provisions of the Act and the rules made there under.

We conducted our audit in accordance with the Standards on Auditing specified under section 143(10) of the Act. Those Standards require that we comply with ethical requirements and plan and perform the audit to obtain reasonable assurance about whether the financial statements are free from material misstatement.

An audit involves performing procedures to obtain audit evidence about the amounts and disclosures in the standalone Ind AS financial statements. The procedures selected depend on the auditor's judgment, including the assessment of the risks of material misstatement of the financial



statements, whether due to fraud or error. In making those risk assessments the auditor considers internal financial control relevant to the Company's preparation of the standalone Ind AS financial statements that give a true & fair view in order to design audit procedure that are appropriate in the circumstances, but not for the purpose of expressing an opinion on whether the company has in place an adequate internal financial control system over financial reporting and the operating effectiveness of such controls. An audit also includes evaluating the appropriateness of accounting policies used and the reasonableness of the accounting estimates made by management, as well as evaluating the overall presentation of the financial statements.

We believe that the audit evidence we have obtained is sufficient and appropriate to provide a basis for our audit opinion on the standalone Ind AS financial statements.

Opinion

4. In our opinion and to the best of our information and according to the explanations given to us, the aforesaid standalone Ind AS financial statements give the information required by the Act in the manner so required and give a true and fair view in conformity with the accounting principles generally accepted in India:
- a) In the case of Balance Sheet, of the state of affairs of the company as at 31st March, 2017;
 - b) In the case of Profit & Loss A/c, the profit of the state of affairs of the company as at 31st March, 2017;
 - c) In the case of Cash Flow Statement, of the state of affairs of the company as at 31st March, 2017;
 - d) In the case of statement of change in equity, as at 31st March, 2017;

Report on Other Legal and Regulatory Requirements

As required by the Companies (Auditor's Report) Order, 2016 ("the Order") issued by the Central Government of India in terms of sub-section (11) of section 143 of the Act, we give in the **Annexure A**, a statement on the matters specified in the paragraph 3 and 4 of the order.

- 1) As required by section 143(3) of the Act, we report that:
- a) We have sought & obtained all the information and explanations which to the best of our knowledge and belief were necessary for the purpose of our audit;
 - b) In our opinion, proper books of account as required by law have been kept by the Company so far as it appears from our examination of those books;
 - c) The Balance Sheet, Profit and loss account and Cash flow Statement dealt with by this Report are in agreement with the books of account;
 - d) In our opinion, the aforesaid financial statements comply with the Accounting Standards specified under section 133 of the Act, read with Rule 7 of the companies (Accounts) Rules 2014;



- e) On the basis of written representations received from the directors as on March 31, 2017, taken on record by the Board of Directors, none of the directors is disqualified as on March 31, 2017, from being appointed as a director in terms of section 164(2) of the Act; and
- f) With respect to the adequacy of the internal financial controls over financial reporting of the Company and the operating effectiveness of such controls, refer to our separate Report in **"Annexure B"**.
- g) With respect to the other matters to be included in the Auditor's Report in accordance with Rule 11 of the companies (Audit & Auditors) Rules, 2014, in our opinion and to the best of our information and according to the explanations given to us:
- i) The company has disclosed the impact, if any, of pending litigations as at March 31, 2017 on its financial position in its financial statements;
- ii) The company does not have any long term contracts including derivative contracts for which there were any material foreseeable losses, and
- iii) There were no amounts which were required to be transferred to the investor education & protection fund by the company.
- iv) The Company has provided requisite disclosures in its standalone financial statements as to holdings as well as dealings in Specified Bank Notes during the period from 8 November , 2016 to 30 December , 2016 and these are in accordance with the books of accounts maintained by the company. Refer Note to the Standalone financial statements.

Place: New Delhi
Date: 02/09/2017

For H.C. AGRAWAL & ASSOCIATES
Chartered Accountants
Firm Registration No. 008931N



CA NITESH GARG
PARTNER
M No. 540242

Annexure A” to the Auditor’s Report of even date on the Standalone Ind AS Financial Statements of M/s TODAY HOMES AND INFRASTRUCTURE PRIVATE LIMITED ("the Company")

Referred to in paragraph 1 under the heading “Report on Other legal and Regulatory Requirements’ of our report of even date

- 1) (a) In our opinion, the company has maintained proper records showing full particulars including quantitative details and situation of fixed assets.

(b) As explained to us, all the fixed assets have been physically verified by the management according to a regular program which in our opinion is reasonable having regard to the size of the company and nature of its assets. No material discrepancies were noticed on such verification.

(c) On the basis of our examination of records and explanations given to us, no major part of the fixed assets is disposed off during the year.
- 2) (a) The management has conducted the physical verification of inventory at reasonable intervals.
(b) No material discrepancies noticed on physical verification of the inventory as compared to books records
- 3) According to information & explanations given to us, the Company has not granted any loan, secured or unsecured to companies, firms or other parties covered in the register maintained under section 189 of the Companies Act, 2013.
- 4) In our opinion and according to the information and explanations given to us, the company has complied with the provisions of section 185 and 186 of the Act, with respect to loans and investment made.
- 5) The company has not accepted any deposits from the public within the meaning of section 73 to 76 of the Act and the rules framed there under.
- 6) According to the information and explanations provided to us, the companies (cost accounting record) Rules, have become applicable to the company for its real estate operations during the current year; however, no specific formats for the maintenance of the cost records in respect of real estate projects have been prescribed under the said rules. We broadly reviewed the books of account maintained by the company pursuant to the rules made by the central government of India, regarding the maintenance of cost records under the Act and are of the opinion that prima facie, the prescribed accounts and records have been made and maintained. However we have not made a detailed examination of cost record with a view to determine whether they are accurate or complete.



- 7) (A) According to the information and explanations given to us and on the basis of our examination of the records of the Company, amounts deducted/ accrued in the books of account in respect of undisputed statutory dues including provident fund, income-tax, sales tax, value added tax, duty of customs, service tax, cess and other material statutory dues have been regularly deposited during the year by the Company with the appropriate authorities. As explained to us, the Company did not have any dues on account of employees' state insurance and duty of excise.

According to the information and explanations given to us, no undisputed amounts payable in respect of provident fund, income tax, sales tax, value added tax, duty of customs, service tax, cess and other material statutory dues were in arrears as at 31 March 2017 for a period of more than six months from the date they became payable.

(B) According to the information & explanation provided to us, there were no amounts which are required to be transferred to investor Education and protection fund.

- 8) The Company does not have any loans or borrowings from any financial institution, banks, government or debenture holders during the year. Accordingly, paragraph 3(8) of the Order is not applicable.
- 9) The Company did not raise any money by way of initial public offer or further public offer (including debt instruments) and term loans during the year. Accordingly, paragraph 3 (9) of the Order is not applicable.
- 10) According to the information and explanations given to us, no material fraud by the Company or on the Company by its officers or employees has been noticed or reported during the course of our audit.
- 11) According to the information and explanations give to us and based on our examination of the records of the Company, the Company has paid/provided managerial remuneration which is as per the prescribed limits of the Act..
- 12) In our opinion and according to the information and explanations given to us, the Company is not a nidhi company. Accordingly, paragraph 3(12) of the Order is not applicable.
- 13) According to the information and explanations given to us and based on our examination of the records of the company, transactions with the related parties are in compliance with sections 177 and 188 of the Act where applicable and details of such transactions have been disclosed in the financial statements as required by the applicable accounting standards.
- 14) According to the information and explanations give to us and based on our examination of the records of the Company, the Company has not made any preferential allotment or private placement of shares or fully convertible debentures during the year.



- 15) According to the information and explanations given to us and based on our examination of the records of the Company, the Company has not entered into non-cash transactions with directors or persons connected with him. Accordingly, paragraph 3(15) of the Order is not applicable.
- 16) The Company is not required to be registered under section 45-IA of the Reserve Bank of India Act 1934.

For H.C. AGRAWAL & ASSOCIATES
Chartered Accountants
FRNo. 008931N



CA NITESH GARG
PARTNER
M No. 540242

Date: 02/09/2017
Place: New Delhi

Annexure B” to the Auditor’s Report of even date on the Standalone Ind AS Financial Statements of Today Homes & Infrastructure Pvt Ltd ("the Company")

Report on the Internal Financial Controls under Clause (i) of Sub-section 3 of Section 143 of the Companies Act, 2013 (“the Act”)

We have audited the internal financial controls over financial reporting of **Today Homes & Infrastructure Pvt Ltd ("the Company")** as of March 31, 2017 in conjunction with our audit of the financial statements of the Company for the year ended on that date.

Management’s Responsibility for Internal Financial Controls

The Company’s management is responsible for establishing and maintaining internal financial controls based on “the internal control over financial reporting criteria established by the company considering the essential components of internal control stated in the guidance note on Audit of internal Financial Controls over Financial Reporting issued by the Institute of Chartered Accountant of India (ICAI) . These responsibilities include the design, implementation and maintenance of adequate internal financial controls that were operating effectively for ensuring the orderly and efficient conduct of its business, including adherence to company’s policies, the safeguarding of its assets, the prevention and detection of frauds and errors, the accuracy and completeness of the accounting records, and the timely preparation of reliable financial information, as required under the Companies Act, 2013.

Auditors’ Responsibility

Our responsibility is to express an opinion on the Company's internal financial controls over financial reporting based on our audit. We conducted our audit in accordance with the Guidance Note on Audit of Internal Financial Controls Over Financial Reporting (the “Guidance Note”) and the Standards on Auditing, issued by ICAI and deemed to be prescribed under section 143(10) of the Companies Act, 2013, to the extent applicable to an audit of internal financial controls, both applicable to an audit of Internal Financial Controls and, both issued by the Institute of Chartered Accountants of India. Those Standards and the Guidance Note require that we comply with ethical requirements and plan and perform the audit to obtain reasonable assurance about whether adequate internal financial controls over financial reporting was established and maintained and if such controls operated effectively in all material ~~aspects~~.

Our audit involves performing procedures to obtain audit evidence about the adequacy of the internal financial controls system over financial reporting and their operating effectiveness. Our audit of internal financial controls over financial reporting included obtaining an understanding of internal financial controls over financial reporting, assessing the risk that a material weakness exists, and testing and evaluating the design and operating effectiveness of internal control based on the assessed risk. The procedures selected depend on the auditor’s judgment, including the assessment of the risks of material misstatement of the financial statements, whether due to fraud or error.



We believe that the audit evidence we have obtained is sufficient and appropriate to provide a basis for our audit opinion on the Company's internal financial controls system over financial reporting.

Meaning of Internal Financial Controls Over Financial Reporting

A company's internal financial control over financial reporting is a process designed to provide reasonable assurance regarding the reliability of financial reporting and the preparation of financial statements for external purposes in accordance with generally accepted accounting principles. A company's internal financial control over financial reporting includes those policies and procedures that (1) pertain to the maintenance of records that, in reasonable detail, accurately and fairly reflect the transactions and dispositions of the assets of the company; (2) provide reasonable assurance that transactions are recorded as necessary to permit preparation of financial statements in accordance with generally accepted accounting principles, and that receipts and expenditures of the company are being made only in accordance with authorizations of management and directors of the company; and (3) provide reasonable assurance regarding prevention or timely detection of unauthorized acquisition, use, or disposition of the company's assets that could have a material effect on the financial statements.

Inherent Limitations of Internal Financial Controls Over Financial Reporting

Because of the inherent limitations of internal financial controls over financial reporting, including the possibility of collusion or improper management override of controls, material misstatements due to error or fraud may occur and not be detected. Also, projections of any evaluation of the internal financial controls over financial reporting to future periods are subject to the risk that the internal financial control over financial reporting may become inadequate because of changes in conditions, or that the degree of compliance with the policies or procedures may deteriorate.

Opinion

In our opinion, the Company has, in all material respects, an adequate internal financial controls system over financial reporting and such internal financial controls over financial reporting were operating effectively as at March 31, 2017, based on "the internal control over financial reporting criteria established by the Company considering the essential components of internal control stated in the Guidance Note on Audit of Internal Financial Controls Over Financial Reporting issued by the Institute of Chartered Accountants of India.

For H.C. AGRAWAL & ASSOCIATES
Chartered Accountants
FRNo. 008931N



CA NITESH GARG
PARTNER
M No. 540242

Date: 02/09/2017
Place: New Delhi

(Amount in Rs Lacs)

Balance Sheet as at 31st March, 2017

Particulars	Note No	As at March 31, 2017	As at March 31st, 2016	As at April 1st, 2015
ASSETS				
Non-Current Assets				
Property, Plant and Equipment	2.1	114.09	147.72	206.43
Capital Work-in-Progress		0.00	0.00	0.00
Intangible Assets	2.2	34.89	43.16	56.71
Financial Assets				
-----Investments	2.3	30345.25	33035.72	23911.29
-----Loans and Advances	2.4	1281.23	1287.08	1316.29
Deferred tax assets (net)	2.5	115.60	115.99	124.12
Other Non-Current Assets	2.6	3913.55	3546.92	3409.58
Current Assets				
Inventories	2.7	115515.45	109843.21	105270.92
Financial Assets				
-----Trade Receivables	2.8	9.97	13.62	48.86
-----Cash and cash equivalents	2.9	1453.73	1360.81	1833.44
-----Loans and Advances	2.10	49279.33	53548.77	56824.61
Other Current Assets	2.11	9.86	10.33	44.30
TOTAL ASSETS		202072.95	202953.33	193046.56
EQUITY AND LIABILITIES				
Equity				
-----Equity Share Capital	2.12	5629.47	5629.47	5629.47
-----Other Equity	2.13	58092.10	57987.07	57912.88
Liabilities				
Non-Current Liabilities				
Financial Liabilities				
-----Other Financial Liabilities	2.14	547.54	686.34	1118.32
Provisions	2.15	184.14	168.79	221.30
Current Liabilities				
Financial Liabilities				
-----Trade Payables	2.16	3934.55	3814.06	1543.31
Provisions	2.17	2478.87	2468.82	2411.86
Other current liabilities	2.18	131206.29	132198.77	124209.42
Total		202072.95	202953.33	193046.56

Significant Accounting Policies & Notes to Accounts

1 & 2


As per our report of even date attached


for H.C. Agrawal & Associates
Chartered Accountants
(Regn. No. 008931N)

(CA NITESH GARG)
Partner
M.No.: 540242

For and on behalf of the Board of Directors


(AJAY SOOD)
Director
DIN:00410217


(DINESH KUMAR)
Director
DIN:06678390


(VIKAS TULSIANI)
Company Secretary
FCS No.7223

Place: New Delhi
Date: 02.09.2017

Balance Sheet

Continue....

(Rs in Lacs, except per share data)


Statement of Profit and Loss for the year ended 31st March, 2017


Particulars	Note No	As at March 31, 2017	As at March 31st, 2016
I. Revenue from operations	2.19	8309.80	21789.05
II. Other Income	2.20	330.84	460.19
III. Total Revenue (I +II)		8640.64	22249.24
IV. Expenses:			
Cost of construction	2.21	6192.84	19590.44
Employee benefit expense	2.22	1287.69	1363.00
Financial costs	2.22	21.77	43.10
Depreciation and amortization expense	2.1 & 2.2	49.22	85.59
Other expenses	2.22	1066.50	1059.37
IV. Total Expenses		8618.03	22141.50
V. Profit before exceptional and extraordinary items and tax (III - IV)		22.61	107.75
VI. Exceptional Items	2.23	109.80	1.66
VII. Profit before extraordinary items and tax (V + VI)		132.42	109.41
VIII. Extraordinary Items			
IX. Profit before tax (VII - VIII)		132.42	109.41
X. Tax expense:	2.24		
(1) Current tax		27.00	27.09
(2) Deferred tax		0.39	8.13
XI. Profit(Loss) from the period from continuing operations (IX-X)		105.02	74.19
XII. Profit/(Loss) from discontinuing operations			
XIII. Tax expense of discounting operations			
XIV. Profit/(Loss) from Discontinuing operations (XII - XIII)		0	0
XV. Profit/(Loss) for the period (XI + XIV)		105.02	74.19
XVI. Earning per equity share:	2.28		
(1) Basic		0.19	0.13
(2) Diluted		0.19	0.13
Significant Accounting Policies & Notes to Accounts		1 & 2	

As per our report of even date attached

for H.C. Agrawal & Associates
Chartered Accountants
(Regn. No: 008931N)
(CA. NITESH GARG)
Partner
M.No.: 540242

For and on behalf of the Board of Directors


(AJAY SOOD)
Director
DIN:00410217


(DINESH KUMAR)
Director
DIN:06678390


(VIKAS TULSIANI)
Company Secretary
FCS No.7223

Place: New Delhi
Date: 02.09.2017

(Amount in Rs Lacs)

Cash Flow Statement for the year ended 31st March-17

Particulars	Note No	As at March 31, 2017	As at March 31st, 2016
Cash Flows from Operating Activities			
Profit before tax and exceptional item		22.61	107.75
Adjustment to reconcile profit before tax to cash provided by operating activities			
Depreciation and amortisation expenses		49.22	85.59
Finance Cost		21.77	43.10
Interest Income		-90.42	-106.60
Changes in Assets and Liabilities			
Inventory		-5672.24	-4572.29
Trade Receivables		3.65	35.25
Loans and Advances and Other Assets		4372.86	3286.08
Liabilities and Provisions		-1012.40	9805.49
Income Tax and Wealth Tax paid		-364.94	-85.00
Net Cash Generated by Operating Activities		-2669.88	8599.36
Cash Flows from Investing Activities			
Interest Received		90.42	106.60
Purchase of Investment		-2692.95	-9126.43
Sale of Investment		5383.42	2.00
Purchase of Tangible Assets		-9.06	-14.67
Sale of Tangible Assets		12.75	3.60
Net Cash Provided by (Used in) Investing Activities		2784.58	-9028.90
Cash Flows from Financing Activities			
Proceeds from Issuance of Share Capital		0.00	0.00
Proceeds from Share Premium		0.00	0.00
Finance Cost		-21.77	-43.10
Net Cash Provided by (Used in) Financing Activities		-21.77	-43.10
Net Increase/(Decrease) in Cash and Cash Equivalents		92.93	-472.63
Cash and Cash Equivalents at the Beginning of the year		1360.81	1833.44
Cash and Cash Equivalents at the End of the year		1453.74	1360.81
Significant Accounting Policies & Notes to Accounts		1 & 2	

As per our report of even date attached



For H.C. Agrawal & Associates
Chartered Accountants
(Regn. No. 008931N)

(CA. NITESH GARG)
Partner
M.No.: 540242

Place: New Delhi
Date: 02.09.2017

For and on behalf of the Board of Directors


(AJAY SOOD)
Director
DIN:00410217

 
(DINESH KUMAR) (VIKAS TULSIANI)
Director Company Secretary
DIN:06678390 FCS No.7223

Statement of Changes in Equity for the year ended 31st March 2017

(Rs in Lacs)

A Equity Share Capital

Particulars	Balance as at 1st April 2015	Issued during the year	Balance as at 1st April 2016	Issued during the year	Balance as at 1st April 2017
Equity Share Capital	5629.47	0	5629.47	0	5629.47

B Other Equity

Particular	Reserves and Surplus		Other Comprehensive Income	Total
	Securities Premium Account	Retained Earnings		
Balance as at 1 April 2015	50656.23	7256.65		57912.88
Net Profit for the Year		74.19		74.19
Balance as at 31 March 2016	50656.23	7330.84		57987.07
Net Profit for the Year		105.02		105.02
Balance as at 31 March 2017	50656.23	7435.87	0.00	58092.10

As per our report of even date attached

for H.C. Agrawal & Associates
Chartered Accountants
(Regn. No: 008931N)

For and on behalf of the Board of Directors



(CA. NITESH GARG)
Partner
M.No.: 540242

(AJAY SOOD)
Director
DIN:00410217

(DINESH KUMAR)
Director
DIN:06678390

(VIKAS TULSIANI)
Company Secretary
FCS No.7223

Place: New Delhi
Date: 02.09.2017

2 Notes on Accounts for the Year Ended 31st March, 2017

Amount in financial statements are presented in "Rs in Lacs", except per share data and as otherwise stated. One lac equals 100 thousand.

The previous year figures have been regrouped/reclassified, wherever necessary to conform to the current year presentation.

2.1 Property, Plant and Equipment

(Rs in Lacs, except as otherwise stated)

Assets	Gross Block				Depreciation & Amortisation				Net Block	
	As at April,1 2016	Additions	Disposals	As at March,31 2017	As at April,1 2016	For the Year	Deductions	As at March,31 2017	As at March,31 2017	As at March,31 2016
Air Conditioner	19.40	0.00	0.00	19.40	16.09	0.80	0.00	16.89	2.51	3.31
Vehicles	567.37	0.62	12.24	555.76	510.84	10.62	10.95	510.50	45.26	56.54
Computer Equipment	183.58	3.22	0.00	186.80	165.66	7.17	0.00	172.84	13.97	17.92
Office Equipments	101.30	5.21	0.52	105.99	75.93	8.03	0.06	83.90	22.09	25.37
EPBX System	13.24	0.00	0.00	13.24	11.92	0.41	0.00	12.33	0.91	1.32
Xerox Machine	3.99	0.00	0.00	3.99	3.72	0.03	0.00	3.76	0.23	0.26
Porta Cabin	39.10	0.00	0.00	39.10	34.50	1.07	0.00	35.57	3.53	4.60
DG Set	106.65	0.00	0.00	106.65	81.71	7.89	0.00	89.59	17.06	24.94
Furniture & Fixtures	119.02	0.00	0.00	119.02	108.48	2.00	0.00	110.48	8.54	10.54
Total	1153.65	9.06	12.75	1149.95	1008.86	38.02	11.02	1035.87	114.09	144.79
Previous Year	1154.76	14.67	9.22	1160.21	948.33	72.04	7.88	1012.49	147.72	206.43

(Rs in Lacs, except as otherwise stated)

Assets	Gross Block				Depreciation & Amortisation				Net Block	
	As at April,1 2015	Additions	Disposals	As at March,31 2016	As at April,1 2015	For the Year	Deductions	As at March,31 2016	As at March,31 2016	As at March,31 2016
Air Conditioner	19.40			19.40	14.54	1.55		16.09		3.31
Vehicles	565.58	10.85	9.07	567.37	500.48	18.14	7.78	510.84		56.53
Computer Equipment	183.61	0.13	0.15	183.58	148.49	17.17		165.66		17.92
Office Equipments	98.40	2.90		101.30	60.05	15.98	0.10	75.93		25.37
EPBX System	13.24			13.24	11.91	0.01		11.92		1.32
Xerox Machine	3.99			3.99	3.65	0.08		3.72		0.26
Porta Cabin	39.10			39.10	32.32	2.18		34.50		4.60
DG Set	106.65			106.65	68.29	13.42		81.71		24.94
Furniture & Fixtures	118.23	0.79		119.02	104.97	3.52		108.48		10.54
Total	1148.19	14.67	9.22	1153.65	944.70	72.04	7.88	1008.86		144.79

2.2 Intangible Assets

(Rs in Lacs, except as otherwise stated)

Assets	Gross Block				Depreciation & Amortisation				Net Block	
	As at April,1 2016	Additions	Disposals	As at March,31 2017	As at April,1 2016	For the Year	Deductions	As at March,31 2017	As at March,31 2017	As at March,31 2016
Computer Software	82.83	0.00	0.00	82.83	36.74	11.20	0.00	47.94	34.89	46.09
Total	82.83	0.00	0.00	82.83	36.74	11.20	0.00	47.94	34.89	46.09
Previous Year	76.31	0.00	0.00	76.31	19.60	13.55	0.00	33.15	43.16	56.71

Assets	Gross Block				Depreciation & Amortisation				Net Block	
	As at April,1 2015	Additions	Disposals	As at March,31 2016	As at April,1 2015	For the Year	Deductions	As at March,31 2016	As at March,31 2016	As at March,31 2016
Computer Software	82.83	0.00	0.00	82.83	23.19	13.55	0.00	36.74		46.09
Total	82.83	0.00	0.00	82.83	23.19	13.55	0.00	36.74		46.09

2.3 Investments

(Rs in Lacs, except as otherwise stated)

Particular	As at March 31, 2017	As at March 31, 2016	As at April 1, 2015
Non-Current Investments			
Unquoted At Cost			
Investments in Equity Instruments of Subsidiaries			
a.) 9,97,000 (PY 9,97,000) (As at April 15-9,97,000) equity shares of Rs 10 each of M/s M.N.Securities Pvt Ltd	1196.40	1196.40	1196.40
b.) 2,13,00,000 (PY 2,13,00,000) (As at April 15-2,13,00,000) equity shares of Rs. 10/- each of M/s Today Infra Ventures Pvt Ltd	2130.00	2130.00	2130.00
c.) 1,94,50,000 (PY 1,94,50,000) (As at April 15-1,94,50,000) equity shares of Rs 10 each of M/s. Today Associates Pvt Ltd	1945.00	1945.00	1945.00

d.) 4,75,00,000 (PY 4,75,00,000)(As at April 15-4,75,00,000) equity shares of Rs. 10/- each of M/s Vintage Infracon Pvt. Ltd.	4750.00	4750.00	4750.00
e.) 1,66,00,000 (PY 1,66,00,000)(As at April 15-1,66,00,000) equity shares of Rs. 10/- each of M/s Vintage Buildmart Pvt. Ltd.	1660.00	1660.00	1660.00
f.) 11,46,18,950 (PY 11,46,18,950)(As at April 15-8,60,65,850) equity shares of Rs. 10/- each of M/s Today Green Energy Pvt. Ltd.	11461.90	11461.90	8606.59
g.) 3,50,10,000 (PY 3,50,10,000)(As at April 15-5000) equity shares of Rs. 10/- each of M/s Today Clean Energy Pvt Ltd	3501.00	3501.00	0.50
	26644.30	26644.30	20288.49

Investments in Equity Instruments of Associates

a.) 10,00,000 (PY 10,00,000)(As at April 15-10,00,000) equity shares of Rs. 10/- each of M/s Today Hotels (Andhra) Pvt. Ltd.	1000.00	1000.00	1000.00
	1000.00	1000.00	1000.00

Investments in Equity Instruments of Others

a.) NIL (PY 20,00,000)(As at April 15-20,00,000) equity shares of Rs. 10/- each of M/s Today Hotels (New Delhi) Pvt. Ltd.	0.00	2000.00	2000.00
b.) Nil (PY 5,88,000)(As at April 15-5,90,000) equity shares of Rs. 10/- each of M/s New India City Developers Pvt Ltd	0.00	588.00	590.00
c.) 10,000 (PY 2,79,63,200)(As at April 15-2,60,000) equity shares of Rs. 10/- each of M/s Photon Suryakiran Pvt Ltd	1.00	2796.32	26.00
d.) 10,000 (PY 3000)(As at April 15-NIL) equity shares of Rs. 10/- each of M/s Photon Ultra Wave Pvt. Ltd.	1.00	0.30	0.00
e.) 9,000 (PY 9,000)(As at April 15-9,000) equity shares of Rs. 10/- each of M/s Today Homes (Noida) Pvt. Ltd.	0.90	0.90	0.90
f.) 58,000 (PY 59,000)(As at April 15-59,000) equity shares of Rs. 10/- each of M/s P.R.Infrastructure Pvt. Ltd.	5.80	5.90	5.90
	8.70	5391.42	2622.80

Other Investments

a.) 1,68,60,000 (PY NIL)(As at April 15-NIL) CCD of Rs. 10/- each of M/s Photon Ojas Pvt. Ltd.	1686.00	0.00	0.00
b.) 1,00,00,000 (PY NIL)(As at April 15-NIL) CCD of Rs. 10/- each of M/s Photon Suryodaya Pvt. Ltd.	1000.00	0.00	0.00
c.) Pradhan Mantri Garib Kalyan Yojana (refer to note 2.3.1)	6.25	0.00	0.00
	2692.25	0.00	0.00

Aggregate Amount of Unquoted Investments

	30345.25	33035.72	23911.29
--	-----------------	-----------------	-----------------

2.3.1 The company has contributed towards the Pradhan Mantri Garib Kalyan Deposit Scheme (PMGKDS), 2016, the deposit shall be held for a period of four years without any interest.

2.4 Loans and Advances

Particular	As at March 31, 2017	As at March 31, 2016	(Rs in Lacs) As at April 1, 2015
Unsecured, Considered Good			
Deposits			
Electricity, Rental and Others	381.70	377.36	392.65
Collaborators	897.00	897.00	897.00
Other Loans and Advances			
Loans and Advances to Employees	2.53	12.72	26.63
	1281.23	1287.08	1316.29

Deferred Taxes

Company has adopted IND AS-12 " Accounting for Taxes on income" issued by ICAI. Accordingly, the accumulated net deferred tax assets amounting to Rs 115.60 Lacs as at March 31,2017 has been ascertained which comprises of the following:

Particular	As at March 31, 2017	As at March 31, 2016	(Rs in Lacs) As at April 1, 2015
Deferred Tax Assets			
Opening Balance	131.19	127.19	102.43
Depreciation	0.00	0.00	9.41
Expenses Disallowed under section 43B of Income Tax Act	3.07	4.00	15.35
(A)	134.25	131.19	127.19
Deferred Tax Liabilities			
Opening Balance	15.19	3.06	3.06
Depreciation	2.65	0.45	0.00
Expenses Disallowed under section 43B of Income Tax Act	0.81	11.68	0.00
(B)	18.65	15.19	3.06
Net Deferred Tax	115.60	115.99	124.12
(A-B)			

2.6 Other Non-Current Assets

(Rs in Lacs)			
Particular	As at March 31, 2017	As at March 31, 2016	As at April 1, 2015
Others			
Advance Income Taxes	3913.55	3546.92	3409.58
	3913.55	3546.92	3409.58

2.7 Inventories

(Rs in Lacs)			
Particular	As at March 31, 2017	As at March 31, 2016	As at April 1, 2015
As taken, Value and Certified by the Management			
Projects/Contract Work in Progress (refer to note 2.7.1)	115515.45	109843.21	105270.92
	115515.45	109843.21	105270.92

2.7.1 Projects/Contract Work in Progress comprises the following

Land	36590.96	37340.72	37340.72
Construction and Other Cost	78924.50	72502.49	67930.20

2.8 Trade Receivables

(Rs in Lacs)			
Particular	As at March 31, 2017	As at March 31, 2016	As at April 1, 2015
Unsecured			
Outstanding for a Period Exceeding Six Months			
Considered Good	9.97	13.62	48.86
Considered Doubtful	0.00	0.00	0.00
Others			
Considered Good	0.00	0.00	0.00
Considered Doubtful	0.00	0.00	0.00
	9.97	13.62	48.86

2.9 Cash and Cash Equivalents

(Rs in Lacs)			
Particular	As at March 31, 2017	As at March 31, 2016	As at April 1, 2015
Cash in Hand	35.03	162.44	75.94
Balances with Bank			
In Current Accounts			
Scheduled Banks	230.57	88.56	453.24
Non Scheduled Banks	0.00	0.00	0.00
In Fixed Deposit Accounts with Banks (refer to note 2.9.1 & 2.9.2)	1188.13	1109.82	1304.27
	1453.73	1360.81	1833.44
2.9.1 Fixed Deposit accounts with more than 12 months maturity	2.50	2.50	2.50
2.9.2 Fixed Deposit are pledged with Banks as margin money for Bank Guarantee issued by banks	1051.67	1017.98	1223.14

2.10 Loans and Advances

(Rs in Lacs)			
Particular	As at March 31, 2017	As at March 31, 2016	As at April 1, 2015
Unsecured, Considered Good			
Loans and Advances to Employees	157.71	171.17	210.14
Service Tax Input Credit	364.91	187.08	36.47
Advances to Suppliers, Subsidiaries and Others	48756.70	53190.51	56578.00
	49279.33	53548.77	56824.61

2.11 Other Current Assets

(Rs in Lacs)			
Particular	As at March 31, 2017	As at March 31, 2016	As at April 1, 2015
Prepaid Expenses	9.86	10.33	44.30
	9.86	10.33	44.30

2.12 Equity Share Capital

(Rs in Lacs, except as otherwise stated)					
Particular	As at March 31, 2017		As at March 31, 2016		As at April 1, 2015
	Nos of Shares	Amount	Nos of Shares	Amount	Nos of Shares
Authorized					
Equity Shares, Rs 10 par value	60000000	6000.00	60000000	6000.00	60000000



Issued, Subscribed and Paid-Up
Equity Shares, Rs 10 par value

(refer to note 2.12.1 to 2.12.4)

56294700 5629.47 56294700 5629.47 56294700 5629.47

56294700 5629.47 56294700 5629.47 56294700.00 5629.47

2.12.1 Issued, Subscribed and Paid up Share Capital Includes 39700000 (Previous Year 39700000) equity shares allotted for consideration other than cash.

2.12.2 Reconciliation of the Numbers of Shares Outstanding at the beginning and at the End of the reporting period:

Particular	As at March 31, 2017	As at March 31, 2016	As at April 1, 2015
Equity Shares at the Beginning of the Year	56294700	56294700	56294700
Add Equity Shares allotted for consideration other than Cash	0	0	0
Equity Shares at the End of the Year	56294700	56294700	56294700

2.12.3 Terms/Rights

The Company has issued only one class of equity shares having a par value of Rs 10/- per share. Each Holder of equity share is entitled to one vote per share. Each share is entitled to equal dividend declared by the company and approved by the share holders of the company.

In the event of liquidation, each share carry equal rights and will be entitled to receive equal amount per share out of remaining amount available with the company after making preferential payments.

2.12.4 Detail of shareholders holding more than 5% shares:

Name of the Shareholders	As at March 31, 2017	As at March 31, 2016	As at April 1, 2015
M/s. VG Infratech Pvt Ltd	8297350 14.74%	8297350 14.74%	8297350 14.74%
M/s. YG Realtech Pvt Ltd	8297350 14.74%	8297350 14.74%	8297350 14.74%
M/s GPS Properties Pvt. Ltd	7000000 12.43%	7000000 12.43%	7000000 12.43%
M/s Today Hotels (Andhra) Pvt. Ltd	9500000 16.88%	9500000 16.88%	9500000 16.88%
M/s New India City Developers Pvt. Ltd	23200000 41.21%	23200000 41.21%	23200000 41.21%
	56294700 100.00%	56294700 100.0%	56294700 100.0%

2.13 Other Equity

Particular	As at March 31, 2017	As at March 31, 2016	As at April 1, 2015
Securities Premium Account (A)			
Balance at the Beginning of the Year	50656.23	50656.23	50656.23
Add on Issue of Shares for Consideration other than Cash	0.00	0.00	0.00
Balance at the End of the Year	50656.23	50656.23	50656.23
Surplus (B)			
Balance at the Beginning of the Year	7330.84	7256.65	6727.77
Add : Net Profit after tax transferred from Statement of Profit and Loss	105.02	74.19	543.64
Less: Transferred from Fixed Assets	0.00	0.00	-14.76
Balance at the End of the Year	7435.87	7330.84	7256.65
(A+B)	58092.10	57987.07	57912.88

2.14 Other Financial Liabilities

Particular	As at March 31, 2017	As at March 31, 2016	As at April 1, 2015
Security Deposits Payable	547.54	547.54	563.94
Greater Noida Industrial Development Authority (refer to note 2.18.1)	0.00	138.80	554.38
	547.54	686.34	1118.32

2.15 Provisions

Particular	As at March 31, 2017	As at March 31, 2016	As at April 1, 2015
Gratuity and Leave encashment Obligations (refer to note 2.29)	184.14	168.79	221.30
	184.14	168.79	221.30

2.16 Trade Payables

Particular	As at March 31, 2017	As at March 31, 2016	As at April 1, 2015
Trade Payables (refer to note 2.16.1)	3934.55	3814.06	1543.31
	3934.55	3814.06 ✓	1543.31

2.16.1 Micro, Small and Medium Enterprises

Micro, Small and Medium Enterprises under Micro, Small and Medium Enterprises Development Act, 2006 have been determined based on information available with the company and the required disclosures are given below:

Principal amount due and remaining unpaid	0.00	0.00	0.00
Interest due on above and unpaid interest	0.00	0.00	0.00

Interest paid	0.00	0.00	0.00
Payment made beyond the appointed day during the year	0.00	0.00	0.00
Interest due and payable for the period of delay	0.00	0.00	0.00
Interest accrued and remaining unpaid	0.00	0.00	0.00
Amount of Further interest remaining due and payable in succeeding years	0.00	0.00	0.00
Total	0.00	0.00	0.00

2.17 Provisions

Particular	(Rs in Lacs)		
	As at March 31, 2017	As at March 31, 2016	As at April 1, 2015
Provision for Taxes	2426.94	2399.94	2372.85
Gratuity and Leave encashment Obligations	38.19	44.65	16.99
Provision for Expenses	13.75	24.23	22.02
	2478.87	2468.82	2411.86

2.18 Other Current Liabilities

Particular	(Rs in Lacs)		
	As at March 31, 2017	As at March 31, 2016	As at April 1, 2015
Accrued Salaries and Benefits			
Salaries and Benefits	117.97	147.87	162.71
Bonus and Incentives	7.43	9.01	6.16
Other Liabilities			
Security Deposits Payable	1351.27	1205.38	1012.62
Duties and Taxes	130.49	50.41	62.90
Advances Received from Customers	93153.56	94488.62	89849.54
Greater Noida Industrial Development Authority	593.75	623.84	277.26
Other Short Term Liabilities	35851.83	35673.65	32838.23
	131206.29	132198.77	124209.42

2.18.1 The outstanding Balance of Rs 593.75 Lacs (P.Y Rs 762.64 Lacs) payable as lease premium against land to Greater Noida Industrial Development Authority on instalment basis alongwith Interest and lease rent.

2.19 Revenue From Operations

Particular	(Rs in Lacs)	
	As at March 31, 2017	As at March 31, 2016
Sales-Real Estate Projects	4463.89	7596.14
Sales-Solar Project	3845.91	14192.91
	8309.80	21789.05

2.19.1 Sales from real estate projects comprises Sale from Running Projects.

2.20 Other Income

Particular	(Rs in Lacs)	
	As at March 31, 2017	As at March 31, 2016
Interest Received		
Deposits with Banks	90.42	106.60
Other	65.93	10.17
Licence Fees	120.00	120.00
Miscellaneous Income	54.50	223.41
	330.84	460.19

2. Cost of Construction

Cost of Construction charged to the Statement of Profit and Loss on the basis of Estimated Cost in proportion to the revenue recognised over the estimated revenue of the Project(s).

2.22 Expenses

Particular	(Rs in Lacs)	
	As at March 31, 2017	As at March 31, 2016
Employee Benefit Expenses		
Salaries and Bonus	1219.59	1288.14
Contribution to Provident and Other Funds	32.26	29.04
Recruitment Charges	0.00	1.66
Staff Welfare and Others	35.84	44.16
	1287.69	1363.00
Financial Costs		
Bank Charges	0.83	0.65
Interest and Bank Guarantee Charges	20.94	42.45



	21.77	43.10
Other Expenses		
✓ Advertisement & Publicity Expenses	48.37	51.64
✓ Auditor's Remuneration— (refer to note 2.22.1)	3.00	5.71
Books & Periodicals	0.97	0.81
✓ Brokerage & Commission	13.79	50.50
Charity & Donation	21.51	2.90
Communication Expenses	63.72	60.69
Consultancy Charges	11.93	26.95
Conveyance Expenses	94.04	76.08
Electricity Expenses	47.54	49.91
Entertainment & Business Promotion	0.00	0.00
Fees & Subscription	8.66	7.83
General & Miscellaneous Expenses	88.69	78.16
Liquidated Damages	10.00	0.00
Insurance Charges	0.00	31.81
Legal & Professional Charges	277.57	191.51
Printing & Stationery	17.06	18.26
✓ Rebate and Discount	0.00	2.97
Rent & Hire charges Paid	149.32	188.36
Repair & Maintenance		
Vehicle	3.62	3.85
Computer/Software/Website Repair & Maintenance	0.64	0.14
Office	58.82	56.48
Security Charges	113.65	61.62
Tour & Travelling Exp.	33.59	93.21
	1066.50	1059.37

2.22.1	Auditor's Remuneration		
	Statutory Audit Fee	1.50	3.00
	Tax Audit Fee	1.00	2.00
	Cost Audit Fee	0.50	0.50
	Service Tax	0.00	0.07
	Auditor-Out of Pocket Expenses	0.00	0.14
		3.00	5.71

2.23 Exceptional Items reflects "(Profit)/Loss on sale of Fixed Assets and Investments"

2.24 Tax Expenses

(Rs in Lacs)

Particular	As at March 31, 2017	As at March 31, 2016
Current Tax		
Income Tax	27.00	27.09
Wealth Tax	0.00	0.00
Deferred Tax	0.39	8.13
	27.39	35.22

2.25 Contingent Liabilities and Commitments (To the extent not provided for) (refer to note 2.25.1)

(Rs in Lacs)

Particular	As at March 31, 2017	As at March 31, 2016	As at April 1, 2015
Contingent Liabilities			
Outstanding Counter Guarantees to banks in respect of the bank guarantees issued by those banks in favour of various government authorities and others.	2636.37	2636.37	3144.66
Outstanding Guarantees to Financial Institutions in respect of loan taken by subsidiary, Associates and others.	136365.00	74765.00	26012.00
Claim against the Company /Disputed Liability (Including Tax) not acknowledged as debt	85.82	-	77.03
	139087.19	77401.37	29233.69

Interest and Claims by customer may be payable as and when outcome of related matters are finally determined and hence not included above. Management based on legal advice and historical trends, believe that no material liability will devolve on the company in respect of these matters. Moreover, Amount received from these customers is duly reflected in "Other Current Liabilities" under the head "Advances Received from Customers"

2.26 Related Party Transactions

List of Related Parties for the reporting period

Subsidiary Companies

M N Securities (P) Ltd
Today Green Energy Pvt. Ltd.
Today Associates (P) Ltd.
Today Infra Ventures (P) Ltd
Vintage Buildmart (P) Ltd.
Vintage Infracon (P) Ltd.
Today Clean Energy (P) Ltd.

Enterprises under Significant Influence

Today Hotels (Andhra) (P) Ltd



Key Management Personnel and their Relatives

Mr. G.K. Gambhir
Mr. Dinesh Kumar
Mr. Ajay Sood
Ms. Natasha Gambhir
Mr. Ranvir Gambhir

Summary of Related Parties Transactions during the year are as under:

(Rs in Lacs)

S.No	Nature of Transaction	100% Subsidiaries		Enterprises under Significant Influence		Key Management Personnel and their Relatives	
		As at March 31, 2017	As at March 31, 2016	As at March 31, 2017	As at March 31, 2016	As at March 31, 2017	As at March 31, 2016
1	Remuneration & Other Benefits	0.00	0.00	0.00	0.00	64.17	140.74
2	Payment/(Receipt) against Joint Development.	-2.92	1006.03	0.00	53.78	0.00	0.00
3	Loans/Advances given or recoverable/ (receipts)	-2184.62	988.44	0.00	1580.87	0.00	0.00
4	Investment in Shares	0.00	6355.81	0.00	2770.62	0.00	0.00
5	Sale of Shares	0.00	0.70	0.00	0.70	0.00	0.00
8	Payment of Expenses/ (Receipt of Income)	0.71	-26.00	0.25	5.33	0.00	0.00

2.27 Activity in Foreign Currency

Particular	(Rs in Lacs)	
	As at March 31, 2017	As at March 31, 2016
Earnings in Foreign Currency	0.00	0.00
Expenditure in Foreign Currency	0.00	31.10
Net Earning in Foreign Currency	0.00	-31.10

2.28 Earning Per Share (EPS)

Particular	(Rs in Lacs, except as otherwise stated)	
	As at March 31, 2017	As at March 31, 2016
Net Profit Attributable to Equity Shareholders	105.02	74.19
Face Value per Share (Rs)	10	10
Nos of Share outstanding at the year end	56294700	56294700
Weighted average number of shares considered for calculation of EPS	56294700	56294700
Basic Earning Per Share (Rs)	0.19	0.13
Diluted Earning Per Share (Rs)	0.19	0.13

2.29 Gratuity and Leave Encashment Plan

The Following table set out the status of the Gratuity and Leave Encashment Plan as required under AS 19. Gratuity is computed as 15 days salary, for every completed year of service or part thereof and is payable on retirement/termination/resignation. The Gratuity Plan for the Company is a defined benefit scheme where annual contribution as per actuarial valuation are charged to the Statement of Profit and Loss.

The Company also has a Leave Encashment scheme with defined benefits for its employees. The Company makes provision of such liability in the books of accounts on the basis of year end actuarial valuation.

For summarising the components of net benefit expenses recognised in the Statement of Profit and Loss and Funded Status and amount recognised in Balance Sheet for the respective plans, the details are as under

Statement of Profit and Loss (Net Employee Benefit Expenses)

Particular	As at March 31, 2017		As at March 31, 2016	
	Gratuity	Leave Encashment	Gratuity	Leave Encashment
Current Service Cost	18.99	12.05	22.07	12.89
Interest Cost	10.82	6.25	9.79	9.28
Expected Return on Plan Assets	0.00	0.00	-11.69	-46.28
Net Actuarial(gain)/loss recognised in the period	-8.04	-0.73	20.18	-24.11
Expenses recognised in the Statement of Profit and Loss	21.76	17.58		

Balance Sheet (Detail of Plan Assets/(Liability) for Gratuity and Leave Encashment

Particular	As at March 31, 2017		As at March 31, 2016	
	Gratuity	Leave Encashment	Gratuity	Leave Encashment
Opening Net Liability	135.28	78.17	122.34	115.95
Expenses as above	21.76	17.58	20.18	-24.11
Benefits Paid	-22.80	-7.65	-7.23	-13.67
Closing Net Liability	134.24	88.09	135.28	78.17

Changes in Present Value of Obligation

Particular	As at March 31, 2017		As at March 31, 2016	
	Gratuity	Leave Encashment	Gratuity	Leave Encashment
Opening Present Value Obligation	135.28	78.17	122.34	115.95
Interest Cost	10.82	6.25	9.79	9.28
Current Service Cost	18.99	12.05	22.07	12.89
Benefits Paid	-22.80	-7.65	-7.23	-13.67
Actuarial (gain)/loss on Obligation	-8.04	-0.73	-11.69	-46.28
Closing Present Value Obligation	134.24	88.09	135.28	78.17

The Principal Assumptions used in determining Gratuity and Leave encashment obligations for the Company's Plans are shown below.

Particular	As at March 31, 2017	As at March 31, 2016	As at April 1, 2015
	(In %)		
Discounting Rate	7.37	8.00	8.00
Future Salary Increase	5.50	5.50	5.50
Expected Rate of Return on Plan Assets	0.00	0.00	0.00

The estimates of Future Salary increase considered in actuarial valuation, takes account of inflation, seniority, promotion and other relevant factors on long term basis.

2.30 Segment Reporting

The Company has identified two reportable segments viz. Real Estate Project and Solar Project. Segments have been identified and reported taking into account nature of products and services, the differing risks and returns and the internal business reporting systems. The accounting policies adopted for segment reporting are in line with the accounting policy of the Company.

Primary Segment Information:

Particulars	(Rs in Lacs)					
	As at March 31, 2017			As at March 31, 2016		
	Solar Project	Real Estate Projects	Total	Solar Project	Real Estate Projects	Total
Income From Segments	3845.91	4463.89	8309.80	14192.9	7596.14	21789.05
Identifiable Operating Expenses	3845.911	4772.12	8618.03	14192.9	7948.59	22141.50
Segmental Operating Income	-	-308.23	-308.23	-	-352.44	-352.44
Other Income, Net	-	330.84	330.84	-	460.19	460.19
Profit Before Exceptional Item and Tax	-	22.61	22.61	-	107.75	107.75
Exceptional Items	-	109.80	109.80	-	1.66	1.66
Profit Before Tax	-	132.42	132.42	-	109.41	109.41
Tax Expenses	-	27.39	27.39	-	35.22	35.22
Profit After Tax & Exceptional Item	-	105.02	105.02	-	74.19	74.19

2.31 Detail of specified Bank Notes Held & Transacted during the period 08/11/2016 to 30/12/2016

Particular	Other Denominati on Notes		Total
	SBNs		
Closing Cash hand as on 08.11.2016	132.84	34.33	167.18
(+) Permitted Receipts		0.00	0.00
(-) Permitted Payments		0.00	0.00



(+) Amount Withdrawl from Banks		3.00	3.00
(-) Amount Deposited in Banks	132.84		132.84
Closing Cash in hand as on 30.12.2016	0.00	37.33	37.33

As per our report of even date attached


for H.C. Agrawal & Associates
Chartered Accountants
(Regn. No. 008931N)

(CA. NITESH GARG) Deln
Partner
M.No.: 540242
Place: New Delhi
Date: 02.09.2017



For and on behalf of the Board of Directors


(AJAY SOOD)
Director
DIN:00410217


(DINESH KUMAR)
Director
DIN:06678390


(VIKAS TULSIANI)
Company Secretary
FCS No.7223

Today Homes and Infrastructure Pvt Ltd.

Note No 1:- SIGNIFICANT ACCOUNTING POLICIES FOR YEAR ENDED 31st MARCH, 2017

SIGNIFICANT ACCOUNTING POLICIES

NATURE OF OPERATION

Today Homes and Infrastructure (P) Ltd. ("THIPL" or "the Company"), was incorporated in 1996. The Company's main business is real estate promotion and development in residential and commercial segment.

1. BASIS OF PREPARATION OF FINANCIAL STATEMENTS

The financial statements are prepared under historical cost convention on the accrual basis of accounting in accordance with the Companies Act, 2013 ("the Act") and the Accounting Principles Generally Accepted in India ("Indian GAAP") and to comply with the Accounting Standards referred to in Section 133 of the Companies Act, 2013, read with Rule 7 of Companies (Accounts) Rules, 2013.

All assets and liabilities have been classified as current or non-current wherever applicable as per the operating cycle of the company as per guidance as set out in the Revised Schedule III of the Companies Act, 2013.

2. USE OF ESTIMATES

The preparation of financial statements in conformity with Generally Accepted Accounting Principles requires management to make estimates and assumptions that affect the reported amounts of assets and liabilities and the disclosure of contingent liabilities on the date of the financial statements. Actual results could differ from these estimates. Difference between the actual result and estimates are recognised in the period in which the results are known/materialised.

3. PROPERTY, PLANT AND EQUIPMENT

Property, Plant and Equipment are stated at their cost of acquisition. The cost comprises purchase price and all other attributable cost to bring the assets to its working condition for the intended use.

4. SUBSEQUENT MEASUREMENT (DEPRECIATION AND USEFUL LIVES)

Property, Plant and Equipment are subsequently measured at cost less accumulated depreciation and impairment losses. Pursuant to Companies Act, 2013 ("the Act") being effective from 1 April 2014, the Company has depreciation rates on tangible fixed assets as per useful life specified in Part 'C' of Schedule II of the Act.

Depreciation on tangible fixed assets is computed on written down value method at such rate as computed considering useful life provided in schedule II of the Act.

Today Homes and Infrastructure Pvt Ltd.

Depreciation on intangible fixed assets is computed on written down value method at such rate as computed considering useful life 10 Years.

5. INVESTMENT

Investment in equity instruments of subsidiaries, joint ventures and associates are accounted for at cost in accordance with IND AS 27 Separate Financial Statements

Trade Investments are the investments made to enhance the company's business interest. Current investments are carried at the lower of the cost and fair market value. Long term investments are carried at cost and provisions recorded to recognize any decline, other than temporary, in the carrying value of each investment.

6. INVENTORY

Inventories are valued as under:

- In case of completed units : At lower of cost and Net realizable Value.
- In case of Projects in Progress : At lower of cost and Net realizable Value.
- Cost of Inventories are calculated on the basis of weighted average cost

Net Realizable Value is the estimated selling price in the ordinary course of business less estimated cost of completion and estimated costs necessary to make the sale

7. REVENUE RECOGNITION

- Revenue is recognized when it is probable that all economic benefits will flow to the company and it can be reliably measured. Revenue is measured at the Fair value of the consideration received/receivable.
- In respect of real estate project(s), the recognition of income is on the "Percentage of Completion Method" (POCM) of accounting. Revenue under POCM method is recognized on the basis of percentage of work completed, including land, construction and development cost of projects under execution subject, to such work completed being 30 percent or more of the total estimated cost of projects. The estimates of the projected revenues, projected profits, projected costs, cost to completion and the foreseeable loss are reviewed periodically by the management and any effect of changes in estimates is recognized in the period such changes are determined.
- Interest due on delayed payments by customers is accounted on receipts basis due to uncertainty of recovery of the same.

Today Homes and Infrastructure Pvt Ltd.

- Revenue on account of contract variations, claims and incentives are recognized upon determination or settlement of the contract.

8. EXPENDITURE

- Expenditures are accounted on accrual basis as it is incurred.
- The maintenance and other expenses incurred subsequent to completion of projects are charged off to the Statement of Profit and Loss.

9. FOREIGN CURRENCY TRANSACTIONS

The Financial statements are presented in Indian Rupees which is also the functional and presentation currency of the company

Revenue in foreign currency is recorded at the exchange rate as of the date of the respective transactions. Expenditure in foreign currency is accounted at the exchange rate prevalent when such expenditure is incurred. Exchange differences arising on foreign currency transactions are recognized as income or expense in the period in which they arise. Monetary current assets and monetary current liabilities denominated in foreign currency are translated at the exchange rate prevalent at the date of the balance sheet. The resulting difference is also recorded in the profit and loss account.

10. REIREMENT BENEFITS

- Contributions payable by the company to the concerned government authorities in respect of provident fund and employee state insurance are charged to profit and loss account.
- Provision for gratuity is made based on actuarial valuation in accordance with INDAS-19 of The Institute of Chartered Accountants of India.
- Provision for leave encashment in respect of unavailed leave standing to the credit of employees is made on actuarial basis in accordance with INDAS-19 of The Institute of Chartered Accountants of India.

11. IMPAIRMENT OF NON FINANCIAL ASSETS

The management assesses at each balance sheet date whether there is any indication that an asset may be impaired. If any such indication exists, the Company estimates the recoverable amount of the asset. If such recoverable amount of the asset or the recoverable amount of the cash-generating unit to which the asset belongs is less than its carrying amount, the carrying amount is reduced to its recoverable amount. The reduction is treated as an impairment loss and is recognized in the profit and loss account.

Today Homes and Infrastructure Pvt Ltd.

12. IMPAIRMENT OF FINANCIAL ASSETS

In accordance with IND AS 109, the Company applies expected credit loss (ECL) model for measurement and recognition of impairment loss for financial assets.

ECL is the weighted average of difference between all contractual cash flow that are due to the company in accordance with the contract and all the cash flow that the company expects to receive, discounted at the original effective interest rate, with the respective risks of default as the weights.

- Trade Receivables : In respect of trade receivables, the companies applies the simplified approach of IND AS 109 which requires measurement of loss allowance at an amount equal to lifetime expected credit losses. Lifetime expected losses are the expected credit losses that result from all possible default events over the expected life of a financial instrument.
- Other Financial Assets: In respect of other financial assets, the company assesses if the credit risk on those financial assets has increased significantly since initial recognition. If the credit risk has not increased significantly since initial recognition, the company measures the loss allowance at an amount equal to 12 month expected credit losses, else at an amount equal to the lifetime expected credit losses.

13. PROVISIONS, CONTINGENT LIABILITIES AND CONTINGENT ASSETS

A provision is recognized when:

- The company has a present obligation as a result of past event;
- It is probable that an outflow of resources embodying economic benefits will be required to settle the obligation; and
- A reliable estimate can be made of the amount of the obligation.

A disclosure for a contingent liability is made when there is a possible obligation or a present obligation that may, but probably will not, require an outflow of resources. Where there is a possible obligation or a present obligation that the likelihood of outflow of resource is remote, no provision or disclosure is made.

Contingent assets are neither recognized nor disclosed except when realization of income is virtually certain , related asset is disclosed.

14. ACCOUNTING FOR TAXES ON INCOME

- Provision for current tax is made based on the tax payable under the Income tax Act, 1961.

Today Homes and Infrastructure Pvt Ltd.

- Deferred tax on timing differences between taxable and accounting income is accounted for, using the tax rates and the tax laws enacted or substantially enacted as on the balance sheet date. Deferred tax assets are recognized only when there is a reasonable certainty of their realization. Wherever there are unabsorbed depreciation or carry forward losses under tax laws, Deferred tax assets are recognized only to the extent that there is a virtual certainty of their realization.

15. OPERATING LEASE

Lease arrangements where the risk and rewards incident to ownership of assets substantially vest with the lessor are recognized as operating lease.

Company as a lessee

Lease rental are charged to statement of profit and loss on straight line basic except where scheduled increase in rent compensates the lessor for expected inflationary costs.

Company as a lessor

Rental income is recognized on straight line basis over the lease term except where scheduled increase in rent compensates the company with expected inflationary costs.

16. EARNINGS PER SHARE

Basic earnings per share are calculated by dividing the net profit or loss for the period attributable to equity shareholders by weighted average number of equity shares outstanding during the period. For the purpose of calculating diluted earnings per share, the net profit or loss for the period attributable to equity shareholders by weighted average number of equity shares outstanding during the period are adjusted of all dilutive potential equity shares.

for H.C. Agrawal & Associates

Chartered Accountants

(Regn. No: 008931N)


(CA. NITESH GARG)

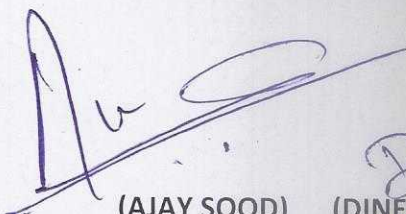
Partner

M.No.: 540242

Place: New Delhi

Date: 02.09.2017


For and on behalf of the Board of Directors



(AJAY SOOD)

Director


DIN:00410217



(DINESH KUMAR)

Director

DIN:06678390



(VIKAS TULSIANI)

Company Secretary

FCS No.7223