DRAWING TITLE	DRG. NO.
SUBMISSION DRAWING	
FLOOR PLANS BLOCK- Q	S-04

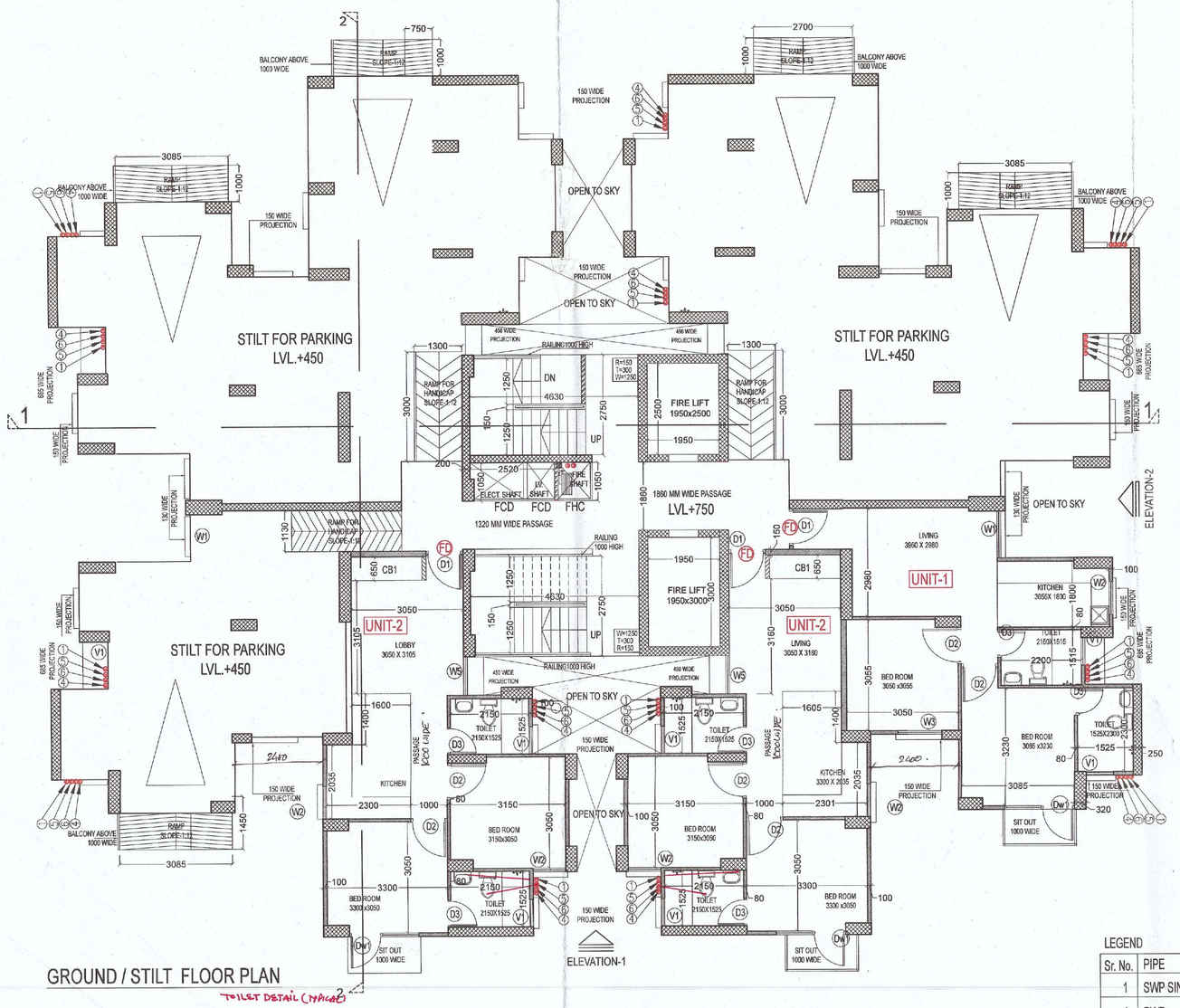

GROUND / STILT FLOOR PLAN

TOILET DETAIL (TYPICAL)

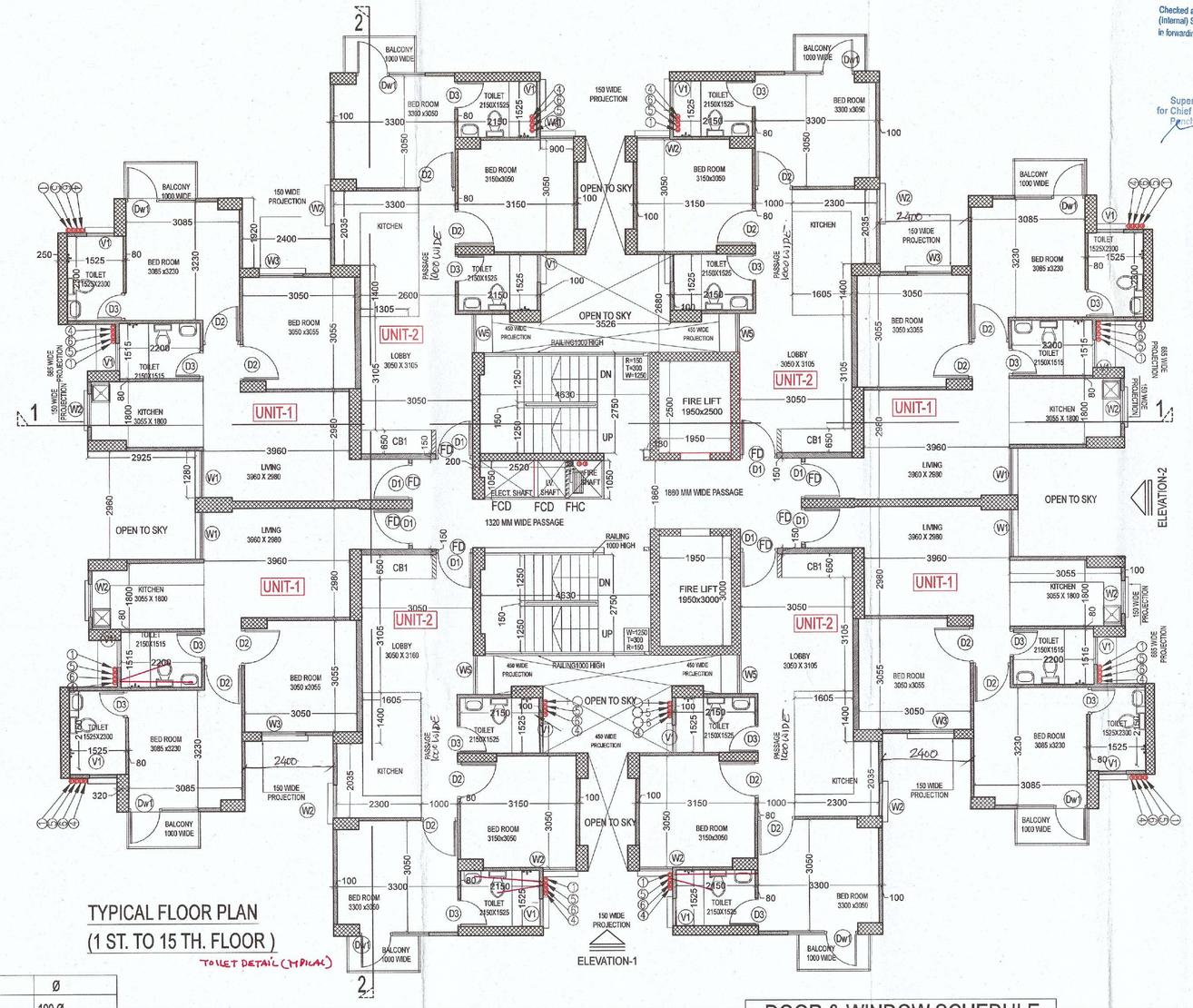

TYPICAL FLOOR PLAN
(1 ST. TO 15 TH. FLOOR)

TOILET DETAIL (TYPICAL)

Checked and found ok for Public Health (Internal) Service only subject to comments in in forwarding letter No. ..... Dt/.....

Superintending Engineer (HQ)
for Chief Engineer 1 HSVP

SE(W)

This is a "PROVISIONAL BUILDING PLAN" approved only for the purpose of inviting objections from the general public

DDTP (HQ)
DDTP MEMBER BPAC
STP(HQ) Member Secretary BPAC
ATP(HQ)
Ram Avtar Bassi JD(HQ)

TO BE READ WITH THIS OFFICE MEMO NO.:
Dated:

JD. P.A. A.T.P.

LEGEND		
Sr. No.	PIPE	Ø
1	SWP SINGLE STACK	100 Ø
4	RWP	100 Ø
5	GI PIPE DOWN (DOMESTIC)	50/40/35/25/20 Ø
6	GI PIPE DOWN TREATED)	50/40/35/25/20 Ø
7	GI PIPEUP (DOMESTIC) FROM UGR	50 Ø
8	GI PIPE UP TREATED) FROM UGR	50 Ø

DOOR & WINDOW SCHEDULE					
Sr.NO.	TYPE	SIZE	CILL	LINTEL	REMARKS
1.	D1	1050	-	2100	MAIN DOOR
2.	D2	1000	-	2100	BED ROOM
3.	D3	750	-	2100	TOILET
4.	DW1	1900	750	2600	BED ROOM
5	W1	1280	750	2600	LOBBY
6	W2	900	1000	2600	KITCHEN
7	W3	1150	750	2600	BED ROOM
8	W4	900	750	2600	BED ROOM
9	W5	835	750	2600	LOBBY
10	V1	750	1250	B.O.B	TOILET

WATER TANK CAP.
NO. OF UNITS =123
CAP. = 123X5X172.5= 106087.5
2
= 53043.75 LTS.
SAY 53,000 LTS.
DOMESTIC@65 % = 34,550 LTS.
FLUSHING@35% = 18,550 LTS.
FIRE = 5,000 LTS.

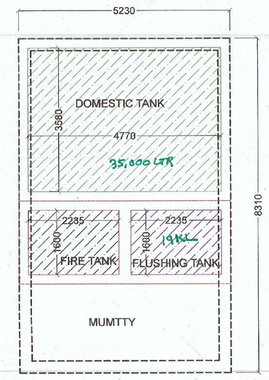

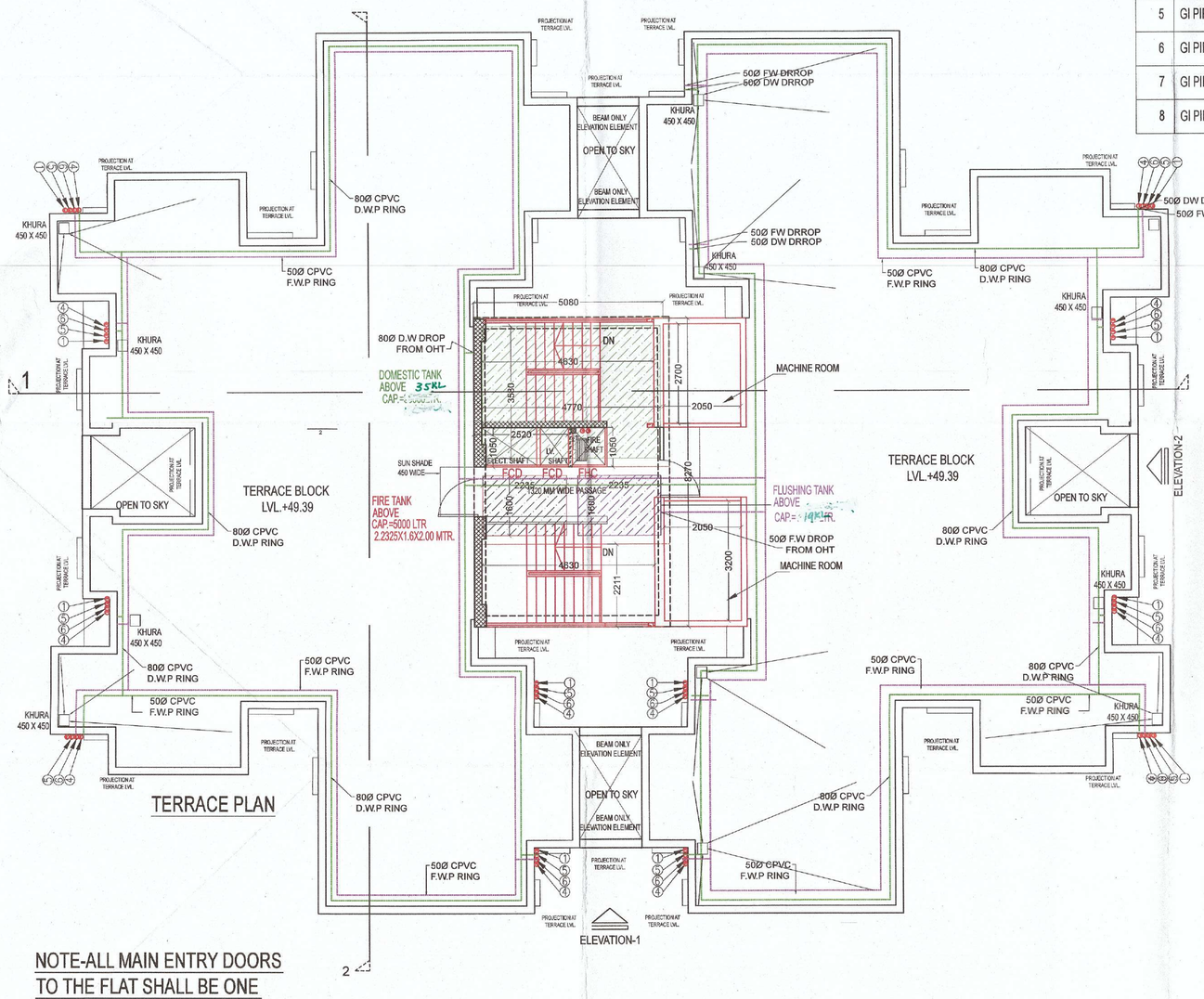

TERRACE PLAN

NOTE-ALL MAIN ENTRY DOORS TO THE FLAT SHALL BE ONE HOUR FIRE RATED

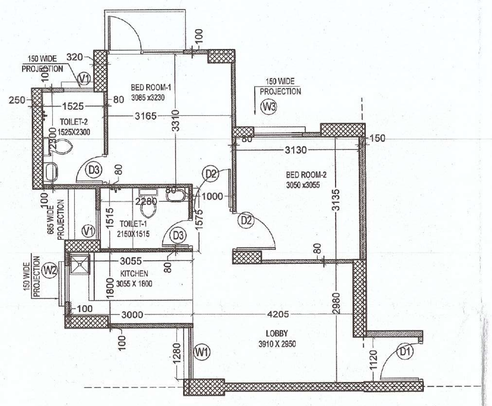

UNIT-1 CARPET AREA DETAIL

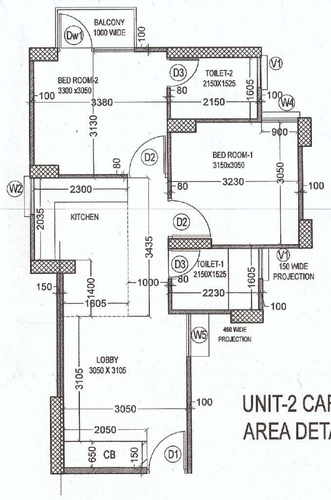

UNIT-2 CARPET AREA DETAIL

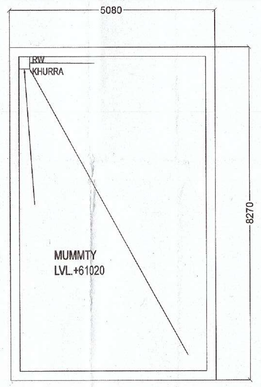

OHT TERRACE PLAN

CARPET AREA DETAIL UNIT-1							
1	LOBBY	4.205	X	2.980		12.531	SQM.
		1.609	X	1.305		2.100	SQM.
2	KITCHEN	3.000	X	1.800		5.4	SQM.
3	TOILET-1	2.280	X	1.595		3.637	SQM.
4	PASSAGE	1.000	X	1.575		1.575	SQM.
5	TOILET-2	1.525	X	2.300		3.508	SQM.
6	BED ROOM-1	3.165	X	3.310		10.476	SQM.
7	BED ROOM-2	3.130	X	3.135		9.813	SQM.
8	D2	1.000	X	0.080	3.000	0.240	SQM.
8	D3	0.750	X	0.080	2.000	0.120	SQM.
NET CARPET AREA DETAIL			TOTAL			49.398	SQM.
BALCONY AREA							
1	BALCONY	2.000	X	1.000		2.000	SQM.

CARPET AREA DETAIL UNIT-2							
1	LOBBY	3.050	X	3.105		9.470	SQM.
	CB	2.050	X	0.650		1.333	SQM.
	D1	1.100	X	0.150		0.165	SQM.
2	KITCHEN	2.300	X	2.035		4.681	SQM.
		1.605	X	1.400		2.247	SQM.
3	TOILET-1	2.230	X	1.605		3.579	SQM.
		0.750	X	0.080		0.060	SQM.
4	TOILET-2	2.150	X	1.605		3.451	SQM.
		0.745	X	0.100		0.075	SQM.
5	BED ROOM-1	3.230	X	3.050		9.852	SQM.
6	BED ROOM-2	3.130	X	3.380		10.579	SQM.
6	PASSAGE	1.000	X	3.380		3.380	SQM.
	TOTAL					48.871	SQM.
NET CARPET AREA DETAIL							
						48.871	SQM.
BALCONY AREA							
1	BALCONY	2.000	X	1.000		2.000	SQM.
			TOTAL			2.000	SQM.

PROJECT TITLE

REVISED BUILDING PLANS OF LOW COST/AFFORDABLE GROUP HOUSING COLONY ON AREA MEASURING 11.262 ACRES(LICENCE NO.69 OF 2010 DATED 11.09.2010) IN SECTOR 67 GURGAON, MANESAR URBAN COMPLEX BEING DEVELOPE BY DSS INFRASTRUCTURE PVT.LTD.

SCALE	1:100		
DATE	FEB 2022		
DEALT		CHECKED	VG

ARCHITECT

Design Axis architects

T-134 A, AAM BAGH FARM HOUSE, NEAR SHAMSHI TALAB ANDHERIA MORH, MEHRAULI, NEW DELHI - 110030
PH - 9811058563, 26644831, 26648146
EMAIL - vireshg@hotmail.com

ARCHITECT'S SIGN.

APPLICANT 'S SIGN.