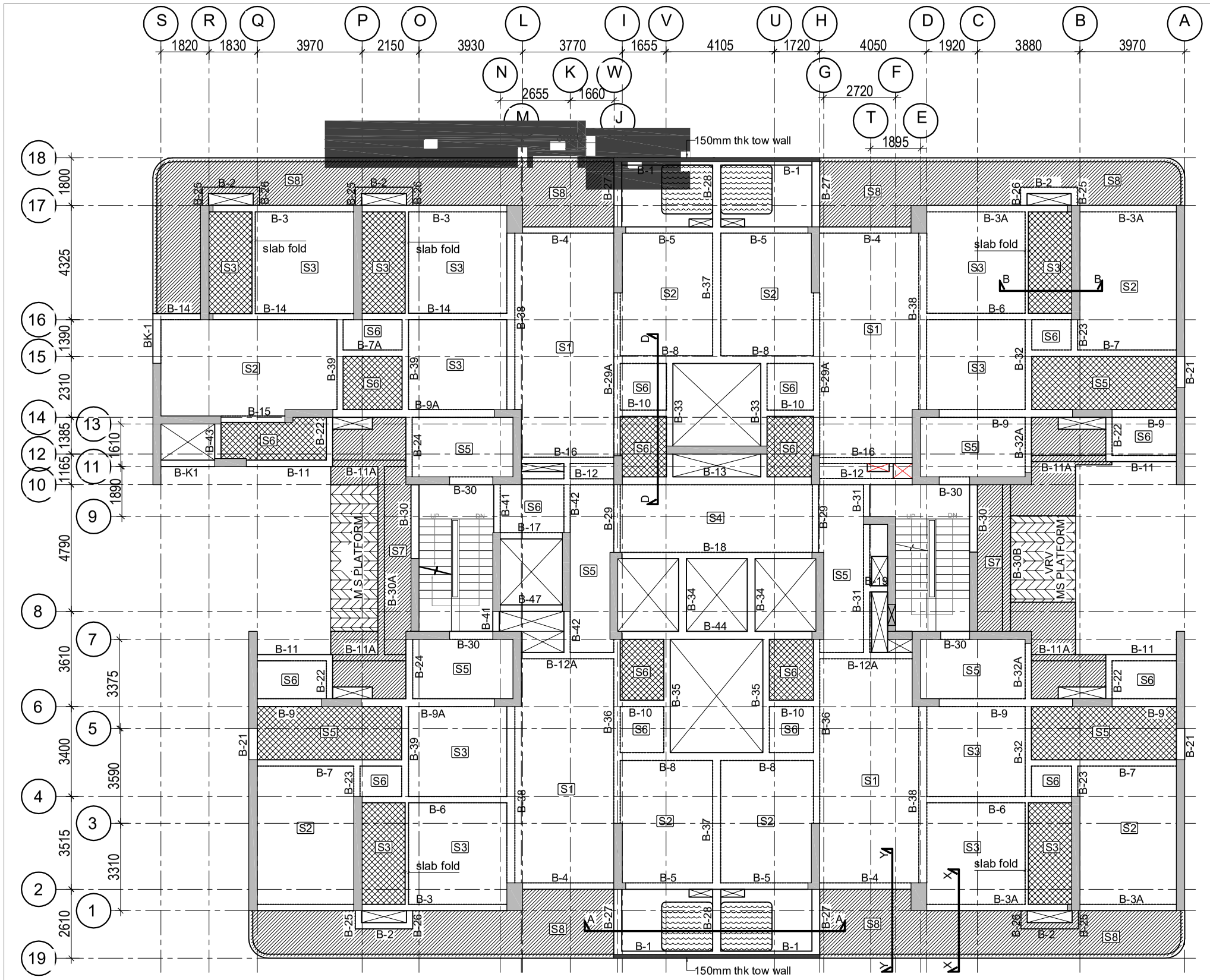

TYPICAL FLOOR LVL. FRAMING PLAN
(TYPE-B)

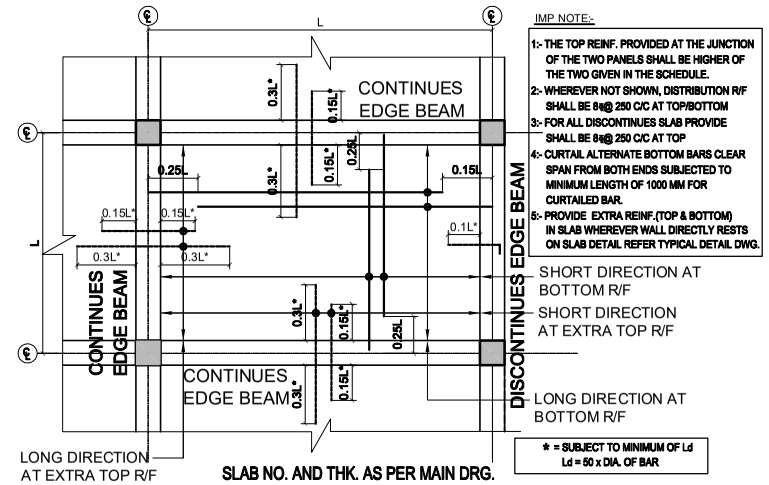

IMP NOTE:-

1:- THE TOP REINF. PROVIDED AT THE JUNCTION OF THE TWO PANELS SHALL BE HIGHER OF THE TWO GIVEN IN THE SCHEDULE.
2:- WHEREVER NOT SHOWN, DISTRIBUTION R/F SHALL BE 8ø@ 250 C/C AT TOP/BOTTOM
3:- FOR ALL DISCONTINUES SLAB PROVIDE SHALL BE 8ø@ 250 C/C AT TOP
4:- CURTAIL ALTERNATE BOTTOM BARS CLEAR SPAN FROM BOTH ENDS SUBJECTED TO MINIMUM LENGTH OF 1000 MM FOR CURTAILED BAR.
5:- PROVIDE EXTRA REINF.(TOP & BOTTOM) IN SLAB WHEREVER WALL DIRECTLY RESTS ON SLAB DETAIL REFER TYPICAL DETAIL DWG.

TYPICAL PLAN OF SLAB REINFORCEMENT DETAILS

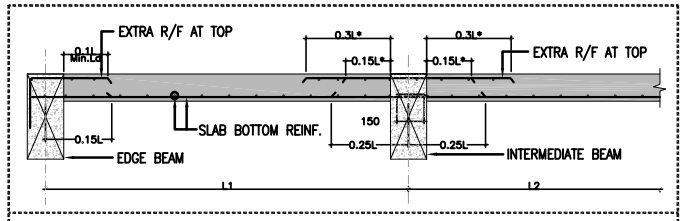

TYPICAL DETAIL FOR BARS IN SLAB

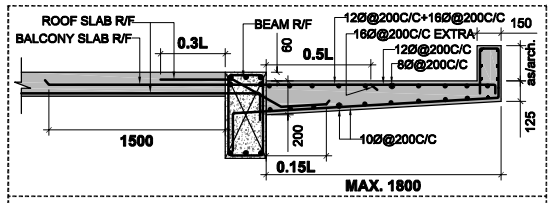

TYP. DETAIL OF CANTILEVER BALCONY SECTION X-X

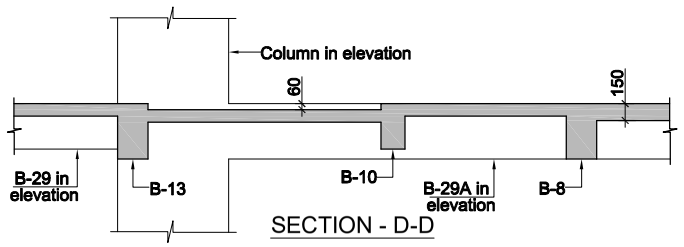

SECTION - D-D

LEGEND:-

1.		TOILET SLAB SUNK BY 60mm
2.		BALCONY SLAB SUNK BY 60mm
3.		CUT OUT

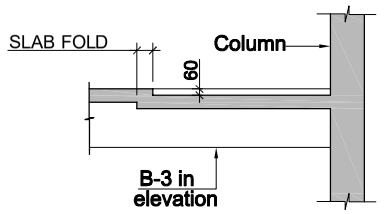

SECTION - B-B

FOR TENDER 01 JUNE, 2023 STUDIO SYMBIOSIS ARCHITECTS NOIDA

TENDER DRAWING 30 MAY, 2023 LKT Engineering Consultants United NEW DELHI

Note :-

1. BUILDING HAS AUTOMATIC SPRINKLER SYSTEM WHEREVER REQUIRED BY NBC.
2. BUILDING WILL BE DESIGNED (STRUCTURES) AS PER RELEVENT IS CODES FOR EARTH QUAKE RESISTANCE.

LEGENDS:

---------- BAR ON TOP FACE
———— BAR ON BOTTOM FACE

SCHEDULE OF SLAB MARKING

SL. NOS.	SLAB MARKED	BOTTOM R/F.		EXTRA TOP R/F. (EXTRA BAR)		SLAB THK.	REMARKS
		REINF IN SHORT DIRCTION	REINF IN LONG DIRCTION	REINF IN SHORT DIRCTION	REINF IN LONG DIRCTION		
1	S1	10Ø@-125C/C	10Ø@-150C/C	10Ø@-125C/C	10Ø@-150C/C	165	
2	S2	8Ø@-125C/C	8Ø@-200C/C	8Ø@-125C/C	8Ø@-200C/C	150	
3	S3	8Ø@-150C/C	8Ø@-100C/C	8Ø@-125C/C	8Ø@-200C/C	125	
4	S4	10Ø@-150C/C	10Ø@-200C/C	10Ø@-200C/C	10Ø@-200C/C	125	
5	S5	8Ø@-100C/C	8Ø@-150C/C	8Ø@-125C/C	8Ø@-200C/C	125	
6	S6	8Ø@-150C/C	8Ø@-200C/C	8Ø@-175C/C	8Ø@-200C/C	125	
7	S7	AS PER SSECTION X-X					
8	S8	AS PER SSECTION Y-Y					

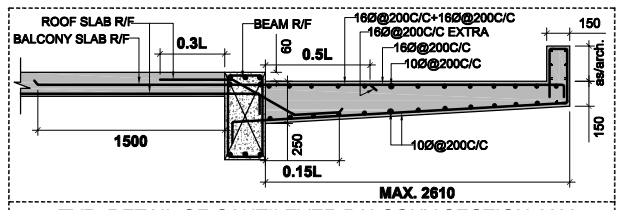

TYP. DETAIL OF CANTILEVER BALCONY SECTION Y-Y

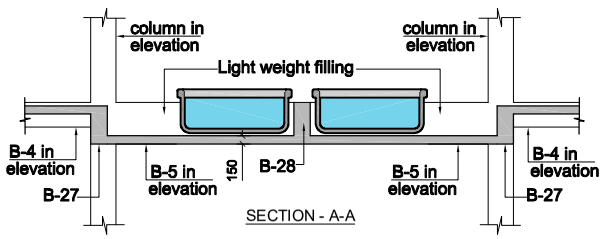

SECTION - A-A

SCHEDULE OF BEAMS SIZE	
BEAM MARKED	SIZE W x D
B6,B7,B10,B12,B15,B16 B17,B19,B23,B29,B31,B47 B32,B33,B35,B39,B12A B41,B42,B7A,B43,B32A	240X450
B11A	240X490
B4,B11,B18,B22,B14,B24 B36,B44,B29A,B32A	240X550
B34,B37	300X450
B13,B21,B30,B38,B45	300X550
B28	300X700
B5	240X700
BK-1,B8	300X550
B-2,B-25,B-26	240X390
B1,B27	300X640
B3,B3A,B9,B9A	240X500
B30A,B30B	300X490

NOTES:-

1. ALL DIMENSIONS ARE IN MILLIMETERS, LEVELS ARE IN METERS UNLESS OTHERWISE MENTIONED.
2. ONLY WRITTEN DIMENSIONS SHALL BE FOLLOWED.
3. GRADE OF CONCRETE SHALL BE M50.UNO
4. CLEAR CONCRETE COVER TO THE MAIN REINFORCEMENT SHALL BE -
   COLUMN: 40mm
   FOOTING: 50mm TOP & BOTTOM COVER FOR RAFT
   BEAM : 60mm FOR SIMPLY SUPPORTED
   BEAM : 40mm FOR CONTINUOUS
   SLAB : 35mm FOR SIMPLY SUPPORTED
   SLAB : 25mm FOR CONTINUOUS
5. Y-DENOTES HIGH YIELD STRENGTH DEFORMED BARS OF GRADE Fe 550D HAVING YIELD STRENGTH NOT LESS THAN 550 N/MM² CONFORMING TO IS:1786-2008.- ELONGATION 14.5 %
6. DETAILS OF SPACER BAR PROVIDED TO BE HIGHER DIA OF BAR @ 1500c/c.
7. ALL THE LEVELS TO BE VERIFIED WITH RELEVANT ARCHITECTURAL DRAWING.
8. FOR ORIENTATION,LOCATION AND SETTING OUT OF BUILDING/GRIDS REFER RELEVANT ARCHITECTURAL MASTER PLAN.
9. ALL THE LEVELS TO BE VERIFIED AT SITE BEFORE EXECUTION.
10. THIS DRAWING SHALL BE READ IN CONJUNCTION WITH RELEVANT STRUCTURAL & ARCHITECTURE DRAWINGS.
11. CUT OUTS LIFT PIT,SUMP ,TRENCH SIZE & SLEEVE LOCATION WILL BE FOLLOW ARCHITECTURAL & SERVICES DRAWINGS.

PROJECT:
'Mixed Land Use colony (99.5% Residential Component and 0.5% Commercial component) under TOD Zone over an area measuring 10.7 acres in village Maidawas, Sector 66' (23PC0002) Being Developed by ETSY Realcon Private Limited.'

OWNER:
ETSY Realcon Private Limited.

ARCHITECTS
STUDIO SYMBIOSIS

STRUCTURE
LKT Engineering Consultants Ltd.
WZ-62,63,64 Ugrasain Market
Ashok Nagar , Near Tilak Nagar
Police Station New Delhi
Phone : +011-45565818

OWNER'S SEAL & SIGNATURE

ARCHITECT'S SEAL & SIGNATURE

Scale : N.T.S

Drawing Title:- (TYPE-B) TYPICAL FLOOR FRAMING PLAN

Drawing No:- TYPE-B/STR/305

PRPD.BY	DESIGN.BY	CHKD.BY	APPVD.BY	REV.
ABBAS	VIKAS	KAPIL	MR.L.K.TYAGI	R-0